

—NO.15—
SHOUSON
壽臣山15號

SALES BROCHURE 售樓說明書

- | | | | |
|----|---|----|--|
| 01 | 一手住宅物業買家須知
NOTES TO PURCHASERS OF FIRST-HAND RESIDENTIAL PROPERTIES | 18 | 對買方的警告
WARNING TO PURCHASERS |
| 02 | 發展項目的資料
INFORMATION ON THE DEVELOPMENT | 19 | 發展項目中的建築物的橫截面圖
CROSS-SECTION PLAN OF BUILDING IN THE DEVELOPMENT |
| 03 | 賣方及有參與發展項目的其他人的資料
INFORMATION ON VENDOR AND OTHERS INVOLVED IN THE DEVELOPMENT | 20 | 立面圖
ELEVATION PLAN |
| 04 | 有參與發展項目的各方的關係
RELATIONSHIP BETWEEN PARTIES INVOLVED IN THE DEVELOPMENT | 21 | 發展項目中的公用設施的資料
INFORMATION ON COMMON FACILITIES IN THE DEVELOPMENT |
| 05 | 發展項目的設計的資料
INFORMATION ON DESIGN OF THE DEVELOPMENT | 22 | 閱覽圖則及公契
INSPECTION OF PLANS AND DEED OF MUTUAL COVENANT |
| 06 | 物業管理的資料
INFORMATION ON PROPERTY MANAGEMENT | 23 | 裝置、裝修物料及設備
FITTINGS, FINISHES AND APPLIANCES |
| 07 | 發展項目的所在位置圖
LOCATION PLAN OF THE DEVELOPMENT | 24 | 服務協議
SERVICE AGREEMENTS |
| 08 | 發展項目的鳥瞰照片
AERIAL PHOTOGRAPH OF THE DEVELOPMENT | 25 | 地稅
GOVERNMENT RENT |
| 09 | 關乎發展項目的分區計劃大綱圖等
OUTLINE ZONING PLAN ETC. RELATING TO THE DEVELOPMENT | 26 | 買方的雜項付款
MISCELLANEOUS PAYMENTS BY PURCHASER |
| 10 | 發展項目的布局圖
LAYOUT PLAN OF THE DEVELOPMENT | 27 | 欠妥之處的保養責任期
DEFECT LIABILITY WARRANTY PERIOD |
| 11 | 發展項目的住宅物業的樓面平面圖
FLOOR PLANS OF RESIDENTIAL PROPERTIES IN THE DEVELOPMENT | 28 | 斜坡維修
MAINTENANCE OF SLOPES |
| 12 | 發展項目中的住宅物業的面積
AREA OF RESIDENTIAL PROPERTIES IN THE DEVELOPMENT | 29 | 修訂
MODIFICATION |
| 13 | 發展項目中的停車位的樓面平面圖
FLOOR PLANS OF PARKING SPACES IN THE DEVELOPMENT | 30 | 有關資料
RELEVANT INFORMATION |
| 14 | 臨時買賣合約的摘要
SUMMARY OF PRELIMINARY AGREEMENT FOR SALE AND PURCHASE | 31 | 申請建築物總樓面面積寬免的資料
INFORMATION IN APPLICATION FOR CONCESSION ON GROSS FLOOR AREA OF BUILDING |
| 15 | 公契的摘要
SUMMARY OF DEED OF MUTUAL COVENANT | 32 | 發展項目的指定互聯網網站的網址
THE ADDRESS OF WEBSITE DESIGNATED FOR THE DEVELOPMENT |
| 16 | 批地文件的摘要
SUMMARY OF LAND GRANT | 33 | 售樓說明書印製日期
DATE OF PRINTING OF SALES BROCHURE |
| 17 | 公共設施及公眾休憩用地的資料
INFORMATION ON PUBLIC FACILITIES AND PUBLIC OPEN SPACES | 34 | 日後可能出現改變
POSSIBLE FUTURE CHANGE |

您在購置一手住宅物業之前，應留意下列事項：

適用於所有一手住宅物業

1. 重要資訊

- 瀏覽一手住宅物業銷售資訊網（下稱「銷售資訊網」）（網址：www.srpe.gov.hk），參考「銷售資訊網」內有關一手住宅物業的市場資料。
- 閱覽賣方就該發展項目所指定的互聯網網站內的有關資訊，包括售樓說明書、價單、載有銷售安排的文件，及成交紀錄冊。
- 發展項目的售樓說明書，會在該項目的出售日期前最少七日向公眾發布，而有關價單和銷售安排，亦會在該項目的出售日期前最少三日公布。
- 在賣方就有關發展項目所指定的互聯網網站，以及「銷售資訊網」內，均載有有關物業成交資料的成交紀錄冊，以供查閱。

2. 費用、按揭貸款和樓價

- 計算置業總開支，包括律師費、按揭費用、保險費，以及印花稅。
- 向銀行查詢可否取得所需的按揭貸款，然後選擇合適的還款方式，並小心計算按揭貸款金額，以確保貸款額沒有超出本身的負擔能力。
- 查閱同類物業最近的成交價格，以作比較。
- 向賣方或地產代理瞭解，您須付予賣方或該發展項目的管理人的預計的管理費、管理費上期金額（如有）、特別基金金額（如有）、補還的水、電力及氣體按金（如有），以及 / 或清理廢料的費用（如有）。

3. 價單、支付條款，以及其他財務優惠

- 賣方未必會把價單所涵蓋的住宅物業悉數推售，因此應留意有關的銷售安排，以了解賣方會推售的住宅物業為何。賣方會在有關住宅物業推售日期前最少三日公布銷售安排。
- 留意價單所載列的支付條款。倘買家可就購置有關住宅物業而連帶獲得價格折扣、贈品，或任何財務優惠或利益，上述資訊亦會在價單內列明。
- 如您擬選用由賣方指定的財務機構提供的各類按揭貸款計劃，在簽訂臨時買賣合約前，應先細閱有關價單內列出的按揭貸款計劃資料¹。如就該些按揭貸款計劃的詳情有任何疑問，應在簽訂臨時買賣合約前，直接向有關財務機構查詢。

4. 物業的面積及四周環境

- 留意載於售樓說明書和價單內的物業面積資料，以及載於價單內的每平方呎 / 每平方米售價。根據《一手住宅物業銷售條例》（第 621 章）（下稱「條例」），賣方只可以實用面積表達住宅物業的面積和每平方米及平方米的售價。就住宅物業而言，實用面積指該住宅物業的樓面面積，包括在構成該物業的一部分的範圍內的以下每一項目的樓面面積：(i) 露台；(ii) 工作平台；以及 (iii) 陽台。實用面積並不包括空調機房、窗台、閣樓、平台、花園、停車位、天台、梯屋、前庭及庭院的每一項目的面積，即使該些項目構成該物業的一部分的範圍。
- 售樓說明書必須顯示發展項目中所有住宅物業的樓面平面圖。在售樓說明書所載有關發展項目中住宅物業的每一份樓面平面圖，均須述明每個住宅物業的外部 and 內部尺寸²。售樓說明書所提供有關住宅物業外部和內部的尺寸，不會把批盪和裝飾物料包括在內。買家收樓前如欲購置家具，應留意這點。
- 親臨發展項目的所在地實地視察，以了解有關物業的四周環境（包括交通和社區設施）；亦應查詢有否任何城市規劃方案和議決，會對有關的物業造成影響；參閱載於售樓說明書內的位置圖、鳥瞰照片、分區計劃大綱圖，以及橫截面圖。

5. 售樓說明書

- 確保所取得的售樓說明書屬最新版本。根據條例，提供予公眾的售樓說明書必須是在之前的三個月之內印製或檢視、或檢視及修改。
- 如屬未落成發展項目，賣方在認為有需要時可改動建築圖則（如有的話），因此應留意由賣方提供的任何經修改的售樓說明書，以了解有關未落成發展項目的最新資料。
- 閱覽售樓說明書，並須特別留意以下資訊：
 - 售樓說明書內有否關於「有關資料」的部分，列出賣方知悉但並非為一般公眾人士所知悉，關於相當可能對享有有關住宅物業造成重大影響的事宜的資料。請注意，已在土地註冊處註冊的文件，其內容不會被視為「有關資料」；
 - 橫截面圖會顯示有關建築物相對毗連該建築物的每條街道的橫截面，以及每條上述街道與已知基準面和該建築物最低的一層住宅樓層的水平相對的水平。橫截面圖能以圖解形式，顯示出建築物最低一層住宅樓層和街道水平的高低差距，不論該最低住宅樓層以何種方式命名；
 - 室內和外部的裝置、裝修物料和設備；
 - 管理費按甚麼基準分擔；
 - 小業主有否責任或需要分擔管理、營運或維持有關發展項目以內或以外的公眾休憩用地或公共設施的開支，以及有關公眾休憩用地或公共設施的位置；以及
 - 小業主是否須要負責維修斜坡。

6. 政府批地文件和公契

- 閱覽政府批地文件和公契（或公契擬稿）。公契內載有天台和外牆業權等相關資料。賣方會在售樓處提供政府批地文件和公契（或公契擬稿）的複本，供準買家免費閱覽。
- 留意政府批地文件內所訂明小業主是否須要負責支付地稅。
- 留意公契內訂明有關物業內可否飼養動物。

7. 售樓處內有關可供揀選住宅物業的資料

- 向賣方查詢清楚有哪些一手住宅物業可供揀選。若賣方在售樓處內展示「消耗表」，您可從該「消耗表」得悉在每個銷售日的銷售進度資料，包括在該個銷售日開始時有哪些住宅物業可供出售，以及在該個銷售日內有哪些住宅物業已獲揀選及售出。
- 切勿隨便相信有關發展項目銷情的傳言，倉卒簽立臨時買賣合約。

¹ 按揭貸款計劃的資料包括有關按揭貸款計劃對借款人的最低收入的要求、就第一按揭連同第二按揭可獲得的按揭貸款金額上限、最長還款年期、整個還款期內的按揭利率變化，以及申請人須繳付的手續費。

² 根據條例附表 1 第 1 部第 10(2)(d) 條述明，售樓說明書內顯示的發展項目中的住宅物業的每一份樓面平面圖須述明以下各項—

- 每個住宅物業的外部尺寸；
- 每個住宅物業的內部尺寸；
- 每個住宅物業的內部間隔的厚度；
- 每個住宅物業內個別分隔室的外部尺寸。

根據條例附表 1 第 1 部第 10(3) 條，如有關發展項目的經批准的建築圖則，提供條例附表 1 第 1 部第 10(2)(d) 條所規定的資料，樓面平面圖須述明如此規定的該資料。

8. 成交紀錄冊

- 留意發展項目的成交紀錄冊。賣方須於臨時買賣合約訂立後的 24 小時內，於紀錄冊披露該臨時買賣合約的資料，以及於買賣合約訂立後一個工作天內，披露該買賣合約的資料。您可透過成交紀錄冊得悉發展項目的銷售情況。
- 切勿將賣方接獲用作登記的購樓意向書或本票的數目視為銷情指標。發展項目的成交紀錄冊才是讓公眾掌握發展項目每日銷售情況的最可靠資料來源。

9. 買賣合約

- 確保臨時買賣合約和買賣合約包含條例所規定的強制性條文。
- 留意有關物業買賣交易所包括的裝置、裝修物料和設備，須在臨時買賣合約和買賣合約上列明。
- 留意夾附於買賣合約的圖則。該圖則會顯示所有賣方售予您的物業面積，而該面積通常較該物業的實用面積為大。
- 留意賣方有權改動未落成發展項目的建築圖則（如有的話）。如屬未落成發展項目，條例規定物業的買賣合約須載有強制性條文，列明如有關改動在任何方面對該物業造成影響，賣方須在改動獲建築事務監督批准後的 14 日內，將該項改動以書面通知買家。
- 訂立臨時買賣合約時，您須向擁有人（即賣方）支付樓價 5% 的臨時訂金。
- 如您在訂立臨時買賣合約後五個工作日（工作日指並非公眾假日、星期六、黑色暴雨警告日或烈風警告日的日子）之內，沒有簽立買賣合約，該臨時買賣合約即告終止，有關臨時訂金（即樓價的 5%）會被沒收，而擁有人（即賣方）不得因您沒有簽立買賣合約而對您提出進一步申索。
- 在訂立臨時買賣合約後的五個工作日之內，倘您簽立買賣合約，則擁有人（即賣方）必須在訂立該臨時買賣合約後的八個工作日之內簽立買賣合約。
- 有關的訂金，應付予負責為所涉物業擔任保證金保存人的律師事務所。

10. 表達購樓意向

- 留意在賣方（包括其獲授權代表）就有關住宅物業向公眾提供價單前，賣方不得尋求或接納任何對有關住宅物業的購樓意向（不論是否屬明確選擇購樓意向）。因此您不應向賣方或其授權代表提出有關意向。
- 留意在有關住宅物業的銷售開始前，賣方（包括其獲授權代表）不得尋求或接納任何對該物業的有明確選擇購樓意向。因此您不應向賣方或其授權代表提出有關意向。

11. 委託地產代理

- 留意倘賣方委任一個或多於一個地產代理，以協助銷售其發展項目內任何指明住宅物業，該發展項目的價單必須列明在價單印刷日期當日所有獲委任為地產代理的姓名 / 名稱。
- 您可委託任何地產代理（不一定是賣方所指定的地產代理），以協助您購置發展項目內任何指明住宅物業；您亦可不委託任何地產代理。
- 委託地產代理以物色物業前，您應該 —
 - 了解該地產代理是否只代表您行事。該地產代理若同時代表賣方行事，倘發生利益衝突，未必能夠保障您的最大利益；
 - 了解您須否支付佣金予該地產代理。若須支付，有關的佣金金額和支付日期為何；以及
 - 留意只有持牌地產代理或營業員才可以接受您的委託。如有疑問，應要求該地產代理或營業員出示其「地產代理證」，或瀏覽地產代理監管局的網頁（網址：www.eaa.org.hk），查閱牌照目錄。

12. 委聘律師

- 考慮自行委聘律師，以保障您的利益。該律師若同時代表賣方行事，倘發生利益衝突，未必能夠保障您的最大利益。
- 比較不同律師的收費。

適用於一手未落成住宅物業**13. 預售樓花同意書**

- 洽購地政總署「預售樓花同意方案」下的未落成住宅物業時，應向賣方確認地政總署是否已就該發展項目批出「預售樓花同意書」。

14. 示範單位

- 賣方不一定須設置示範單位供準買家或公眾參觀，但賣方如為某指明住宅物業設置示範單位，必須首先設置該住宅物業的無改動示範單位，才可設置該住宅物業的經改動示範單位，並可以就該住宅物業設置多於一個經改動示範單位。
- 參觀示範單位時，務必視察無改動示範單位，以便與經改動示範單位作出比較。然而，條例並沒有限制賣方安排參觀無改動示範單位及經改動示範單位的先後次序。
- 賣方設置示範單位供公眾參觀時，應已提供有關發展項目的售樓說明書。因此，緊記先行索取售樓說明書，以便在參觀示範單位時參閱相關資料。
- 您可以在無改動示範單位及經改動示範單位中進行量度，並在無改動示範單位內拍照或拍攝影片，惟在確保示範單位參觀者人身安全的前提下，賣方可能會設定合理的限制。

適用於一手未落成住宅物業及尚待符合條件的已落成住宅物業**15. 預計關鍵日期及收樓日期**

- 查閱售樓說明書中有關發展項目的預計關鍵日期³。
 - 售樓說明書中有關發展項目的預計關鍵日期並不同買家的「收樓日期」。買家的「收樓日期」一般會較發展項目的預計關鍵日期遲。然而，假若發展項目比預期早落成，「收樓日期」可能會較售樓說明書列出的預計關鍵日期為早。
- 收樓日期
 - 條例規定買賣合約須載有強制性條文，列明賣方須於買賣合約內列出的預計關鍵日期後的 14 日內，以書面為發展項目申請佔用文件、合格證明書，或地政總署署長的轉讓同意（視屬何種情況而定）。
 - 如發展項目屬地政總署預售樓花同意方案所規管，賣方須在合格證明書或地政總署署長的轉讓同意發出後的一個月內（以較早者為準），就賣方有能力有效地轉讓有關物業一事，以書面通知買家；或
 - 如發展項目並非屬地政總署預售樓花同意方案所規管，賣方須在佔用文件（包括佔用許可證）發出後的六個月內，就賣方有能力有效地轉讓有關物業一事，以書面通知買家。
 - 條例規定買賣合約須載有強制性條文，列明有關物業的買賣須於賣方發出上述通知的日期的 14 日內完成。有關物業的買賣完成後，賣方將安排買家收樓事宜。

³ 一般而言，「關鍵日期」指該項目符合批地文件的條件的日期，或該項目在遵照經批准的建築圖則的情況下或按照豁免證明書的發出的條件在各方面均屬完成的日期。有關詳情請參閱條例第 2 條。

- 認可人士可批予在預計關鍵日期之後完成發展項目
 - 條例規定買賣合約須載有強制性條文，列明發展項目的認可人士可以在顧及純粹由以下一個或多於一個原因所導致的延遲後，批予在預計關鍵日期之後，完成發展項目：
 - > 工人罷工或封閉工地；
 - > 暴動或內亂；
 - > 不可抗力或天災；
 - > 火警或其他賣方所不能控制的意外；
 - > 戰爭；或
 - > 惡劣天氣。
 - 發展項目的認可人士可以按情況，多於一次批予延後預計關鍵日期以完成發展項目，即收樓日期可能延遲。
 - 條例規定買賣合約須載有強制性條文，列明賣方須於認可人士批予延期後的 14 日內，向買家提供有關延期證明書的文本。
- 如對收樓日期有任何疑問，可向賣方查詢。

適用於一手已落成住宅物業

16. 賣方資料表格

- 確保取得最近三個月內印製有關您擬購買的一手已落成住宅物業的「賣方資料表格」。

17. 參觀物業

- 購置住宅物業前，確保已獲安排參觀您打算購置的住宅物業。倘參觀有關物業並非合理地切實可行，則應參觀與有關物業相若的物業，除非您以書面同意賣方無須開放與有關物業相若的物業供您參觀。您應仔細考慮，然後才決定是否簽署豁免上述規定的書面同意。
- 除非有關物業根據租約持有，或為確保物業參觀者的人身安全而須設定合理限制，您可以對該物業進行量度、拍照或拍攝影片。

任何與賣方銷售受條例所規管的一手住宅物業有關的投訴和查詢，請與一手住宅物業銷售監管局聯絡。

網址：www.srpa.gov.hk

電話：2817 3313

電郵：enquiry_srpa@hd.gov.hk

傳真：2219 2220

其他相關聯絡資料：

消費者委員會

網址：www.consumer.org.hk

電話：2929 2222

電郵：cc@consumer.org.hk

傳真：2856 3611

地產代理監管局

網址：www.eaa.org.hk

電話：2111 2777

電郵：enquiry@eaa.org.hk

傳真：2598 9596

香港地產建設商會

電話：2826 0111

傳真：2845 2521

一手住宅物業銷售監管局

2023 年 3 月

You are advised to take the following steps before purchasing first-hand residential properties.

For all first-hand residential properties

1. Important information

- Make reference to the materials available on the Sales of First-hand Residential Properties Electronic Platform (SRPE) (www.srpe.gov.hk) on the first-hand residential property market.
- Study the information on the website designated by the vendor for the development, including the sales brochure, price lists, documents containing the sales arrangements, and the register of transactions of a development.
- Sales brochure for a development will be made available to the general public at least 7 days immediately before a date of sale while price list and sales arrangements will be made available at least 3 days immediately before the date of sale.
- Information on transactions can be found on the register of transactions on the website designated by the vendor for the development and the SRPE.

2. Fees, mortgage loan and property price

- Calculate the total expenses of the purchase, such as solicitors' fees, mortgage charges, insurance fees and stamp duties.
- Check with banks to find out if you will be able to obtain the needed mortgage loan, select the appropriate payment method and calculate the amount of the mortgage loan to ensure it is within your repayment ability.
- Check recent transaction prices of comparable properties for comparison.
- Check with the vendor or the estate agent the estimated management fee, the amount of management fee payable in advance (if any), special fund payable (if any), the amount of reimbursement of the deposits for water, electricity and gas (if any), and/or the amount of debris removal fee (if any) you have to pay to the vendor or the manager of the development.

3. Price list, payment terms and other financial incentives

- Vendors may not offer to sell all the residential properties that are covered in a price list. To know which residential properties the vendors may offer to sell, pay attention to the sales arrangements which will be announced by the vendors at least 3 days before the relevant residential properties are offered to be sold.
- Pay attention to the terms of payment as set out in a price list. If there are discounts on the price, gift, or any financial advantage or benefit to be made available in connection with the purchase of the residential properties, such information will also be set out in the price list.
- If you intend to opt for any mortgage loan plans offered by financial institutions specified by the vendor, before entering into a preliminary agreement for sale and purchase (PASP), you must study the details of various mortgage loan plans¹ as set out in the price list concerned. If you have any questions about these mortgage loan plans, you should check with the financial institutions concerned direct before entering into a PASP.

4. Property area and its surroundings

- Pay attention to the area information in the sales brochure and price list, and price per square foot/metre in the price list. According to the Residential Properties (First-hand Sales) Ordinance (Cap. 621) (the Ordinance), vendors can only present the area and price per square foot and per square metre of a residential property using saleable area. Saleable area, in relation to a residential property, means the floor area of the residential property, and includes the floor area of every one of the following to the extent that it forms part of the residential property - (i) a balcony; (ii) a utility platform; and (iii) a verandah. The saleable area excludes the area of the following which forms part of the residential

property - air-conditioning plant room; bay window; cockloft; flat roof; garden; parking space; roof; stairhood; terrace and yard.

- Floor plans of all residential properties in the development have to be shown in the sales brochure. In a sales brochure, floor plans of residential properties in the development must state the external and internal dimensions of each residential property². The external and internal dimensions of residential properties as provided in the sales brochure exclude plaster and finishes. You are advised to note this if you want to buy furniture before handing over of the residential property.
- Visit the development site and get to know the surroundings of the property (including transportation and community facilities). Check town planning proposals and decisions which may affect the property. Take a look at the location plan, aerial photograph, outline zoning plan and cross-section plan that are provided in the sales brochure.

5. Sales brochure

- Ensure that the sales brochure obtained is the latest version. According to the Ordinance, the sales brochure made available to the public should be printed or examined, or examined and revised within the previous 3 months.
- In respect of an uncompleted development, the vendor may alter the building plans (if any) whenever the vendor considers necessary. To know the latest information of an uncompleted development, keep paying attention to any revised sales brochures made available by the vendor.
- Read through the sales brochure and in particular, check the following information in the sales brochure –
 - whether there is a section on “relevant information” in the sales brochure, under which information on any matter that is known to the vendor but is not known to the general public, and is likely to materially affect the enjoyment of a residential property will be set out. Please note that information contained in a document that has been registered with the Land Registry will not be regarded as “relevant information”;
 - the cross-section plan showing a cross-section of the building in relation to every street adjacent to the building, and the level of every such street in relation to a known datum and to the level of the lowest residential floor of the building. This will help you visualize the difference in height between the lowest residential floor of a building and the street level, regardless of how that lowest residential floor is named;
 - interior and exterior fittings and finishes and appliances;
 - the basis on which management fees are shared;
 - whether individual owners have obligations or need to share the expenses for managing, operating and maintaining the public open space or public facilities inside or outside the development, and the location of the public open space or public facilities; and
 - whether individual owners have responsibility to maintain slopes.

¹ The details of various mortgage loan plans include the requirements for mortgagors on minimum income level, the loan limit under the first mortgage and second mortgage, the maximum loan repayment period, the change of mortgage interest rate throughout the entire repayment period, and the payment of administrative fees.

² According to section 10(2)(d) in Part 1 of Schedule 1 to the Ordinance, each of the floor plans of the residential properties in the development in the sales brochure must state the following—

- the external dimensions of each residential property;
- the internal dimensions of each residential property;
- the thickness of the internal partitions of each residential property;
- the external dimensions of individual compartments in each residential property.

According to section 10(3) in Part 1 of Schedule 1 to the Ordinance, if any information required by section 10(2)(d) in Part 1 of Schedule 1 to the Ordinance is provided in the approved building plans for the development, a floor plan must state the information as so provided.

6. Government land grant and deed of mutual covenant (DMC)

- Read the Government land grant and the DMC (or the draft DMC). Information such as ownership of the rooftop and external walls can be found in the DMC. The vendor will provide copies of the Government land grant and the DMC (or the draft DMC) at the place where the sale is to take place for free inspection by prospective purchasers.
- Check the Government land grant on whether individual owners are liable to pay Government rent.
- Check the DMC on whether animals can be kept in the residential property.

7. Information on Availability of Residential Properties for Selection at Sales Office

- Check with the vendor which residential properties are available for selection. If a “consumption table” is displayed by the vendor at the sales office, you may check from the table information on the progress of sale on a date of sale, including which residential properties are offered for sale at the beginning of that date of sale and which of them have been selected and sold during that date of sale.
- Do not believe in rumours about the sales condition of the development and enter into a PASP rashly.

8. Register of Transactions

- Pay attention to the register of transactions for a development. A vendor must, within 24 hours after entering into a PASP with a purchaser, enter transaction information of the PASP in the register of transactions. The vendor must, within 1 working day after entering into an agreement for sale and purchase (ASP), enter transaction information of the ASP in the register of transactions. Check the register of transactions for the concerned development to learn more about the sales condition of the development.
- Never take the number of registrations of intent or cashier orders a vendor has received for the purpose of registration as an indicator of the sales volume of a development. The register of transactions for a development is the most reliable source of information from which members of the public can grasp the daily sales condition of the development.

9. Agreement for sale and purchase

- Ensure that the PASP and ASP include the mandatory provisions as required by the Ordinance.
- Pay attention that fittings, finishes and appliances to be included in the sale and purchase of the property are inserted in the PASP and ASP.
- Pay attention to the area plan annexed to the ASP which shows the total area which the vendor is selling to you. The total area which the vendor is selling to you is normally greater than the saleable area of the property.
- Pay attention to the vendor’s right to alter the building plans (if any) for an uncompleted development. The mandatory provisions to be incorporated in an ASP for uncompleted development as required by the Ordinance include a provision requiring the vendor to notify the purchaser in writing of such alteration if the same affects in any way the property within 14 days after its having been approved by the Building Authority.
- A preliminary deposit of **5%** of the purchase price is payable by you to the owner (i.e. the seller) on entering into a PASP.
- If you do not execute the ASP within **5 working days** (working day means a day that is not a general holiday or a Saturday or a black rainstorm warning day or gale warning day) after entering into the PASP, the PASP is terminated, the preliminary deposit (i.e. 5% of the purchase price) is forfeited, and the owner (i.e. the seller) does not have any further claim against you for not executing the ASP.
- If you execute the ASP within 5 working days after the signing of the PASP, the owner (i.e. the seller) must execute the ASP within 8 working days after entering into the PASP.
- The deposit should be made payable to the solicitors’ firm responsible for stakeholding purchasers’ payments for the property.

10. Expression of intent of purchasing a residential property

- Note that vendors (including their authorized representative(s)) should not seek or accept any specific or general expression of intent of purchasing any residential property before the relevant price lists for such properties are made available to the public. You therefore should not make such an offer to the vendors or their authorized representative(s).
- Note that vendors (including their authorized representative(s)) should not seek or accept any specific expression of intent of purchasing a particular residential property before the sale of the property has commenced. You therefore should not make such an offer to the vendors or their authorized representative(s).

11. Appointment of estate agent

- Note that if the vendor has appointed one or more than one estate agents to act in the sale of any specified residential property in the development, the price list for the development must set out the name of all the estate agents so appointed as at the date of printing of the price list.
- You may appoint any estate agent (not necessarily from those estate agency companies appointed by the vendor) to act in the purchase of any specified residential property in the development, and may also not appoint any estate agent to act on your behalf.
- Before you appoint an estate agent to look for a property, you should –
 - find out whether the agent will act on your behalf only. If the agent also acts for the vendor, he/she may not be able to protect your best interests in the event of a conflict of interest;
 - find out whether any commission is payable by you to the estate agent and, if so, its amount and the time of payment; and
 - note that only licensed estate agents or salespersons may accept your appointment. If in doubt, you should request the estate agent or salesperson to produce his/her Estate Agent Card, or check the Licence List on the Estate Agents Authority website: www.eaa.org.hk.

12. Appointment of solicitor

- Consider appointing your own solicitor to protect your interests. If the solicitor also acts for the vendor, he/she may not be able to protect your best interests in the event of a conflict of interest.
- Compare the charges of different solicitors.

For first-hand uncompleted residential properties**13. Pre-sale Consent**

- For uncompleted residential property under the Lands Department Consent Scheme, seek confirmation from the vendor whether the “Pre-sale Consent” has been issued by the Lands Department for the development.

14. Show Flats

- While the vendor is not required to make any show flat available for viewing by prospective purchasers or the general public, if the vendor wishes to make available show flats of a specified residential property, the vendor must first of all make available an unmodified show flat of that residential property and that, having made available such unmodified show flat, the vendor may then make available a modified show flat of that residential property. In this connection, the vendor is allowed to make available more than one modified show flat of that residential property.
- If you visit the show flats, you should always look at the unmodified show flats for comparison with the modified show flats. That said, the Ordinance does not restrict the discretion of the vendor in arranging the sequence of the viewing of unmodified and modified show flats.

- Sales brochure of the development should have been made available to the public when the show flat is made available for viewing. You are advised to get a copy of the sales brochure and make reference to it when viewing the show flats.
- You may take measurements in modified and unmodified show flats, and take photographs or make video recordings of unmodified show flats, subject to reasonable restriction(s) which may be set by the vendor for ensuring safety of the persons viewing the show flat.

For first-hand uncompleted residential properties and completed residential properties pending compliance

15. Estimated material date and handing over date

- Check the estimated material date³ for the development in the sales brochure.
 - The estimated material date for a development in the sales brochure is not the same as the date on which a residential property is handed over to purchaser. The latter is normally later than the former. However, the handing over date may be earlier than the estimated material date set out in the sales brochure in case of earlier completion of the development.
- Handing over date
 - The mandatory provisions to be incorporated in an ASP as required by the Ordinance include a provision requiring the vendor to apply in writing for an Occupation Document / a Certificate of Compliance or the Director of Lands' Consent to Assign (as the case may be) in respect of the development within 14 days after the estimated material date as stipulated in the ASP.
 - > For development subject to the Lands Department Consent Scheme, the vendor is required to notify the purchaser in writing that the vendor is in a position validly to assign the property within one month after the issue of the Certificate of Compliance or the Consent to Assign, whichever first happens; or
 - > For development not subject to the Lands Department Consent Scheme, the vendor is required to notify the purchaser in writing that the vendor is in a position validly to assign the property within 6 months after the issue of the Occupation Document including Occupation Permit.
 - The mandatory provisions to be incorporated in an ASP as required by the Ordinance include a provision requiring completion of the sale and purchase within 14 days after the date of the notification aforesaid. Upon completion, the vendor shall arrange handover of the property to the purchaser.
- Authorized Person (AP) may grant extension(s) of time for completion of the development beyond the estimated material date.
 - The mandatory provisions to be incorporated in an ASP as required by the Ordinance include a provision that the AP of a development may grant an extension of time for completion of the development beyond the estimated material date having regard to delays caused exclusively by any one or more of the following reasons:
 - > strike or lock-out of workmen;
 - > riots or civil commotion;
 - > force majeure or Act of God;
 - > fire or other accident beyond the vendor's control;
 - > war; or
 - > inclement weather.
 - The AP may grant more than once such an extension of time depending on the circumstances. That means handover of the property may be delayed.
 - The mandatory provisions to be incorporated in an ASP as required by the Ordinance also include a provision requiring the vendor to, within 14 days after the issue of an extension of time granted by the AP, furnish the purchaser with a copy of the relevant certificate of extension.
- Ask the vendor if there are any questions on handing over date.

For first-hand completed residential properties

16. Vendor's information form

- Ensure that you obtain the "vendor's information form(s)" printed within the previous 3 months in relation to the residential property/properties you intend to purchase.

17. Viewing of property

- Ensure that, before you purchase a residential property, you are arranged to view the residential property that you would like to purchase or, if it is not reasonably practicable to view the property in question, a comparable property in the development, unless you agree in writing that the vendor is not required to arrange such a comparable property for viewing for you. You are advised to think carefully before signing any waiver.
- You may take measurements, take photographs or make video recordings of the property, unless the property is held under a tenancy or reasonable restriction(s) is/are needed to ensure safety of the persons viewing the property.

For complaints and enquiries relating to the sales of first-hand residential properties by the vendors which the Ordinance applies, please contact the Sales of First-hand Residential Properties Authority –

Website : www.srpa.gov.hk
Telephone : 2817 3313
Email : enquiry_srpa@hd.gov.hk
Fax : 2219 2220

Other useful contacts :

Consumer Council

Website : www.consumer.org.hk
Telephone : 2929 2222
Email : cc@consumer.org.hk
Fax : 2856 3611

Estate Agents Authority

Website : www.eaa.org.hk
Telephone : 2111 2777
Email : enquiry@eaa.org.hk
Fax : 2598 9596

Real Estate Developers Association of Hong Kong

Telephone : 2826 0111
Fax : 2845 2521

Sales of First-hand Residential Properties Authority March 2023

³ Generally speaking, "material date" means the date on which the conditions of the land grant are complied with in respect of the development, or the date on which the development is completed in all respects in compliance with the approved building plans or the conditions subject to which the certificate of exemption is issued. For details, please refer to section 2 of the Ordinance.

發展項目名稱

壽臣山 15 號

發展項目所位於的街道的名稱及由差餉物業估價署署長為識別發展項目的目的而編配的門牌號數

壽臣山道西 15 號

獨立屋的總數

共 15 座洋房

獨立屋的門牌號數

1 號洋房 - 3 號洋房、5 號洋房 - 12 號洋房及 15 號洋房 - 18 號洋房

被略去的門牌號數

4 號洋房、13 號洋房及 14 號洋房

Name of the Development

No.15 Shouson

Name of the street at which the Development is situated and the street number allocated by the Commissioner of Rating and Valuation for the purpose of distinguishing the Development

No. 15 Shouson Hill Road West

Total number of houses

There are 15 houses

House numbering

House 1 - House 3, House 5 - House 12 and House 15 - House 18

Omitted house numbers

House 4, House 13 and House 14

賣方

傑懋有限公司
沛都有限公司*
廣盟有限公司*
兆東有限公司*
亮得有限公司*
潤港有限公司*

賣方的控權公司

就 傑懋有限公司：
Superb Land Limited
Castle Horizon Holdings Limited
就 沛都有限公司：
Fortunate Code Limited, Summer Estate Enterprises Limited, Castle Horizon Holdings Limited
就 廣盟有限公司：
Phoenix Oasis Limited, Summer Estate Enterprises Limited, Castle Horizon Holdings Limited
就 兆東有限公司：
River Moon Limited, Summer Estate Enterprises Limited, Castle Horizon Holdings Limited
就 亮得有限公司：
Rich Coastal Ventures Limited, Summer Estate Enterprises Limited, Castle Horizon Holdings Limited
就 潤港有限公司：
Think Tank Ventures Limited, Summer Estate Enterprises Limited, Castle Horizon Holdings Limited

發展項目的認可人士

李嘉胤

發展項目的認可人士以其專業身分擔任經營人、董事或僱員的商號或法團

李景勳、雷煥庭建築師有限公司

發展項目的承建商

保華建造有限公司

就發展項目中的住宅物業的出售而代表擁有人行事的律師事務所

貝克·麥堅時律師事務所

已為發展項目的建造提供貸款或已承諾為該項建造提供融資的認可機構

香港上海滙豐銀行有限公司

已為發展項目的建造提供貸款的任何其他人

Superb Land Limited

*** 附註：**

傑懋有限公司已將以下住宅物業轉讓予其有聯繫法團：

有聯繫法團名稱	住宅物業
沛都有限公司	發展項目的 2 號洋房
廣盟有限公司	發展項目的 3 號洋房
兆東有限公司	發展項目的 6 號洋房
亮得有限公司	發展項目的 9 號洋房
潤港有限公司	發展項目的 12 號洋房

Vendor

Talent Charm Corporation Limited
Harvest City Limited*
Fully Union Limited*
Orient Wealth Limited*
Shine Earning Limited*
Profit Port Limited*

Holding company of the Vendor

In respect of Talent Charm Corporation Limited:
Superb Land Limited
Castle Horizon Holdings Limited
In respect of Harvest City Limited:
Fortunate Code Limited, Summer Estate Enterprises Limited, Castle Horizon Holdings Limited
In respect of Fully Union Limited:
Phoenix Oasis Limited, Summer Estate Enterprises Limited, Castle Horizon Holdings Limited
In respect of Orient Wealth Limited:
River Moon Limited, Summer Estate Enterprises Limited, Castle Horizon Holdings Limited
In respect of Shine Earning Limited:
Rich Coastal Ventures Limited, Summer Estate Enterprises Limited, Castle Horizon Holdings Limited
In respect of Profit Port Limited:
Think Tank Ventures Limited, Summer Estate Enterprises Limited, Castle Horizon Holdings Limited

Authorized Person for the Development

Lee Kar Yan, Douglas

The firm or corporation of which an Authorized Person for the Development is a proprietor, director or employee in his or her professional capacity

Andrew Lee King Fun & Associates Architects Limited

Building Contractor for the Development

Paul Y. Builders Limited

The firm of solicitors acting for the Owner in relation to the sale of residential properties in the Development

Baker & McKenzie

Authorized institution that has made a loan, or has undertaken to provide finance, for the construction of the Development

The Hongkong and Shanghai Banking Corporation Limited

Any other person who has made a loan for the construction of the Development

Superb Land Limited

*** Remarks :**

Talent Charm Corporation Limited had assigned the following residential properties to its associated corporations:

Name of associated corporation	Residential Property
Harvest City Limited	House 2
Fully Union Limited	House 3
Orient Wealth Limited	House 6
Shine Earning Limited	House 9
Profit Port Limited	House 12

(a)	賣方或有關發展項目的承建商屬個人，並屬該項目的認可人士的家人。	不適用
(b)	賣方或該項目的承建商屬合夥，而該賣方或承建商的合夥人屬上述認可人士的家人。	不適用
(c)	賣方或該項目的承建商屬法團，而該賣方或承建商（或該賣方的控權公司）的董事或秘書屬上述認可人士的家人。	否
(d)	賣方或該項目的承建商屬個人，並屬上述認可人士的有聯繫人士的家人。	不適用
(e)	賣方或該項目的承建商屬合夥，而該賣方或承建商的合夥人屬上述認可人士的有聯繫人士的家人。	不適用
(f)	賣方或該項目的承建商屬法團，而該賣方或承建商（或該賣方的控權公司）的董事或秘書屬上述認可人士的有聯繫人士的家人。	否
(g)	賣方或該項目的承建商屬個人，並屬就該項目內的住宅物業的出售代表擁有人行事的律師事務所行事的經營人的家人。	不適用
(h)	賣方或該項目的承建商屬合夥，而該賣方或承建商的合夥人屬就該項目內的住宅物業的出售代表擁有人行事的律師事務所行事的經營人的家人。	不適用
(i)	賣方或該項目的承建商屬法團，而該賣方或承建商（或該賣方的控權公司）的董事或秘書屬上述律師事務所的經營人的家人。	否
(j)	賣方、賣方的控權公司或有關發展項目的承建商屬私人公司，而該項目的認可人士或該認可人士的有聯繫人士持有該賣方、控權公司或承建商最少 10% 的已發行股份。	否
(k)	賣方、賣方的控權公司或該項目的承建商屬上市公司，而上述認可人士或上述有聯繫人士持有該賣方、控權公司或承建商最少 1% 的已發行股份。	否
(l)	賣方或該項目的承建商屬法團，而上述認可人士或上述有聯繫人士屬該賣方、承建商或該賣方的控權公司的僱員、董事或秘書。	否
(m)	賣方或該項目的承建商屬合夥，而上述認可人士或上述有聯繫人士屬該賣方或承建商的僱員。	不適用
(n)	賣方、賣方的控權公司或該項目的承建商屬私人公司，而就該項目中的住宅物業的出售而代表擁有人行事的律師事務所的經營人持有該賣方、控權公司或承建商最少 10% 的已發行股份。	否
(o)	賣方、賣方的控權公司或該項目的承建商屬上市公司，而上述律師事務所的經營人持有該賣方、控權公司或承建商最少 1% 的已發行股份。	否
(p)	賣方或該項目的承建商屬法團，而上述律師事務所的經營人屬該賣方或承建商或該賣方的控權公司的僱員、董事或秘書。	否
(q)	賣方或該項目的承建商屬合夥，而上述律師事務所的經營人屬該賣方或承建商的僱員。	不適用
(r)	賣方或該項目的承建商屬法團，而該項目的認可人士以其專業身分擔任董事或僱員的法團為該賣方或承建商或該賣方的控權公司的有聯繫法團。	否
(s)	賣方或該項目的承建商屬法團，而該承建商屬該賣方或該賣方的控權公司的有聯繫法團。	否

RELATIONSHIP BETWEEN PARTIES
INVOLVED IN THE DEVELOPMENT

(a)	The Vendor or a building contractor for the Development is an individual, and that Vendor or contractor is an immediate family member of an Authorized Person for the Development.	Not Applicable
(b)	The Vendor or a building contractor for the Development is a partnership, and a partner of that Vendor or contractor is an immediate family member of such an Authorized Person.	Not Applicable
(c)	The Vendor or a building contractor for the Development is a corporation, and a director or the secretary of that Vendor or contractor (or a holding company of that Vendor) is an immediate family member of such an Authorized Person.	No
(d)	The Vendor or a building contractor for the Development is an individual, and that Vendor or contractor is an immediate family member of an associate of such an Authorized Person.	Not Applicable
(e)	The Vendor or a building contractor for the Development is a partnership, and a partner of that Vendor or contractor is an immediate family member of an associate of such an Authorized Person.	Not Applicable
(f)	The Vendor or a building contractor for the Development is a corporation, and a director or the secretary of that Vendor or contractor (or a holding company of that Vendor) is an immediate family member of an associate of such an Authorized Person.	No
(g)	The Vendor or a building contractor for the Development is an individual, and that Vendor or contractor is an immediate family member of a proprietor of a firm of solicitors acting for the owner in relation to the sale of residential properties in the Development.	Not Applicable
(h)	The Vendor or a building contractor for the Development is a partnership, and a partner of that Vendor or contractor is an immediate family member of a proprietor of a firm of solicitors acting for the owner in relation to the sale of residential properties in the Development.	Not Applicable
(i)	The Vendor or a building contractor for the Development is a corporation, and a director or the secretary of that Vendor or contractor (or a holding company of that Vendor) is an immediate family member of a proprietor of such a firm of solicitors.	No
(j)	The Vendor, a holding company of the Vendor, or a building contractor for the Development, is a private company, and an Authorized Person for the Development, or an associate of such an Authorized Person, holds at least 10% of the issued shares in that Vendor, holding company or contractor.	No
(k)	The Vendor, a holding company of the Vendor, or a building contractor for the Development, is a listed company, and such an Authorized Person, or such an associate, holds at least 1% of the issued shares in that Vendor, holding company or contractor.	No
(l)	The Vendor or a building contractor for the Development is a corporation, and such an Authorized Person, or such an associate, is an employee, director or secretary of that Vendor or contractor or of a holding company of that Vendor.	No
(m)	The Vendor or a building contractor for the Development is a partnership, and such an Authorized Person, or such an associate, is an employee of that Vendor or contractor.	Not Applicable
(n)	The Vendor, a holding company of the Vendor, or a building contractor for the Development, is a private company, and a proprietor of a firm of solicitors acting for the owner in relation to the sale of residential properties in the Development holds at least 10% of the issued shares in that Vendor, holding company or contractor.	No
(o)	The Vendor, a holding company of the Vendor, or a building contractor for the Development, is a listed company, and a proprietor of such a firm of solicitors holds at least 1% of the issued shares in that Vendor, holding company or contractor.	No
(p)	The Vendor or a building contractor for the Development is a corporation, and a proprietor of such a firm of solicitors is an employee, director or secretary of that Vendor or contractor or of a holding company of that Vendor.	No
(q)	The Vendor or a building contractor for the Development is a partnership, and a proprietor of such a firm of solicitors is an employee of that Vendor or contractor.	Not Applicable
(r)	The Vendor or a building contractor for the Development is a corporation, and the corporation of which an Authorized Person for the Development is a director or employee in his or her professional capacity is an associate corporation of that Vendor or contractor or of a holding company of that Vendor.	No
(s)	The Vendor or a building contractor for the Development is a corporation, and that contractor is an associate corporation of that Vendor or of a holding company of that Vendor.	No

發展項目有構成圍封牆的一部分的非結構的預製外牆。

There are non-structural prefabricated external walls forming part of the enclosing walls of the development.

每幢建築物的非結構的預製外牆的厚度範圍為 150 毫米。

The range of thickness of the non-structural prefabricated external walls of each block is 150mm.

發展項目有構成圍封牆的一部分的幕牆。

There are curtain walls forming part of the enclosing walls of the development.

每幢建築物的幕牆的厚度範圍為 200 毫米。

The range of thickness of the curtain walls of each building is 200mm.

每個住宅物業的非結構的預製外牆及幕牆的總面積表

Schedule of total area of the non-structural prefabricated external walls and curtain walls of each residential property

洋房 House	每個住宅物業的非結構的預製外牆的總面積 (平方米) The total area of the non-structural prefabricated external walls of each residential property (sq.m.)	每個住宅物業的幕牆的總面積 (平方米) The total area of the curtain walls of each residential property (sq.m.)
1 號洋房 House 1	18.512	-
2 號洋房 House 2	17.603	-
3 號洋房 House 3	14.925	-
5 號洋房 House 5	13.070	-
6 號洋房 House 6	14.925	-
7 號洋房 House 7	13.778	-
8 號洋房 House 8	5.447	2.640
9 號洋房 House 9	5.447	2.640
10 號洋房 House 10	8.056	2.840
11 號洋房 House 11	8.056	2.840
12 號洋房 House 12	8.056	2.840
15 號洋房 House 15	8.056	2.840
16 號洋房 House 16	5.447	2.640
17 號洋房 House 17	5.447	2.640
18 號洋房 House 18	7.913	2.840

備註：不設 4 號、13 號及 14 號洋房。

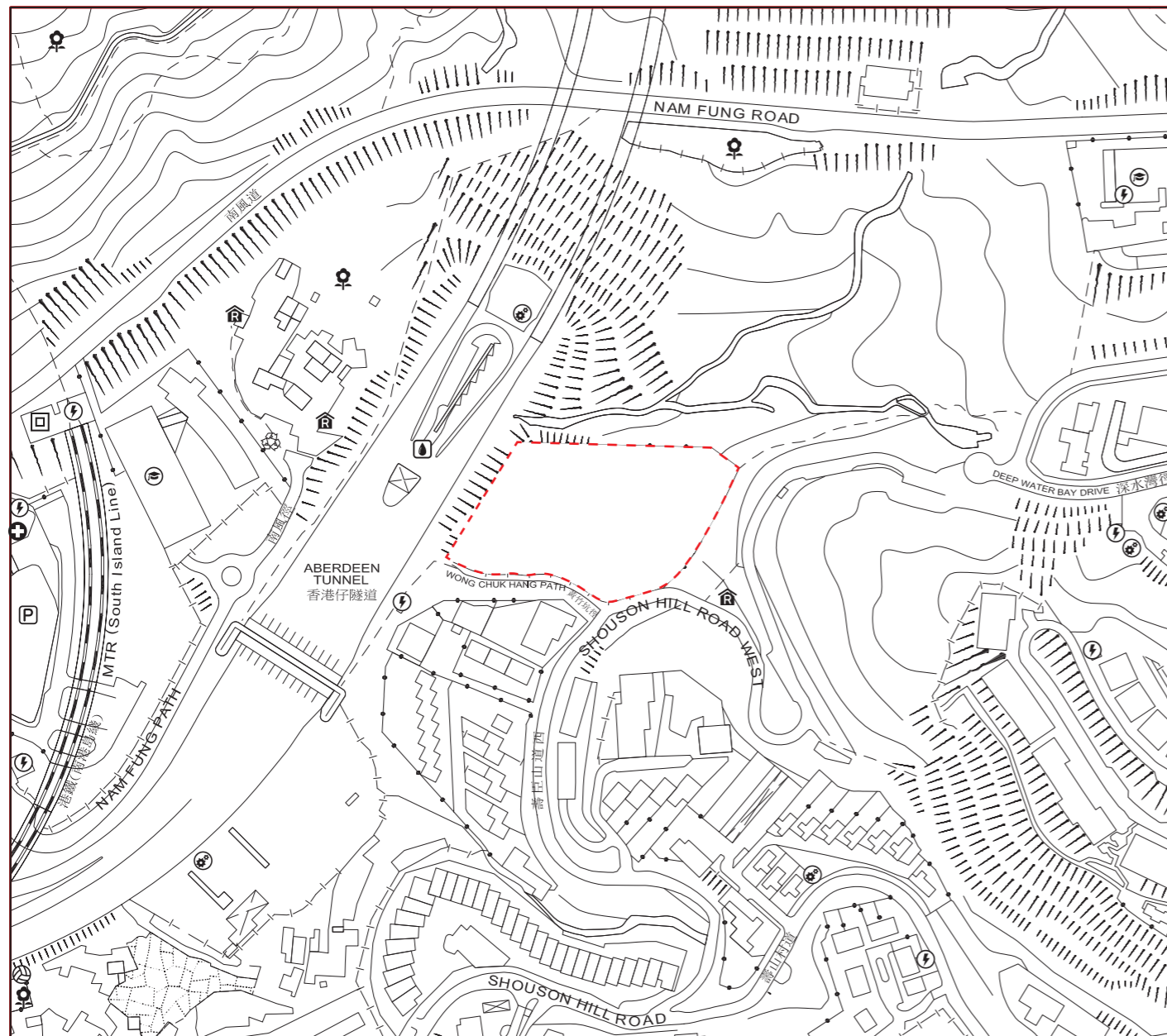
Note: House 4, 13 and 14 are omitted.

根據公契獲委任為發展項目的管理人：

根據有關發展項目已簽立的公契，英皇物業管理（香港）有限公司獲委任為發展項目的管理人。

The person appointed as the manager of the Development under the Deed of Mutual Covenant that has been executed:

Emperor Property Management (HK) Limited is appointed as the manager of the Development under the Deed of Mutual Covenant that has been executed in respect of the Development.

圖例
Notation

-  公園
A Public Park
-  發電廠 (包括電力分站)
A Power Plant (including Electricity Sub-stations)
-  香港鐵路的通風井
A Ventilation Shaft for the Mass Transit Railway
-  醫院
A Hospital
-  公眾停車場 (包括貨車停泊處)
A Public Carpark (including a Lorry Park)
-  油庫
An Oil Depot
-  公用事業設施裝置
A Public Utility Installation
-  宗教場所 (包括教堂、廟宇及祠堂)
A Religious Institution (including a Church, a Temple and a Tsz Tong)
-  體育設施 (包括運動場及游泳池)
Sports Facilities (including a Sports Ground and a Swimming Pool)
-  垃圾收集站
A Refuse Collection Point
-  學校 (包括幼稚園)
A School (including a Kindergarten)
-  發展項目的位置
Location of the Development

比例尺 SCALE: 
0m (米) 250m (米)

此位置圖是參考 2024 年 12 月 19 日出版之地政總署測繪處之測繪圖，圖幅編號 T11-SW-D，並由賣方擬備，有需要處經修正處理。

This Location Plan is prepared by the Vendor with reference to the Survey Sheet No. T11-SW-D dated 19 December 2024 from Survey and Mapping Office of the Lands Department, with adjustments where necessary.

地圖由空間數據共享平台提供，香港特別行政區政府為知識產權擁有人。


The Map is provided by the Common Spatial Data Infrastructure Portal and intellectual property rights are owned by the Government of the HKSAR.


備註：

1. 由於技術原因 (例如發展項目形狀不規則)，此位置圖可能顯示多於《一手住宅物業銷售條例》所要求顯示的範圍。
2. 賣方建議準買方到該發展地盤作實地考察，以對該發展地盤、其周邊地區環境及附近的公共設施有較佳了解。

Notes:

1. Due to technical reasons (such as the irregular shape of the Development), this Location Plan may show more than the area required under the Residential Properties (First-hand Sales) Ordinance.
2. The vendor advises prospective purchasers to conduct an on-site visit for a better understanding of the Development site, its surrounding environment and the public facilities nearby.



 發展項目的位置
Location of the Development

摘錄自地政總署測繪處在 6,000 呎飛行高度拍攝之鳥瞰照片，照片編號 E213032C，飛行日期：2023 年 11 月 22 日。
Adopted from part of the aerial photograph taken by the Survey and Mapping Office, Lands Department at a flying height of 6,000 feet, photograph no. E213032C, date of flight: 22 November 2023.

香港特別行政區政府地政總署測繪處 © 版權所有，未經許可，不得複製。
Survey and Mapping Office, Lands Department, The Government of HKSAR © Copyright reserved - reproduction by permission only.

備註：

1. 發展項目的鳥瞰照片之副本可於售樓處開放時間內免費查閱。
2. 由於技術原因（例如發展項目形狀不規則），此鳥瞰照片可能顯示多於《一手住宅物業銷售條例》所要求顯示的範圍。

Note :

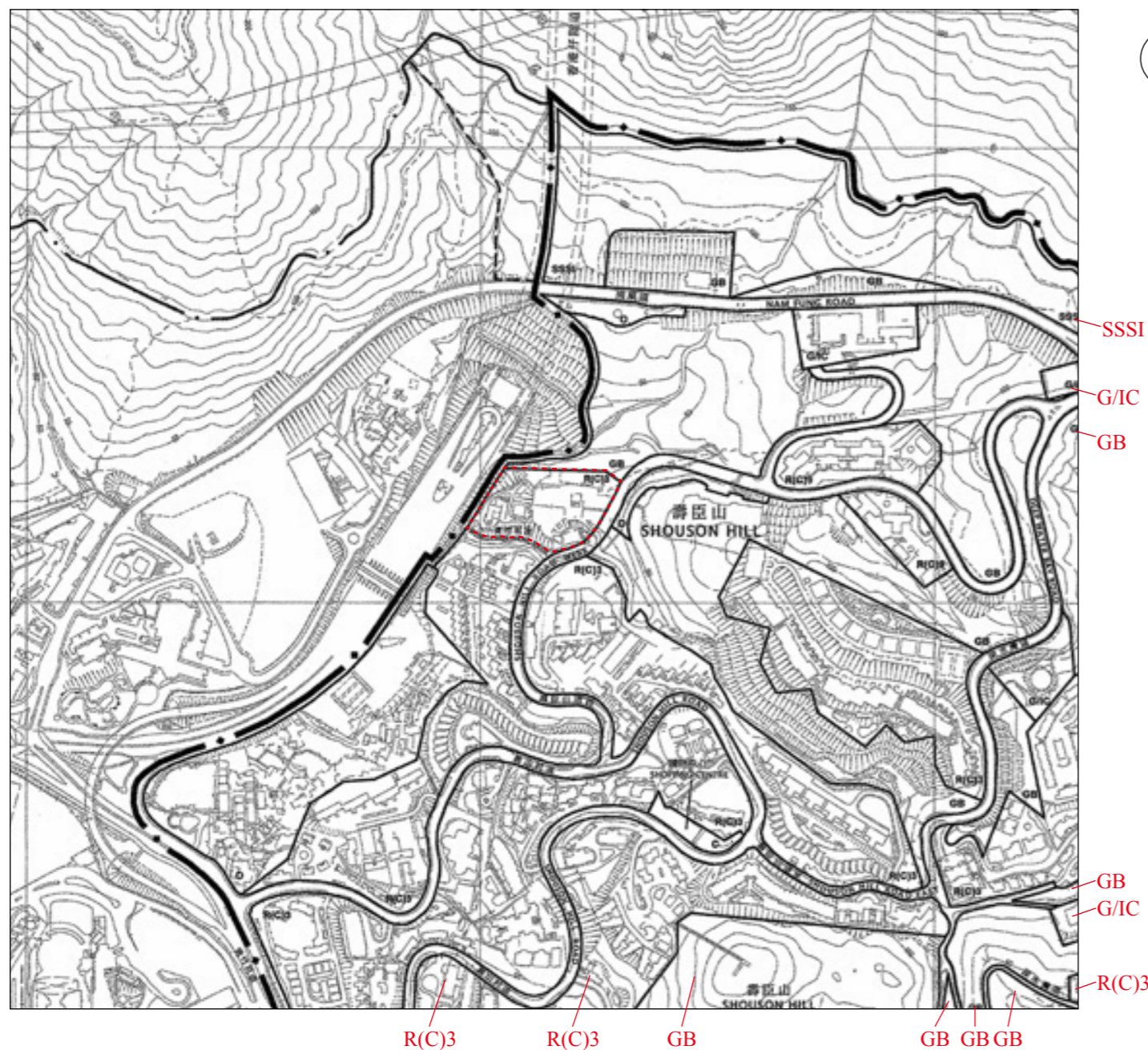
1. Copy of the aerial photograph of the Development is available for free inspection at the sales office during opening hours.
2. Due to technical reasons (such as the irregular shape of the Development), this aerial photograph may show more than the area required under the Residential Properties (First-hand Sales) Ordinance.



刪除不相關的「發展項目的鳥瞰照片」。本頁故意留白。
Irrelevant 'Aerial photograph of the Development' is deleted. This page left blank intentionally.



刪除不相關的「發展項目的鳥瞰照片」。本頁故意留白。
Irrelevant 'Aerial photograph of the Development' is deleted. This page left blank intentionally.



圖例
Notation

地帶
Zones

C	商業 Commercial
R(C)	住宅(丙類) Residential (Group C)
G/IC	政府、機構或社區 Government, Institution or Community
O	休憩用地 Open Space
GB	綠化地帶 Green Belt
SSSI	具特殊科學價值地點 Site of Special Scientific Interest

交通
Communications

	主要道路及路口 Major Road and Junction
--	------------------------------------

其他
Miscellaneous

	規劃範圍界線 Boundary of Planning Scheme
	郊野公園 / 特別地區界線 Boundary of Country Park / Special Area
	發展項目的位置 Location of the Development

比例尺 SCALE: 0m (米) 500m (米)

摘錄自 2013 年 11 月 15 日刊憲之壽臣山及淺水灣分區計劃大綱核准圖，圖則編號為 S/H17/13，有需要處經修正處理，以紅色顯示。
Adopted from part of the Approved Shouson Hill & Repulse Bay Outline Zoning Plan No. S/H17/13, gazetted on 15 November 2013, with adjustments where necessary as shown in red.

備註:

1. 分區計劃大綱圖為規劃署遵照城市規劃委員會指示擬備，版權屬香港特別行政區政府，經地政總署准許複印。
2. 賣方建議準買家到該發展地盤作實地考察，以對該發展地盤、其周邊地區環境及附近的公共設施有較佳了解。
3. 因技術原因(例如發展項目形狀不規則)，此分區計劃大綱圖所顯示的範圍多於《一手住宅物業銷售條例》所要求。
4. 在印製售樓說明書當日所適用的最近期分區計劃大綱圖及其附表可於售樓處開放時間內免費查閱。

Notes:

1. The Outline Zoning Plan, prepared by the Planning Department under the direction of the Town Planning Board, is reproduced with permission of the Director of Lands. © The Government of the Hong Kong SAR.
2. The vendor advises prospective purchasers to conduct an on-site visit for a better understanding of the Development site, its surrounding environment and the public facilities nearby.
3. Due to technical reasons (such as the irregular shape of the Development), this Outline Zoning Plan has shown more than the area required under the Residential Properties (First-hand Sales) Ordinance.
4. The last updated Outline Zoning Plan and the attached schedule as at the date of printing of the sales brochure is available for free inspection at the sales office during opening hours.

路口 (有待詳細設計) ROAD JUNCTION (SUBJECT TO DETAILED DESIGN)



圖例
Notation

地帶
Zones

G/IC	政府、機構或社區 Government, Institution or Community
OU	其他指定用途 Other Specified Uses
GB	綠化地帶 Green Belt
SSSI	具特殊科學價值地點 Site of Special Scientific Interest

交通
Communications

	鐵路及車站 (地下) Railway and Station (Underground)
	鐵路及車站 (高架) Railway and Station (Elevated)
	主要道路及路口 Major Road and Junction
	高架道路 Elevated Road

其他
Miscellaneous

	規劃範圍界線 Boundary of Planning Scheme
	建築物高度管制區界線 Building Height Control Zone Boundary
	最高建築物高度 (在主水平基準上若干米) Maximum Building Height (In Metres above Principal Datum)
	最高建築物高度 (樓層數目) Maximum Building Height (In Number of Storeys)
	發展項目的位置 Location of the Development

備註:

1. 分區計劃大綱圖為規劃署遵照城市規劃委員會指示擬備，版權屬香港特別行政區政府，經地政總署准許複印。
2. 賣方建議準買家到該發展地盤作實地考察，以對該發展地盤、其周邊地區環境及附近的公共設施有較佳了解。
3. 因技術原因 (例如發展項目形狀不規則)，此分區計劃大綱圖所顯示的範圍多於《一手住宅物業銷售條例》所要求。
4. 在印製售樓說明書當日所適用的最近期分區計劃大綱圖及其附表可於售樓處開放時間內免費查閱。

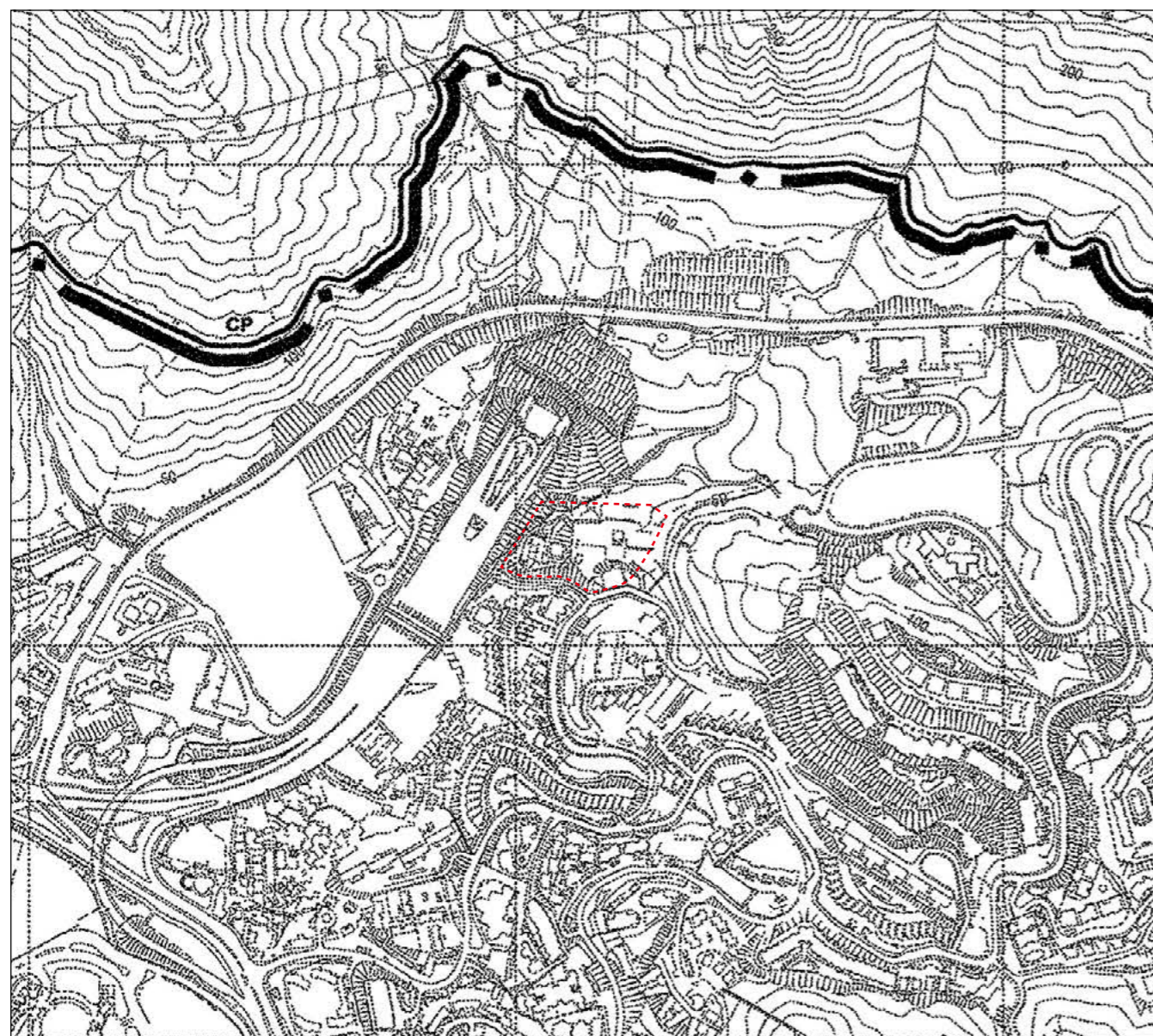
Notes:

1. The Outline Zoning Plan, prepared by the Planning Department under the direction of the Town Planning Board, is reproduced with permission of the Director of Lands. © The Government of the Hong Kong SAR.
2. The vendor advises prospective purchasers to conduct an on-site visit for a better understanding of the Development site, its surrounding environment and the public facilities nearby.
3. Due to technical reasons (such as the irregular shape of the Development), this Outline Zoning Plan has shown more than the area required under the Residential Properties (First-hand Sales) Ordinance.
4. The last updated Outline Zoning Plan and the attached schedule as at the date of printing of the sales brochure is available for free inspection at the sales office during opening hours.

比例尺 SCALE: 0m (米) 500m (米)

摘錄自 2018 年 8 月 31 日刊憲之香港仔及鴨脷洲分區計劃大綱核准圖，圖則編號為 S/H15/33，有需要處經修正處理，以紅色顯示。

Adopted from part of the Approved Aberdeen & Ap Lei Chau Outline Zoning Plan No. S/H15/33, gazetted on 31 August 2018, with adjustments where necessary as shown in red.



當區分區計劃大綱圖並不覆蓋本空白範圍 This blank area falls outside the coverage of the relevant Outline Zoning Plan



圖例
Notation

地帶
Zones

CP 郊野公園
Country Park

其他
Miscellaneous

— ◆ — 規劃範圍界線
Boundary of Planning Scheme

— • — 郊野公園界線
Boundary of Country Park

▭ 發展項目的位置
Location of the Development

比例尺 SCALE: 0m (米) 500m (米)

摘錄自 2018 年 4 月 6 日刊憲之山頂區分區計劃大綱核准圖，圖則編號為 S/H14/13，有需要處經修正處理，以紅色顯示。

Adopted from part of the Approved The Peak Area Outline Zoning Plan No. S/H14/13, gazetted on 6 April 2018, with adjustments where necessary as shown in red.

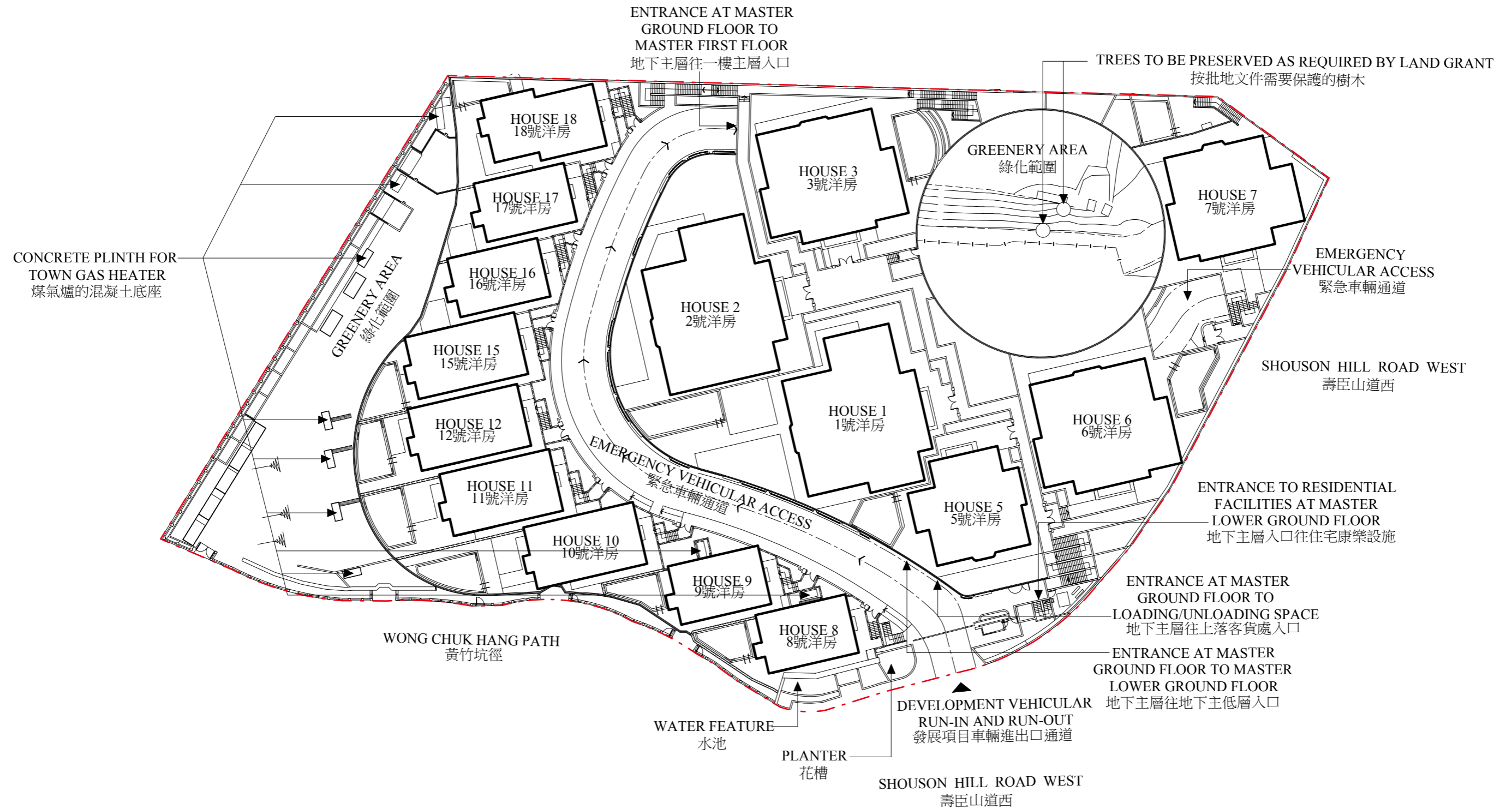
備註：

1. 分區計劃大綱圖為規劃署遵照城市規劃委員會指示擬備，版權屬香港特別行政區政府，經地政總署准許複印。
2. 賣方建議準買家到該發展地盤作實地考察，以對該發展地盤、其周邊地區環境及附近的公共設施有較佳了解。
3. 因技術原因（例如發展項目形狀不規則），此分區計劃大綱圖所顯示的範圍多於《一手住宅物業銷售條例》所要求。
4. 在印製售樓說明書當日所適用的最近期分區計劃大綱圖及其附表可於售樓處開放時間內免費查閱。

Notes:

1. The Outline Zoning Plan, prepared by the Planning Department under the direction of the Town Planning Board, is reproduced with permission of the Director of Lands. © The Government of the Hong Kong SAR.
2. The vendor advises prospective purchasers to conduct an on-site visit for a better understanding of the Development site, its surrounding environment and the public facilities nearby.
3. Due to technical reasons (such as the irregular shape of the Development), this Outline Zoning Plan has shown more than the area required under the Residential Properties (First-hand Sales) Ordinance.
4. The last updated Outline Zoning Plan and the attached schedule as at the date of printing of the sales brochure is available for free inspection at the sales office during opening hours.

LAYOUT PLAN OF THE DEVELOPMENT



比例尺 SCALE: 0m (米) 25m (米)

--- 發展項目的邊界
THE BOUNDARY OF THE DEVELOPMENT

平面圖中所使用名詞及簡稱之圖例

本節適用之備註：

1. 層與層之間的高度指該樓層之石屎地台面與上一層石屎地台面之高度距離。
2. 部分樓層外牆範圍設有建築裝飾，詳細資料請參考最後批准之總建築圖則及其他相關圖則。
3. 平面圖上所顯示的形象裝置符號，例如洗滌盆、浴缸、沐浴花灑、座廁、去水位、櫃、廚櫃、門、玻璃間隔、飾面牆等只供展示其大約位置而非展示其實際大小、設計及形狀。
4. 露台為不可封閉的地方。
5. 部分住宅物業內或設有假陣或假天花用以安裝冷氣喉管及 / 或其他機電設備。
6. 部分住宅物業之天花高度將會因結構、建築設計及 / 或裝修設計上的需要而有差異。

Legend of terms and abbreviations used on floor plans

Notes applicable to this section:

1. Floor-to-floor height refers to the height between the top surface of the structural slab of the floor and the top surface of the structural slab of its immediate upper floor.
2. There may be architectural features on external walls of some of the floors. For details, please refer to the latest approved general building plans and other relevant plans.
3. The symbols of fitments and fittings shown on the floor plans such as sink units, bathtubs, showerheads, toilets, drain points, cabinets, kitchen cabinets, doors, glass partitions, furring walls etc. are indications of their approximate locations only and not indications of their actual size, designs and shapes.
4. Balconies are non-enclosed areas.
5. There may be ceiling bulkheads or false ceiling inside some residential properties for the installation of air-conditioning conduits and/or other mechanical and electrical services.
6. The internal ceiling height within some residential properties may vary due to structural, architectural and/or decoration design variations.

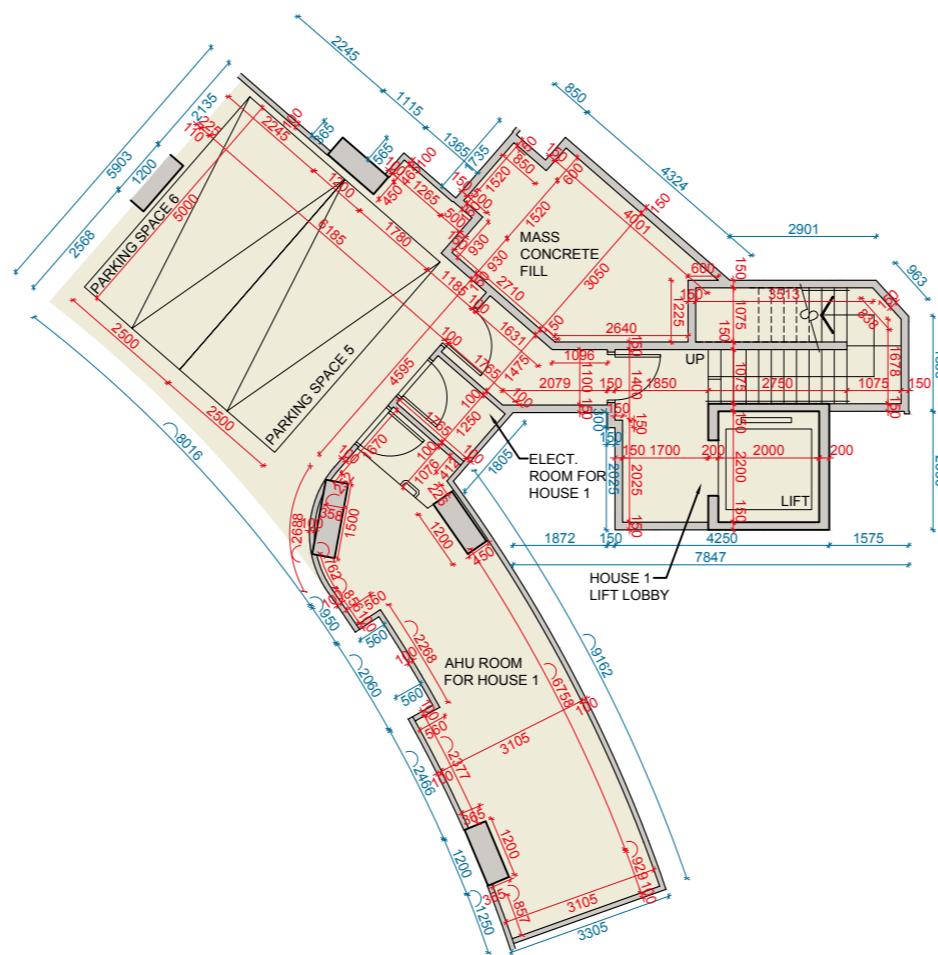
150H CONCRETE PLINTH FOR A/C UNITS (H*)	= 150 毫米高冷氣機的混凝土底座 (* 號洋房) 150mm High Concrete Plinth For Air Conditioner Units (House *)	KITCHEN	= 廚房 Kitchen
150H CONCRETE PLINTH FOR TOWN GAS HEATER (H*)	= 150 毫米高煤氣爐的混凝土底座 (* 號洋房) 150mm High Concrete Plinth For Town Gas Heater (House *)	LAV.	= 洗手間 Lavatory
3 SIDES SOLID PARAPET	= 三邊實心圍欄 3 Sides Solid Parapet	LIFT	= 升降機 Lift
ACOUSTIC SLIDING PANEL	= 隔音趟板 Acoustic Sliding Panel	LIFT OVERRUN	= 升降機緩衝 Lift Overrun
ADJOINING GARDEN	= 毗鄰花園 Adjoining Garden	LIV.	= 客廳 Living Room
ADJOINING HOUSE	= 毗鄰洋房 Adjoining House	LIV. & DIN.	= 客廳及飯廳 Living Room and Dining Room
AHU ROOM FOR HOUSE *	= * 號洋房冷氣機房 Air Handling Unit Room For House *	MAID ROOM	= 傭人房 Maid Room
ALUM. CANOPY/ ALUMINUM CANOPY	= 鋁質簷篷 Aluminum Canopy	MASS CONCRETE FILL	= 混凝土填充 Mass Concrete Fill
B.	= 浴室 Bathroom	M.B.R.	= 主人睡房 Master Bedroom
BAL.	= 露台 Balcony	METAL GRILLE ABOVE AHU ROOM FOR HOUSE *	= * 號洋房冷氣機房以上金屬格柵板 Metal Grille Above Air Handling Unit Room For House *
B.R.1	= 睡房 1 Bedroom 1	PANTRY	= 備餐室 Pantry
B.R.2	= 睡房 2 Bedroom 2	PARKING SPACE	= 車位 Parking Space
B.R.3	= 睡房 3 Bedroom 3	P.D.	= 管槽 Pipe Duct
B.R.4	= 睡房 4 Bedroom 4	PINK HATCHED BLACK AREA	= 粉紅色間黑斜線範圍 Pink Hatched Black Area
B.R.5	= 睡房 5 Bedroom 5	PLANTER	= 花槽 Planter
B.R.6	= 睡房 6 Bedroom 6	POWDER ROOM	= 化妝間 Powder Room
CLOAK ROOM / CLOAK RM.	= 存衣房 Cloak Room	PRIVATE GARDEN	= 私人花園 Private Garden
DECK AREA	= 甲板區 Deck Area	RAMP DN	= 向下斜 Ramp Down
DIN.	= 飯廳 Dining Room	ROOF	= 天台 Roof
DN	= 落 Down	STORE	= 儲藏室 Store Room
ELECT. ROOM FOR HOUSE *	= * 號洋房電錶房 Electric Room For House *	SWIMMING POOL	= 游泳池 Swimming Pool
FAMILY ROOM FOR B.R. *	= 睡房 * 起居室 Family Room For Bedroom *	UP	= 上 UP
GYM	= 健身室 Gym Room	UPPER ROOF	= 上層天台
HOUSE * LIFT LOBBY	= * 號洋房升降機大堂 House * Lift Lobby	UTIL. / UTILITY ROOM	= 雜物房 Utility Room
H.R.	= 消防喉轆 Hose Reel	UTILITY COMPARTMENT	= 工作隔間 Utility Compartment
		WALK-IN CLOSET / CLOSET WALK-IN	= 步入式衣帽間 Walk-In Closet
		WATER FEATURE	= 水池 Water Feature

1 號洋房停車場平面圖 (一樓主層平面圖 *)

House 1 Carpark Floor Plan (Master First Floor Plan*)

根據批准建築圖則

As Per Approved General Building Plan



比例尺 SCALE: 0m (米) 7.5m (米)

1 號洋房 House 1	一樓主層 Master First Floor Plan
每個住宅物業的樓板 (不包括灰泥) 的厚度 (毫米) The thickness of the floor slabs (excluding plaster) of each residential property (mm)	150, 250, 350, 800
每個住宅物業的層與層之間的高度 (毫米) The floor-to-floor height of each residential property (mm)	5150, 7650, 7850

因住宅物業的較高樓層的結構牆的厚度遞減，較高樓層的內部面積，一般比較低樓層的內部面積稍大。(註：此根據《一手住宅物業銷售條例》附表 1 第一部第 10(2)(e) 條所規定的陳述並不適用於本發展項目。)
The internal areas of the residential properties on the upper floors will generally be slightly larger than those on the lower floors because of the reducing thickness of the structural walls on the upper floors. (Note: This statement requested under Section 10(2)(e) in Part 1 of Schedule 1 of the Residential Properties (First-hand Sales) Ordinance is not applicable to the Development.)

備註：

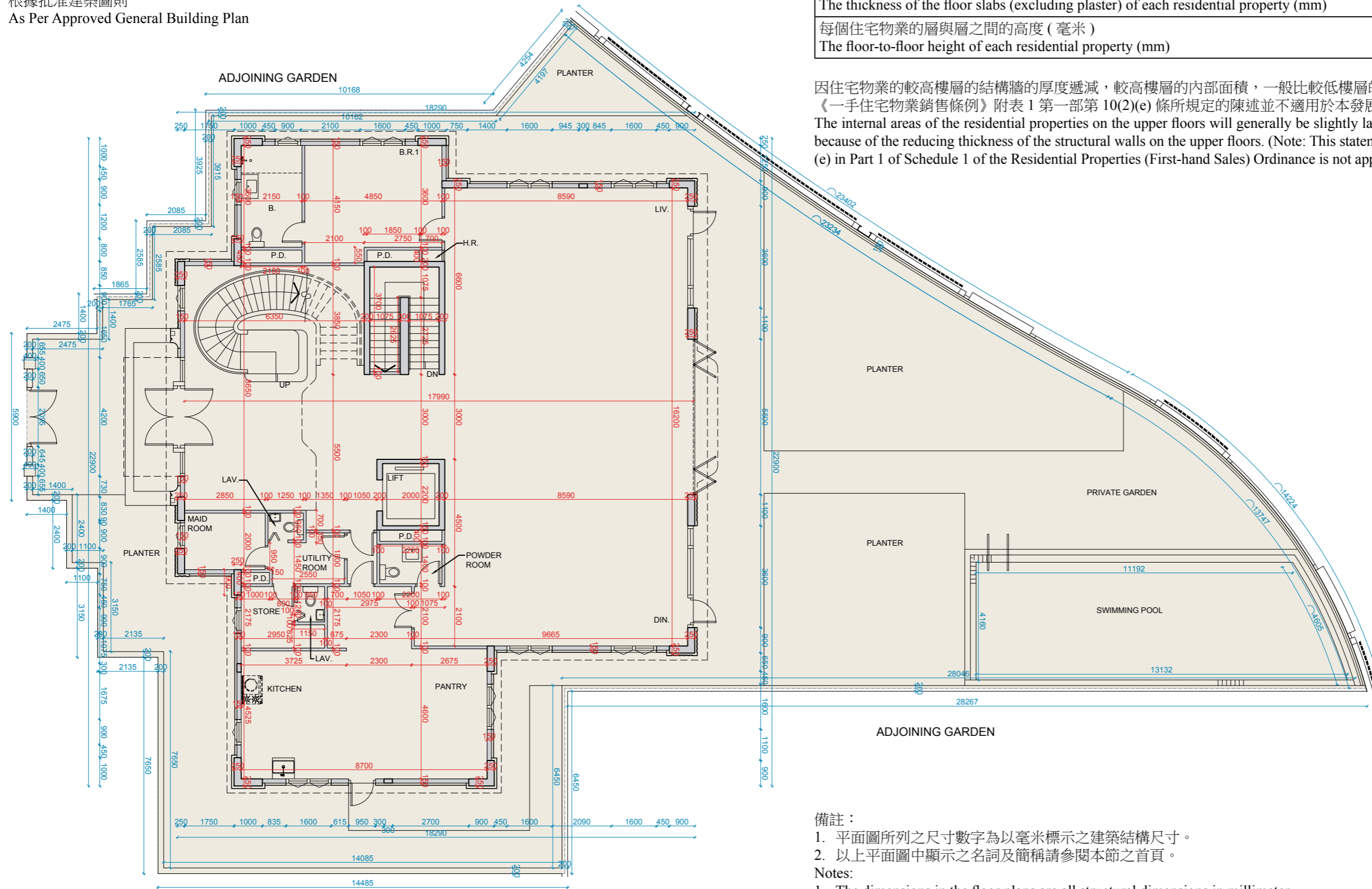
1. 平面圖所列之尺寸數字為以毫米標示之建築結構尺寸。
 2. 以上平面圖中顯示之名詞及簡稱請參閱本節之首頁。
- * 按批准建築圖則所述之樓層。

Notes:

1. The dimensions in the floor plans are all structural dimensions in millimeter.
 2. Please refer to the first page of this section of this sales brochure for legend of the terms and abbreviation shown on the floor plan above.
- * Floor numbering as per approved general building plans.

1 號洋房地下層平面圖
House 1 Ground Floor Plan

根據批准建築圖則
As Per Approved General Building Plan



比例尺 SCALE: 0m (米) 7.5m (米)



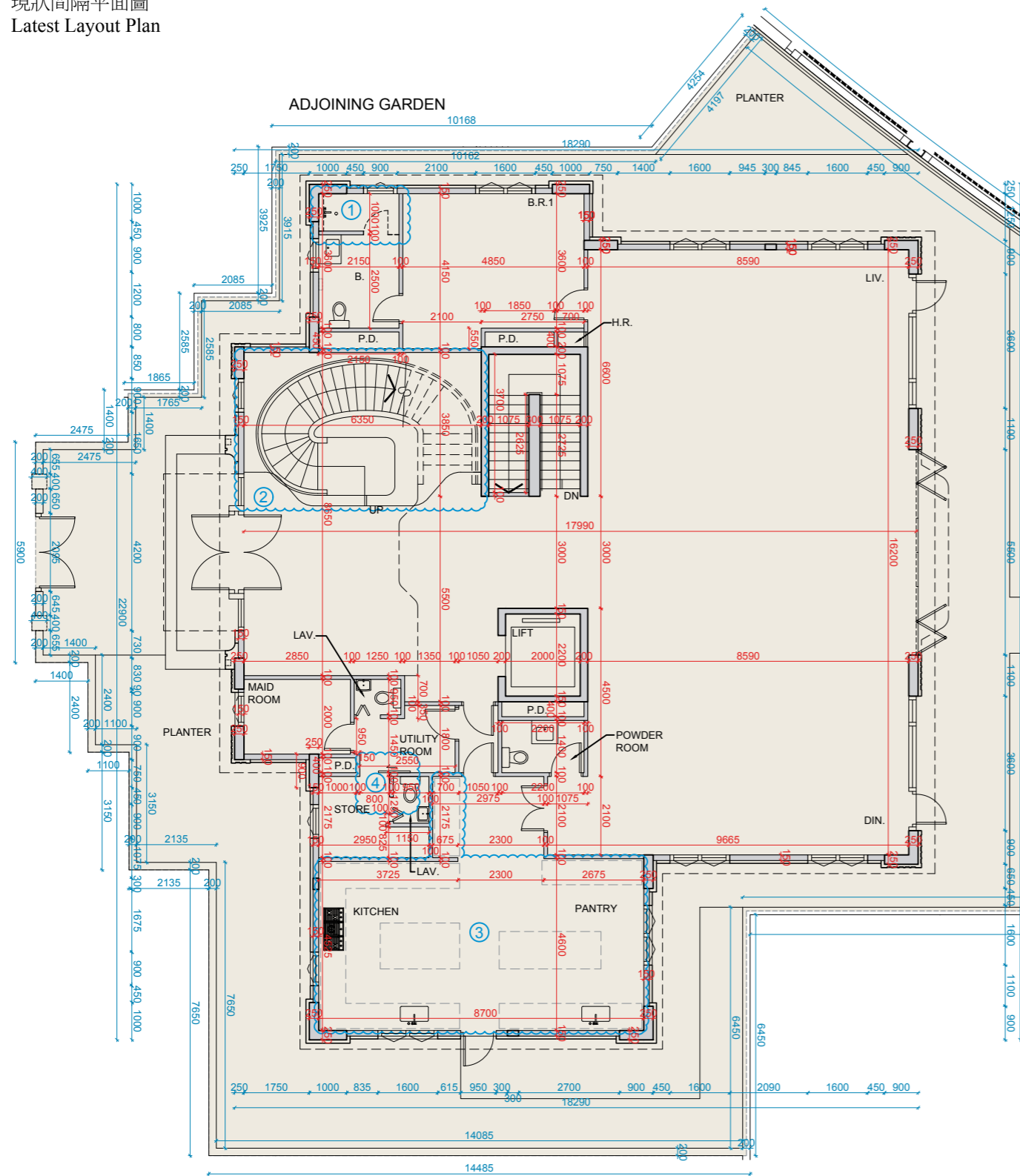
1 號洋房 House 1	地下層 Ground Floor
每個住宅物業的樓板 (不包括灰泥) 的厚度 (毫米) The thickness of the floor slabs (excluding plaster) of each residential property (mm)	150, 175, 200, 400
每個住宅物業的層與層之間的高度 (毫米) The floor-to-floor height of each residential property (mm)	4300, 4500

因住宅物業的較高樓層的結構牆的厚度遞減，較高樓層的內部面積，一般比較低樓層的內部面積稍大。(註：此根據《一手住宅物業銷售條例》附表 1 第一部第 10(2)(e) 條所規定的陳述並不適用於本發展項目。)
The internal areas of the residential properties on the upper floors will generally be slightly larger than those on the lower floors because of the reducing thickness of the structural walls on the upper floors. (Note: This statement requested under Section 10(2)(e) in Part 1 of Schedule 1 of the Residential Properties (First-hand Sales) Ordinance is not applicable to the Development.)

- 備註：
1. 平面圖所列之尺寸數字為以毫米標示之建築結構尺寸。
 2. 以上平面圖中顯示之名詞及簡稱請參閱本節之首頁。
- Notes:
1. The dimensions in the floor plans are all structural dimensions in millimeter.
 2. Please refer to the first page of this section of this sales brochure for legend of the terms and abbreviation shown on the floor plan above.

1 號洋房地下層平面圖
House 1 Ground Floor Plan

現狀間隔平面圖
Latest Layout Plan



比例尺 SCALE: 0m (米) 7.5m (米)



1 號洋房 House 1	地下層 Ground Floor
每個住宅物業的樓板 (不包括灰泥) 的厚度 (毫米) The thickness of the floor slabs (excluding plaster) of each residential property (mm)	150, 175, 200, 400
每個住宅物業的層與層之間的高度 (毫米) The floor-to-floor height of each residential property (mm)	4300, 4500

因住宅物業的較高樓層的結構牆的厚度遞減，較高樓層的內部面積，一般比較低樓層的內部面積稍大。(註：此根據《一手住宅物業銷售條例》附表 1 第一部第 10(2)(e) 條所規定的陳述並不適用於本發展項目。)
The internal areas of the residential properties on the upper floors will generally be slightly larger than those on the lower floors because of the reducing thickness of the structural walls on the upper floors. (Note: This statement requested under Section 10(2)(e) in Part 1 of Schedule 1 of the Residential Properties (First-hand Sales) Ordinance is not applicable to the Development.)

- 備註：1 號洋房此部份因在發展項目落成後進行小型工程、指定豁免工程或獲《建築物條例》豁免的工程而有所改動，現狀請參閱有關現狀間隔平面圖。該等改動如下：
1. 安裝飾面牆、間牆、玻璃間隔及掩門。
 2. 安裝高架地板。在樓梯梯級上安裝裝飾物料。
 3. 安裝廚櫃。修改洗滌盆的位置及數量。
 4. 拆除掩門。安裝趟門。

Notes: This part of House 1 has been altered by way of minor works, designated exempted works, or exempted works under the Buildings Ordinance after completion of the development, the latest condition of which is shown on the relevant latest layout plan. The alteration works are as follows:

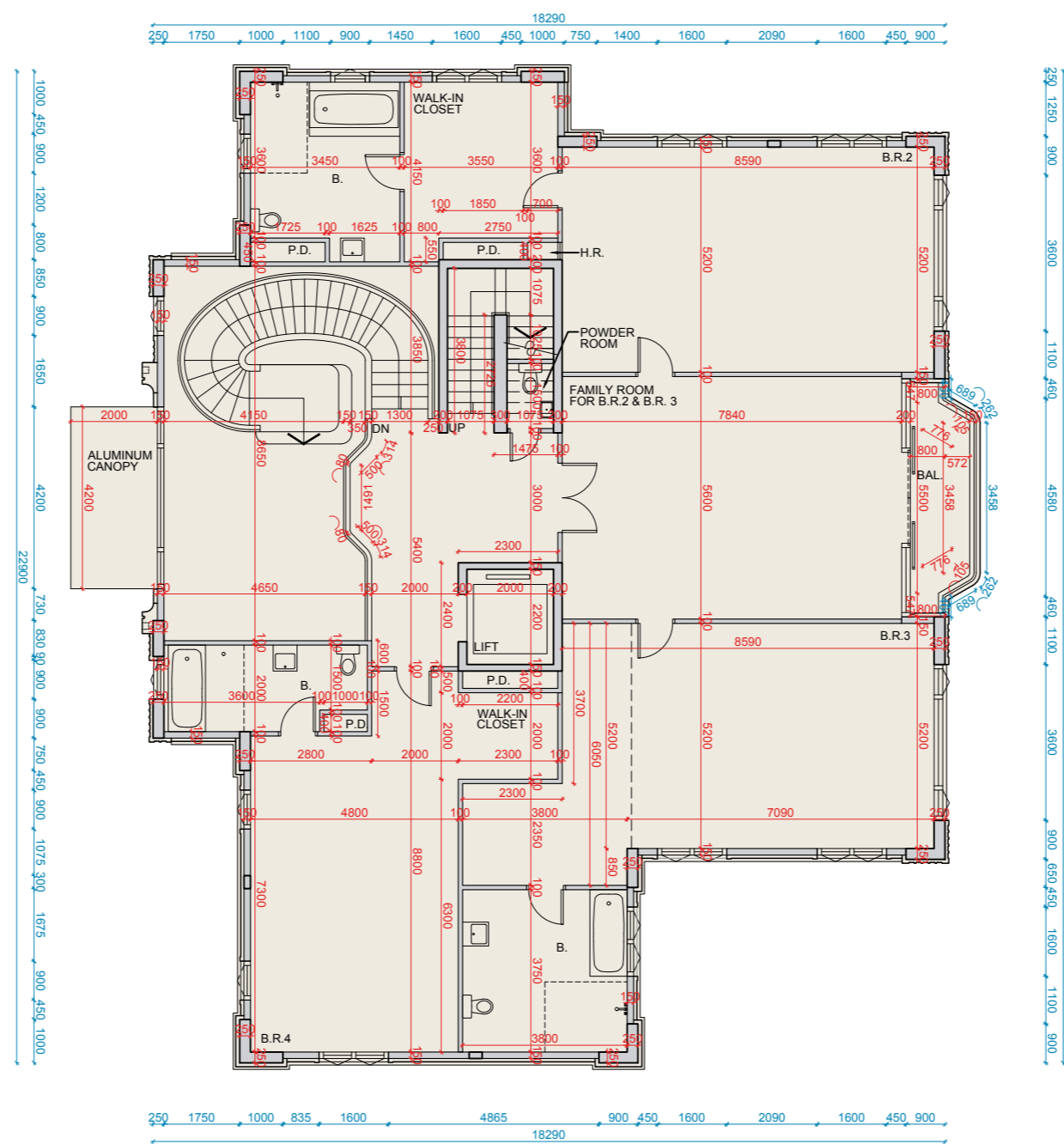
1. Furring wall, partition wall, glass partition and swing door have been installed.
2. Raised floor has been installed. Finishes have been installed on the steps of the staircase.
3. Kitchen cabinet has been installed. Location and number of sink unit have been modified.
4. Swing door has been removed. Sliding door has been installed.

- 備註：
1. 平面圖所列之尺寸數字為以毫米標示之建築結構尺寸。
 2. 以上平面圖中顯示之名詞及簡稱請參閱本節之首頁。

- Notes:
1. The dimensions in the floor plans are all structural dimensions in millimeter.
 2. Please refer to the first page of this section of this sales brochure for legend of the terms and abbreviation shown on the floor plan above.

1 號洋房一樓平面圖
House 1 First Floor Plan

根據批准建築圖則
As Per Approved General Building Plan



比例尺 SCALE: 0m (米) 7.5m (米)

1 號洋房 House 1	1 樓 First Floor
每個住宅物業的樓板 (不包括灰泥) 的厚度 (毫米) The thickness of the floor slabs (excluding plaster) of each residential property (mm)	150, 175, 225
每個住宅物業的層與層之間的高度 (毫米) The floor-to-floor height of each residential property (mm)	3300, 3500, 3700

因住宅物業的較高樓層的結構牆的厚度遞減，較高樓層的內部面積，一般比較低樓層的內部面積稍大。(註：此根據《一手住宅物業銷售條例》附表 1 第一部第 10(2)(e) 條所規定的陳述並不適用於本發展項目。)
The internal areas of the residential properties on the upper floors will generally be slightly larger than those on the lower floors because of the reducing thickness of the structural walls on the upper floors. (Note: This statement requested under Section 10(2)(e) in Part 1 of Schedule 1 of the Residential Properties (First-hand Sales) Ordinance is not applicable to the Development.)

備註：

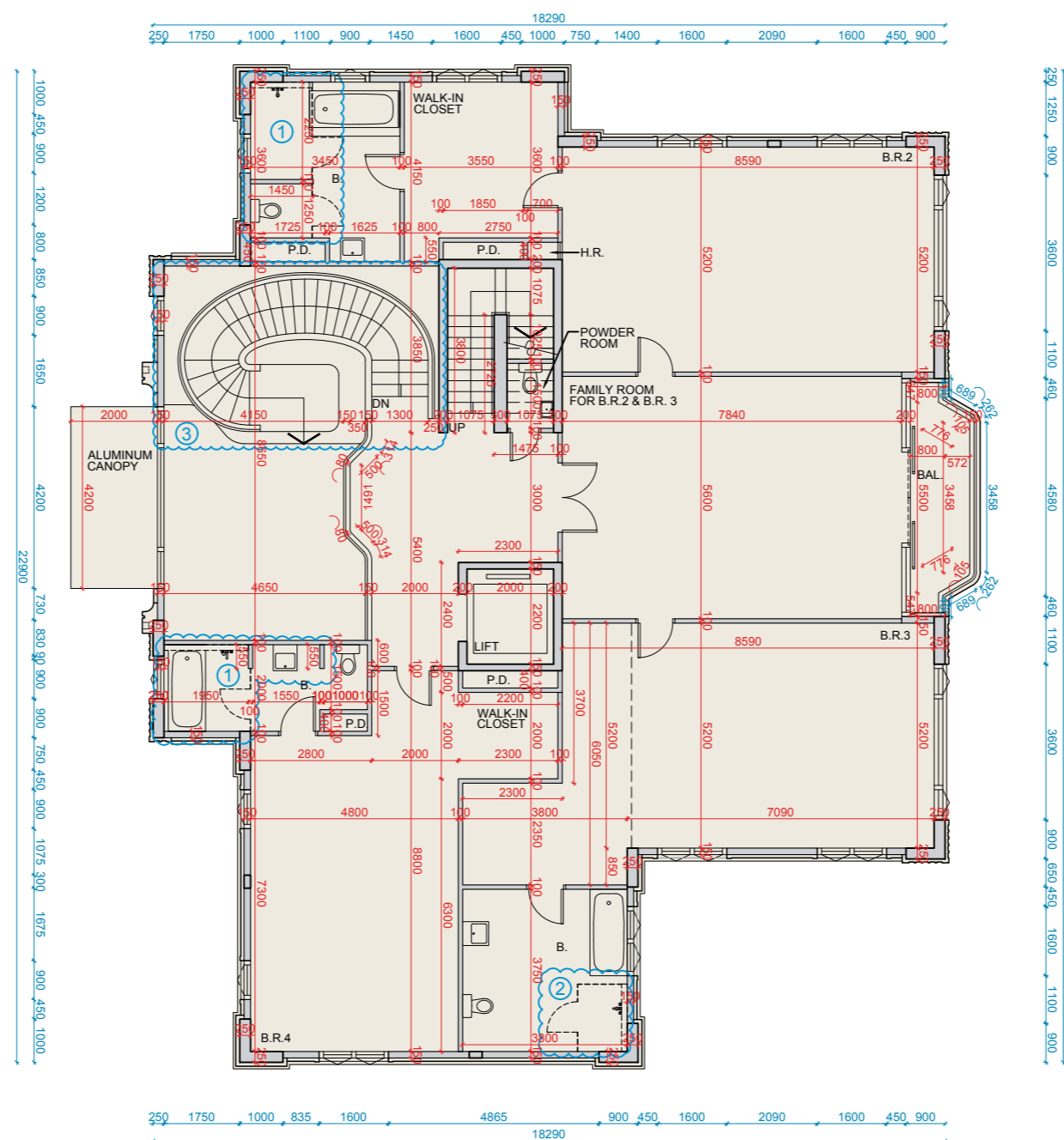
1. 平面圖所列之尺寸數字為以毫米標示之建築結構尺寸。
2. 以上平面圖中顯示之名詞及簡稱請參閱本節之首頁。

Notes:

1. The dimensions in the floor plans are all structural dimensions in millimeter.
2. Please refer to the first page of this section of this sales brochure for legend of the terms and abbreviation shown on the floor plan above.

1 號洋房一樓平面圖
House 1 First Floor Plan

現狀間隔平面圖
Latest Layout Plan



備註：1 號洋房此部份因在發展項目落成後進行小型工程、指定豁免工程或獲《建築物條例》豁免的工程而有所改動，現狀請參閱有關現狀間隔平面圖。該等改動如下：

1. 安裝飾面牆、間牆、玻璃間隔及掩門。
2. 安裝飾面牆、玻璃間隔及掩門。
3. 安裝高架地板。在樓梯梯級上安裝裝飾物料。

Notes: This part of House 1 has been altered by way of minor works, designated exempted works, or exempted works under the Buildings Ordinance after completion of the development, the latest condition of which is shown on the relevant latest layout plan. The alteration works are as follows:

1. Furring wall, partition wall, glass partition and swing door have been installed.
2. Furring wall, glass partition and swing door have been installed.
3. Raised floor has been installed. Finishes have been installed on the steps of the staircase.

比例尺 SCALE: 0m (米) 7.5m (米)

1 號洋房 House 1	1 樓 First Floor
每個住宅物業的樓板 (不包括灰泥) 的厚度 (毫米) The thickness of the floor slabs (excluding plaster) of each residential property (mm)	150, 175, 225
每個住宅物業的層與層之間的高度 (毫米) The floor-to-floor height of each residential property (mm)	3300, 3500, 3700

因住宅物業的較高樓層的結構牆的厚度遞減，較高樓層的內部面積，一般比較低樓層的內部面積稍大。(註：此根據《一手住宅物業銷售條例》附表 1 第一部第 10(2)(e) 條所規定的陳述並不適用於本發展項目。)

The internal areas of the residential properties on the upper floors will generally be slightly larger than those on the lower floors because of the reducing thickness of the structural walls on the upper floors. (Note: This statement requested under Section 10(2)(e) in Part 1 of Schedule 1 of the Residential Properties (First-hand Sales) Ordinance is not applicable to the Development.)

備註：

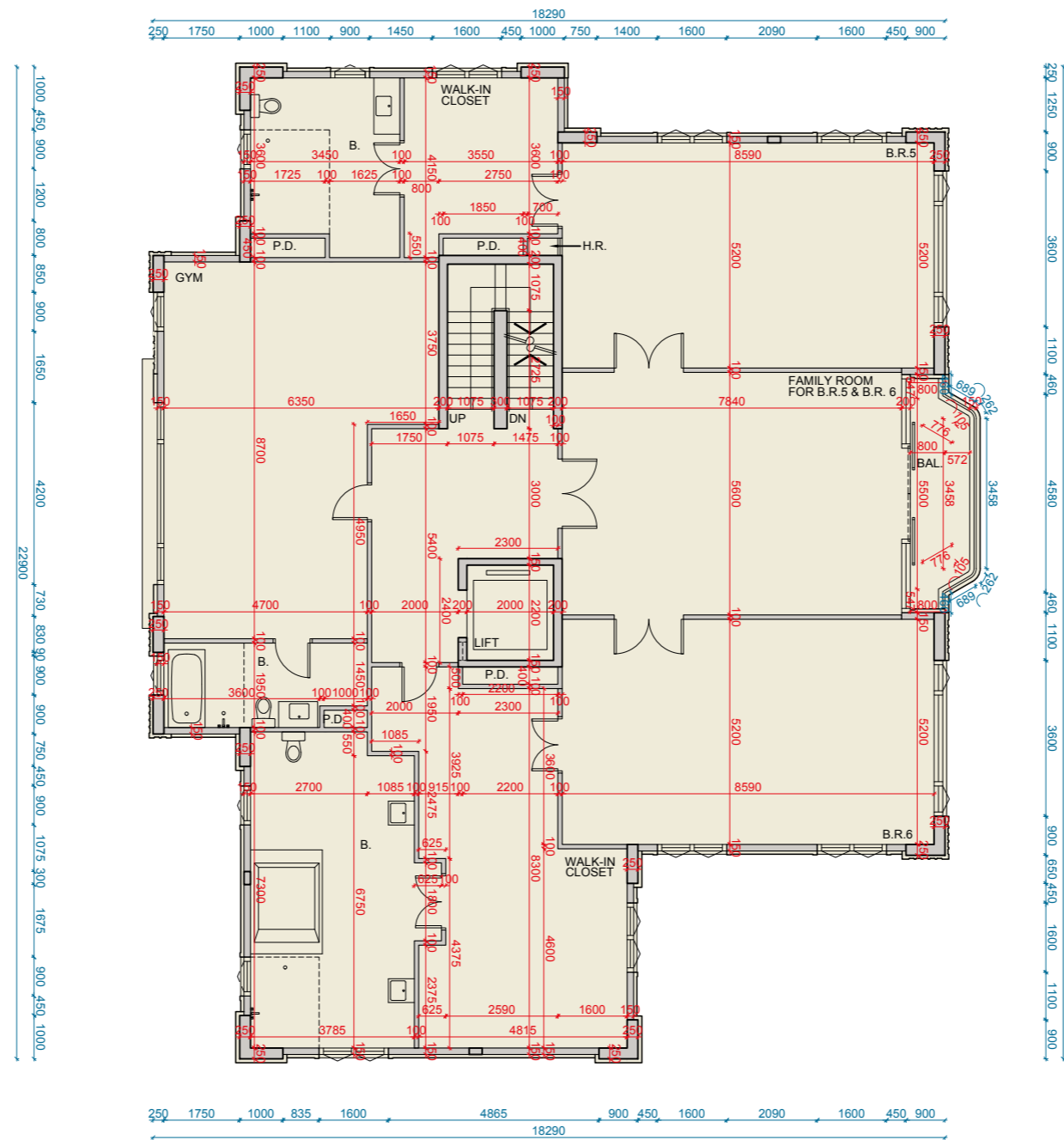
1. 平面圖所列之尺寸數字為以毫米標示之建築結構尺寸。
2. 以上平面圖中顯示之名詞及簡稱請參閱本節之首頁。

Notes:

1. The dimensions in the floor plans are all structural dimensions in millimeter.
2. Please refer to the first page of this section of this sales brochure for legend of the terms and abbreviation shown on the floor plan above.

1 號洋房二樓平面圖
House 1 Second Floor Plan

根據批准建築圖則
As Per Approved General Building Plan



比例尺 SCALE: 0m (米) 7.5m (米)

1 號洋房 House 1	2 樓 Second Floor
每個住宅物業的樓板 (不包括灰泥) 的厚度 (毫米) The thickness of the floor slabs (excluding plaster) of each residential property (mm)	150, 200, 225, 400
每個住宅物業的層與層之間的高度 (毫米) The floor-to-floor height of each residential property (mm)	3500, 3700

因住宅物業的較高樓層的結構牆的厚度遞減，較高樓層的內部面積，一般比較低樓層的內部面積稍大。(註：此根據《一手住宅物業銷售條例》附表 1 第一部第 10(2)(e) 條所規定的陳述並不適用於本發展項目。)
The internal areas of the residential properties on the upper floors will generally be slightly larger than those on the lower floors because of the reducing thickness of the structural walls on the upper floors. (Note: This statement requested under Section 10(2)(e) in Part 1 of Schedule 1 of the Residential Properties (First-hand Sales) Ordinance is not applicable to the Development.)

備註：

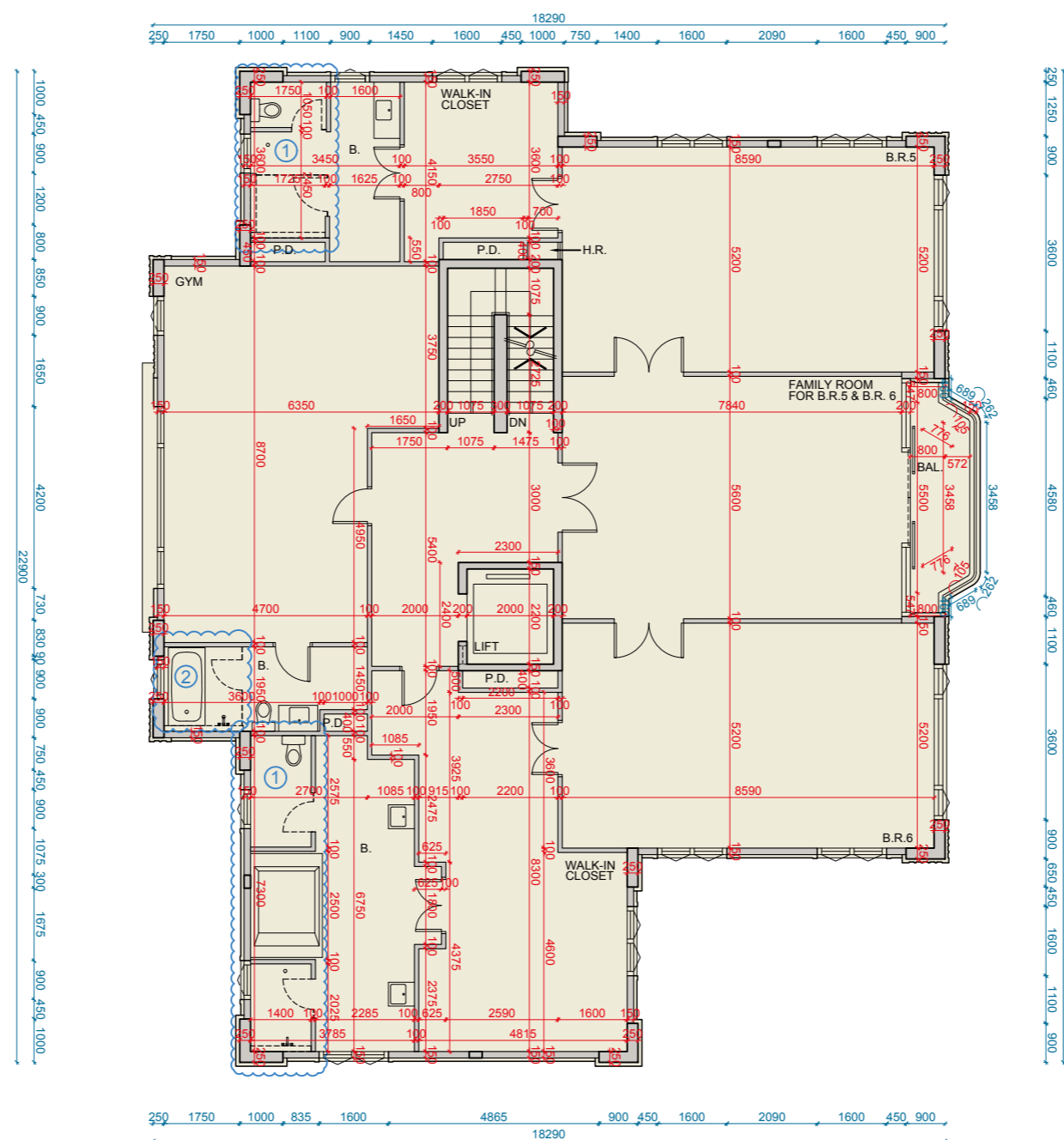
1. 平面圖所列之尺寸數字為以毫米標示之建築結構尺寸。
2. 以上平面圖中顯示之名詞及簡稱請參閱本節之首頁。

Notes:

1. The dimensions in the floor plans are all structural dimensions in millimeter.
2. Please refer to the first page of this section of this sales brochure for legend of the terms and abbreviation shown on the floor plan above.

1 號洋房二樓平面圖
House 1 Second Floor Plan

現狀間隔平面圖
Latest Layout Plan



備註：1 號洋房此部份因在發展項目落成後進行小型工程、指定豁免工程或獲《建築物條例》豁免的工程而有所改動，現狀請參閱有關現狀間隔平面圖。該等改動如下：

1. 安裝飾面牆、間牆、玻璃間隔及掩門。
2. 安裝飾面牆、玻璃間隔及掩門。

Notes: This part of House 1 has been altered by way of minor works, designated exempted works, or exempted works under the Buildings Ordinance after completion of the development, the latest condition of which is shown on the relevant latest layout plan. The alteration works are as follows:

1. Furring wall, partition wall, glass partition and swing door have been installed.
2. Furring wall, glass partition and swing door have been installed.

比例尺 SCALE: 0m (米) 7.5m (米)

1 號洋房 House 1	2 樓 Second Floor
每個住宅物業的樓板 (不包括灰泥) 的厚度 (毫米) The thickness of the floor slabs (excluding plaster) of each residential property (mm)	150, 200, 225, 400
每個住宅物業的層與層之間的高度 (毫米) The floor-to-floor height of each residential property (mm)	3500, 3700

因住宅物業的較高樓層的結構牆的厚度遞減，較高樓層的內部面積，一般比較低樓層的內部面積稍大。(註：此根據《一手住宅物業銷售條例》附表 1 第一部第 10(2)(e) 條所規定的陳述並不適用於本發展項目。)

The internal areas of the residential properties on the upper floors will generally be slightly larger than those on the lower floors because of the reducing thickness of the structural walls on the upper floors. (Note: This statement requested under Section 10(2)(e) in Part 1 of Schedule 1 of the Residential Properties (First-hand Sales) Ordinance is not applicable to the Development.)

備註：

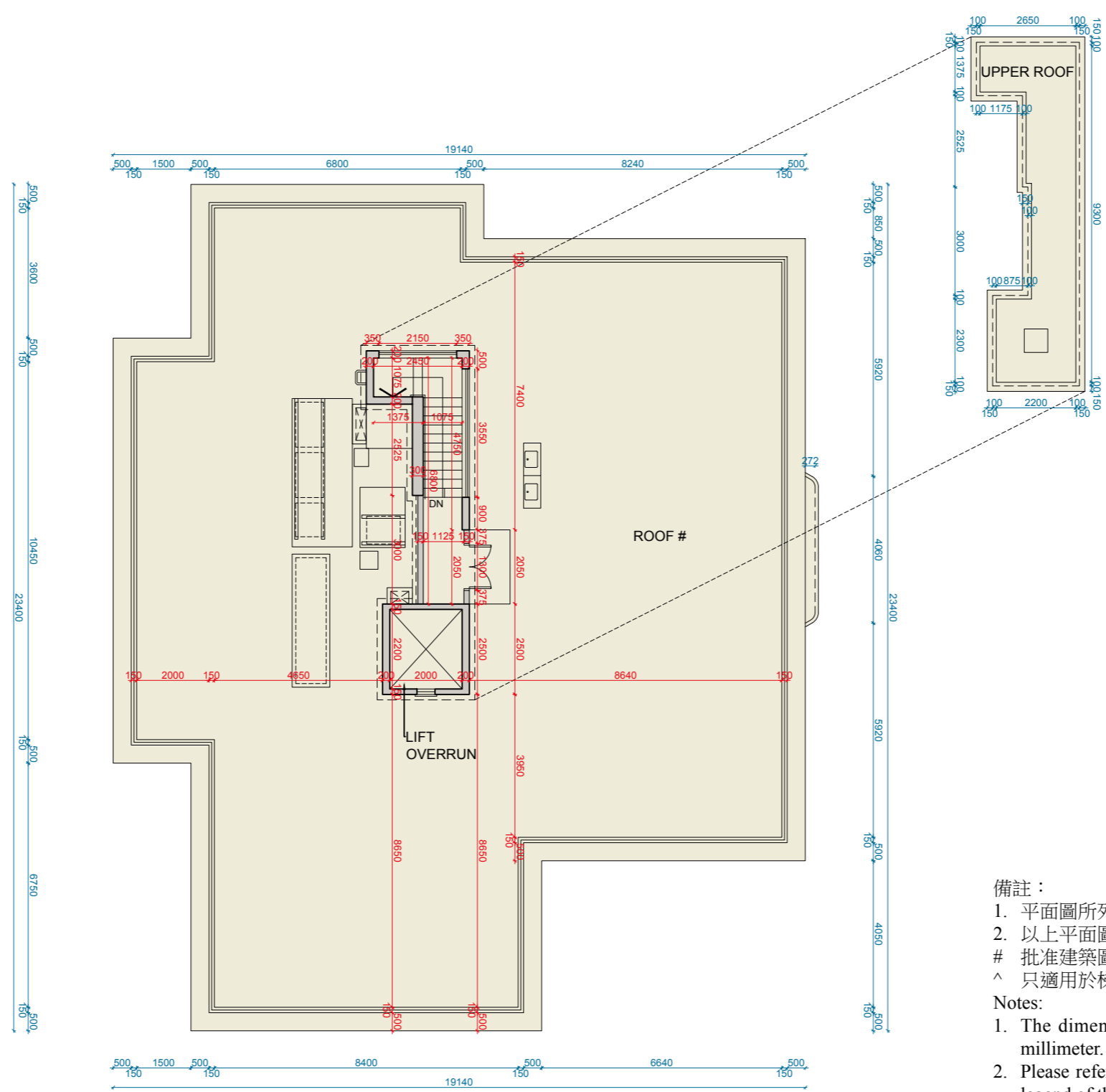
1. 平面圖所列之尺寸數字為以毫米標示之建築結構尺寸。
2. 以上平面圖中顯示之名詞及簡稱請參閱本節之首頁。

Notes:

1. The dimensions in the floor plans are all structural dimensions in millimeter.
2. Please refer to the first page of this section of this sales brochure for legend of the terms and abbreviation shown on the floor plan above.

1 號洋房天台平面圖
House 1 Roof Plan

根據批准建築圖則
As Per Approved General Building Plan



比例尺 SCALE: 0m (米) 7.5m (米)

備註：

1. 平面圖所列之尺寸數字為以毫米標示之建築結構尺寸。
 2. 以上平面圖中顯示之名詞及簡稱請參閱本節之首頁。
- # 批准建築圖則所述之平台。
^ 只適用於梯屋。

Notes:

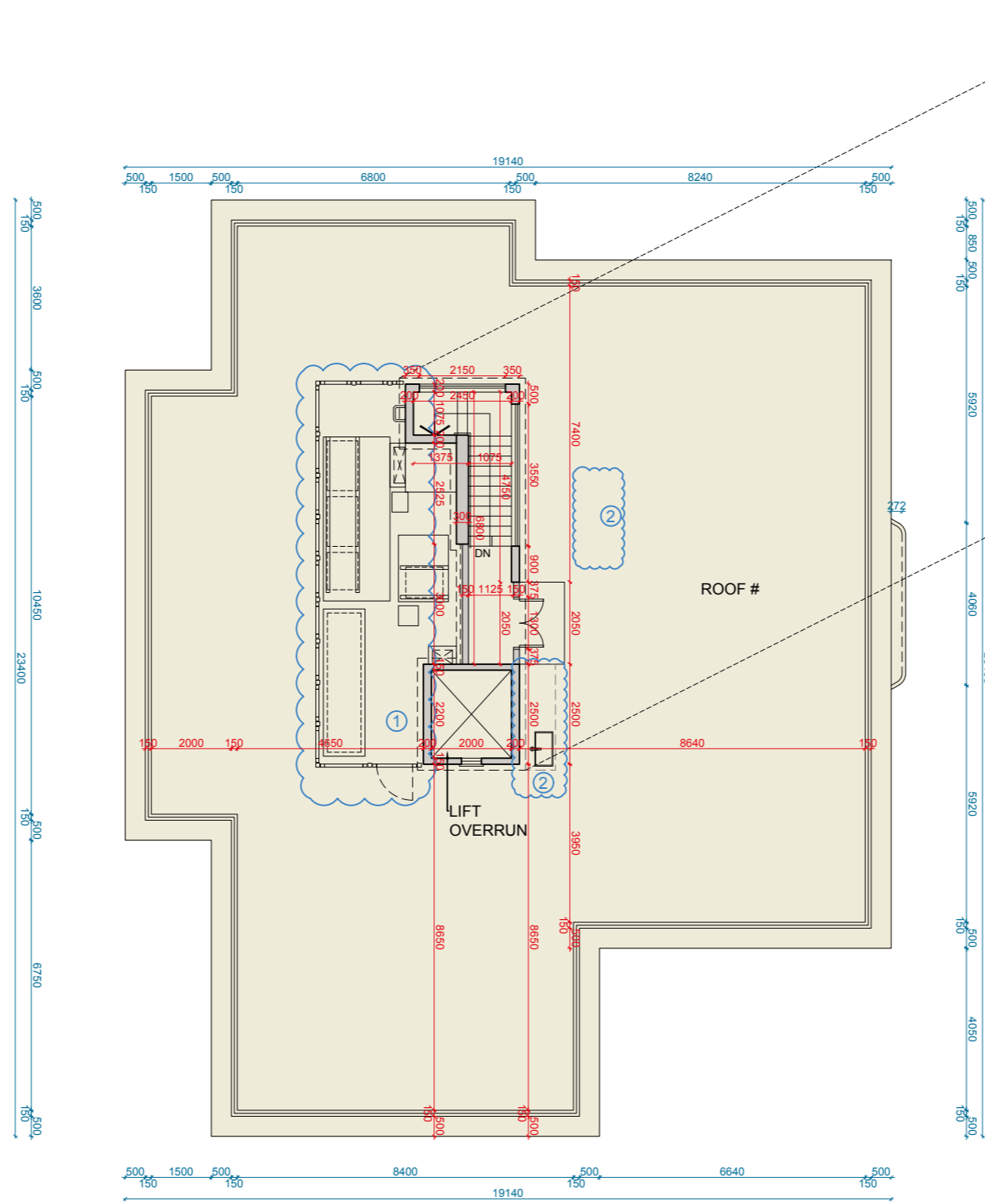
1. The dimensions in the floor plans are all structural dimensions in millimeter.
 2. Please refer to the first page of this section of this sales brochure for legend of the terms and abbreviation shown on the floor plan above.
- # Flat roof under approved general building plans.
^ Applicable only to stairhood.

1 號洋房 House 1	天台 Roof
每個住宅物業的樓板 (不包括灰泥) 的厚度 (毫米)^ The thickness of the floor slabs (excluding plaster) of each residential property (mm)^	150
每個住宅物業的層與層之間的高度 (毫米)^ The floor-to-floor height of each residential property (mm)^	2800

因住宅物業的較高樓層的結構牆的厚度遞減，較高樓層的內部面積，一般比較低樓層的內部面積稍大。(註：此根據《一手住宅物業銷售條例》附表 1 第一部第 10(2)(e) 條所規定的陳述並不適用於本發展項目。)
The internal areas of the residential properties on the upper floors will generally be slightly larger than those on the lower floors because of the reducing thickness of the structural walls on the upper floors. (Note: This statement requested under Section 10(2)(e) in Part 1 of Schedule 1 of the Residential Properties (First-hand Sales) Ordinance is not applicable to the Development.)

1 號洋房天台平面圖
House 1 Roof Plan

現狀間隔平面圖
Latest Layout Plan



備註：1 號洋房此部份因在發展項目落成後進行小型工程、指定豁免工程或獲《建築物條例》豁免的工程而有所改動，現狀請參閱有關現狀間隔平面圖。該等改動如下：

- 1. 豎設金屬欄杆。
- 2. 修改洗滌盆的位置及數量。

Notes: This part of House 1 has been altered by way of minor works, designated exempted works, or exempted works under the Buildings Ordinance after completion of the development, the latest condition of which is shown on the relevant latest layout plan. The alteration works are as follows:

- 1. Metal fence has been erected.
- 2. Location and number of sink unit have been modified.

備註：
1. 平面圖所列之尺寸數字為以毫米標示之建築結構尺寸。
2. 以上平面圖中顯示之名詞及簡稱請參閱本節之首頁。
批准建築圖則所述之平台。
^ 只適用於梯屋。

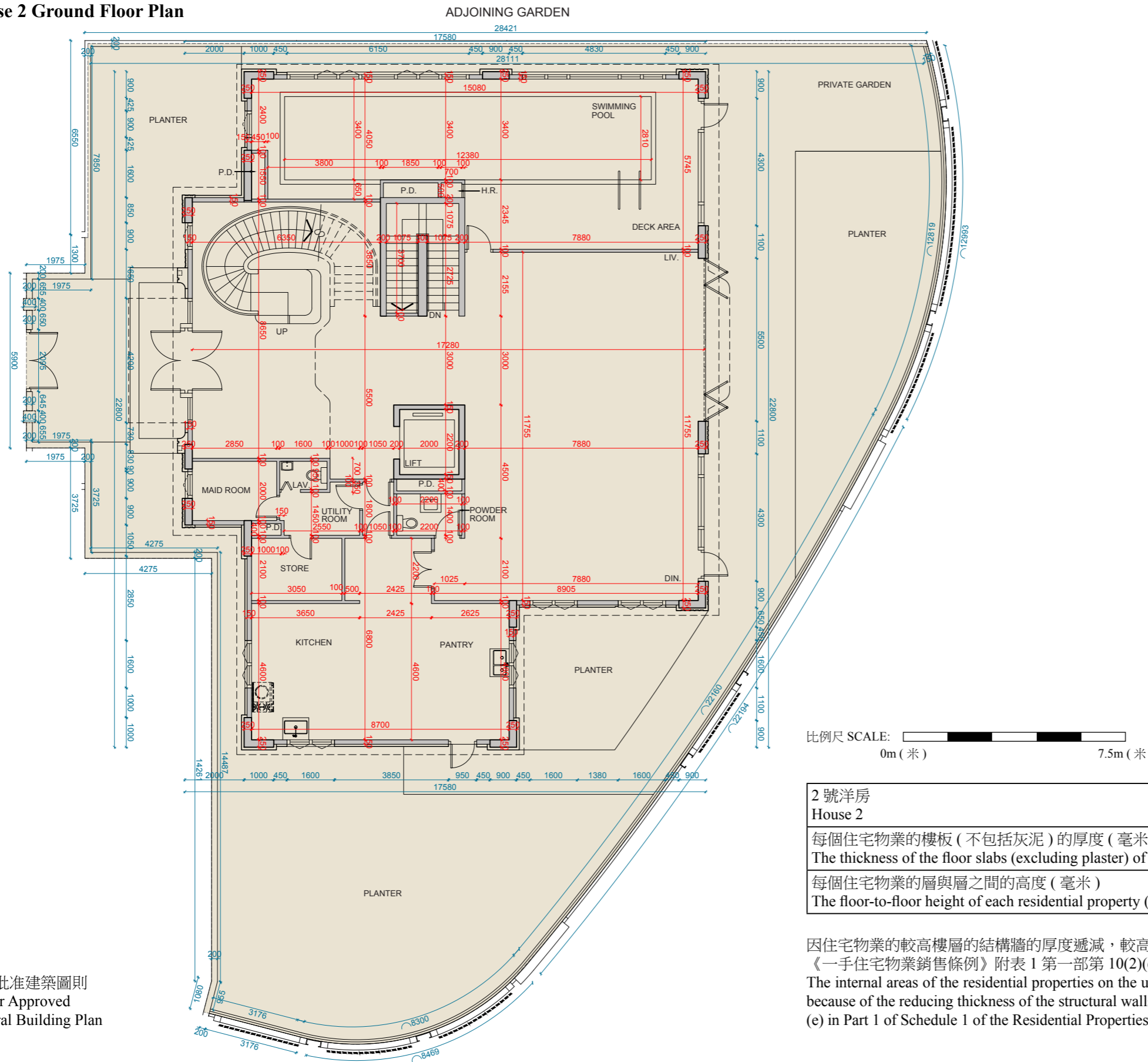
Notes:
1. The dimensions in the floor plans are all structural dimensions in millimeter.
2. Please refer to the first page of this section of this sales brochure for legend of the terms and abbreviation shown on the floor plan above.
Flat roof under approved general building plans.
^ Applicable only to stairhood.



1 號洋房 House 1	天台 Roof
每個住宅物業的樓板 (不包括灰泥) 的厚度 (毫米)^ The thickness of the floor slabs (excluding plaster) of each residential property (mm)^	150
每個住宅物業的層與層之間的高度 (毫米)^ The floor-to-floor height of each residential property (mm)^	2800

因住宅物業的較高樓層的結構牆的厚度遞減，較高樓層的內部面積，一般比較低樓層的內部面積稍大。(註：此根據《一手住宅物業銷售條例》附表 1 第一部第 10(2)(e) 條所規定的陳述並不適用於本發展項目。)
The internal areas of the residential properties on the upper floors will generally be slightly larger than those on the lower floors because of the reducing thickness of the structural walls on the upper floors. (Note: This statement requested under Section 10(2)(e) in Part 1 of Schedule 1 of the Residential Properties (First-hand Sales) Ordinance is not applicable to the Development.)

2 號洋房地下層平面圖
House 2 Ground Floor Plan



備註：

1. 平面圖所列之尺寸數字為以毫米標示之建築結構尺寸。
2. 以上平面圖中顯示之名詞及簡稱請參閱本節之首頁。

Notes:

1. The dimensions in the floor plans are all structural dimensions in millimeter.
2. Please refer to the first page of this section of this sales brochure for legend of the terms and abbreviation shown on the floor plan above.

比例尺 SCALE: 0m (米) 7.5m (米)

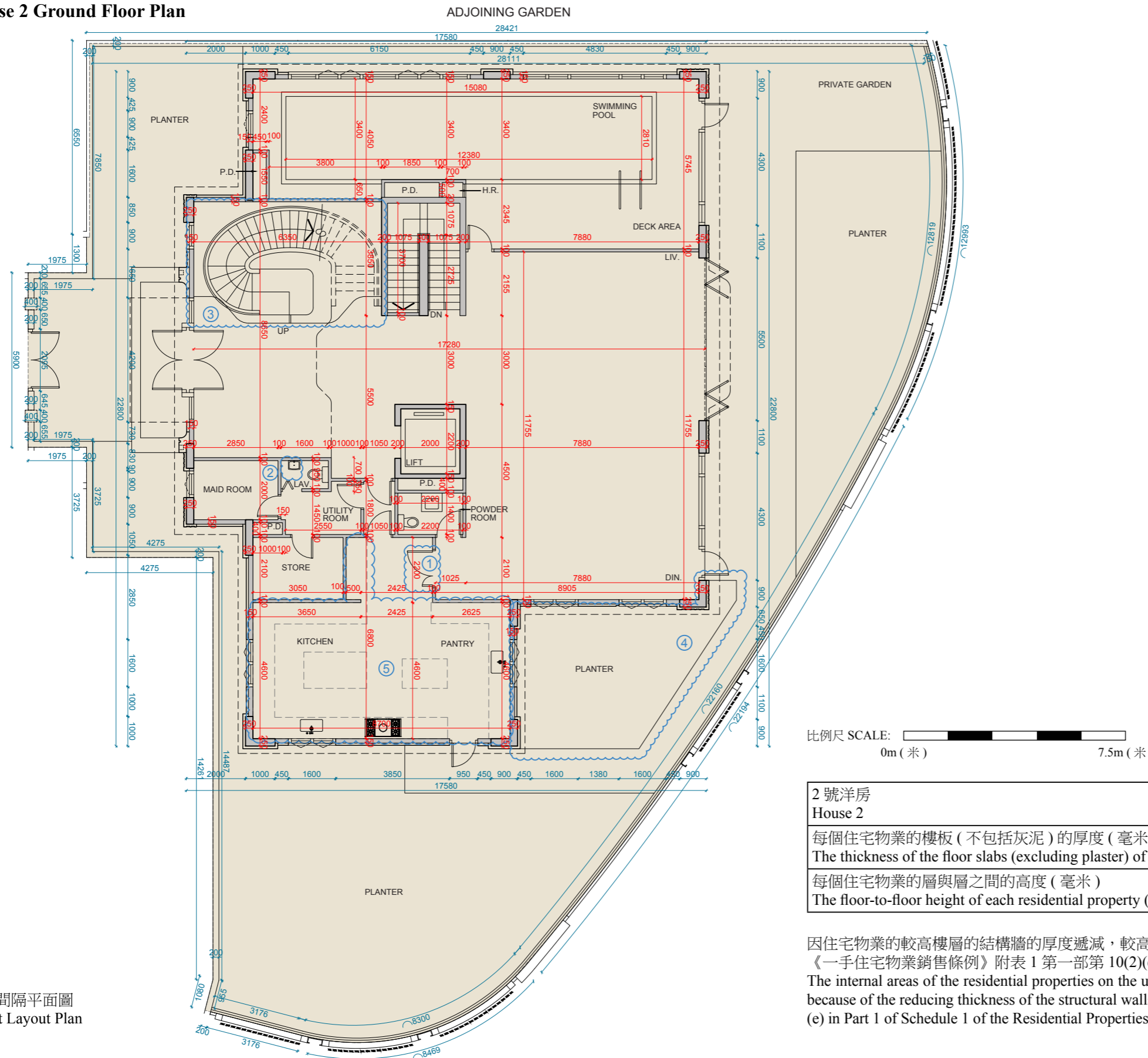
2 號洋房 House 2	地下層 Ground Floor
每個住宅物業的樓板 (不包括灰泥) 的厚度 (毫米) The thickness of the floor slabs (excluding plaster) of each residential property (mm)	150, 175, 400
每個住宅物業的層與層之間的高度 (毫米) The floor-to-floor height of each residential property (mm)	4300, 4500, 5550, 5750

因住宅物業的較高樓層的結構牆的厚度遞減，較高樓層的內部面積，一般比較低樓層的內部面積稍大。(註：此根據《一手住宅物業銷售條例》附表 1 第一部第 10(2)(e) 條所規定的陳述並不適用於本發展項目。)

The internal areas of the residential properties on the upper floors will generally be slightly larger than those on the lower floors because of the reducing thickness of the structural walls on the upper floors. (Note: This statement requested under Section 10(2)(e) in Part 1 of Schedule 1 of the Residential Properties (First-hand Sales) Ordinance is not applicable to the Development.)

根據批准建築圖則
As Per Approved
General Building Plan

2 號洋房地下層平面圖
House 2 Ground Floor Plan



備註：2 號洋房此部份因在發展項目落成後進行小型工程、指定豁免工程或獲《建築物條例》豁免的工程而有所改動，現狀請參閱有關現狀間隔平面圖。該等改動如下：

1. 修改間牆及雙掩門。
2. 洗滌盆移位。
3. 安裝高架地板。在樓梯梯級上安裝裝飾物料。
4. 改動戶外花槽。
5. 安裝廚櫃。修改洗滌盆的位置及數量。

Notes: This part of House 2 has been altered by way of minor works, designated exempted works, or exempted works under the Buildings Ordinance after completion of the development, the latest condition of which is shown on the relevant latest layout plan. The alteration works are as follows:

1. Partition wall and double swing door have been modified.
2. Sink unit has been shifted.
3. Raised floor has been installed. Finishes have been installed on the steps of the staircase.
4. Outdoor planter has been altered.
5. Kitchen cabinet has been installed. Location and number of sink unit have been modified.

備註：

1. 平面圖所列之尺寸數字為以毫米標示之建築結構尺寸。
2. 以上平面圖中顯示之名詞及簡稱請參閱本節之首頁。

Notes:

1. The dimensions in the floor plans are all structural dimensions in millimeter.
2. Please refer to the first page of this section of this sales brochure for legend of the terms and abbreviation shown on the floor plan above.

比例尺 SCALE: 0m (米) 7.5m (米)

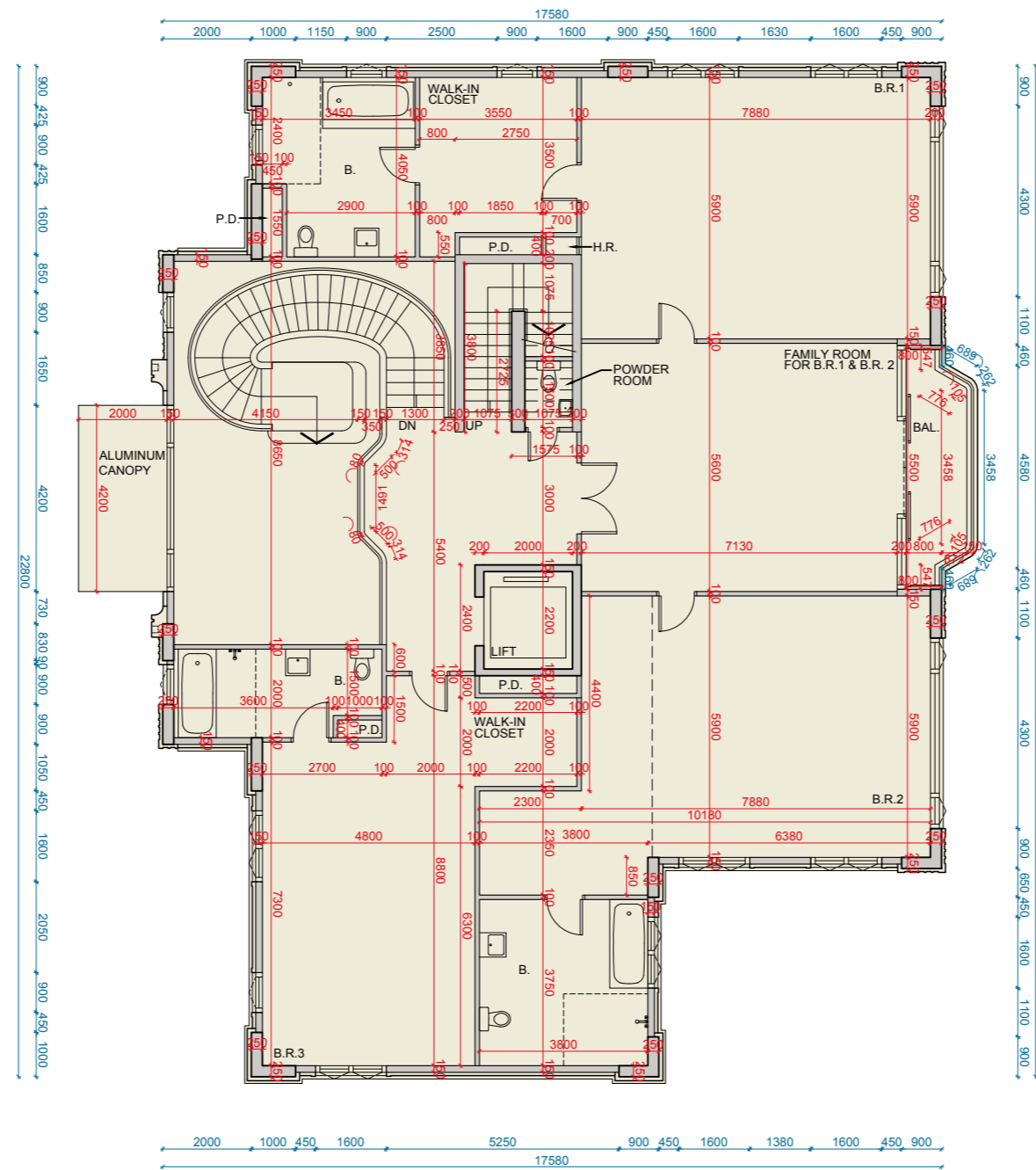
2 號洋房 House 2	地下層 Ground Floor
每個住宅物業的樓板 (不包括灰泥) 的厚度 (毫米) The thickness of the floor slabs (excluding plaster) of each residential property (mm)	150, 175, 400
每個住宅物業的層與層之間的高度 (毫米) The floor-to-floor height of each residential property (mm)	4300, 4500, 5550, 5750

因住宅物業的較高樓層的結構牆的厚度遞減，較高樓層的內部面積，一般比較低樓層的內部面積稍大。(註：此根據《一手住宅物業銷售條例》附表 1 第一部第 10(2)(e) 條所規定的陳述並不適用於本發展項目。)

The internal areas of the residential properties on the upper floors will generally be slightly larger than those on the lower floors because of the reducing thickness of the structural walls on the upper floors. (Note: This statement requested under Section 10(2)(e) in Part 1 of Schedule 1 of the Residential Properties (First-hand Sales) Ordinance is not applicable to the Development.)

2 號洋房一樓平面圖
House 2 First Floor Plan

根據批准建築圖則
As Per Approved General Building Plan



比例尺 SCALE: 0m (米) 7.5m (米)

2 號洋房 House 2	1 樓 First Floor
每個住宅物業的樓板 (不包括灰泥) 的厚度 (毫米) The thickness of the floor slabs (excluding plaster) of each residential property (mm)	150, 200, 225
每個住宅物業的層與層之間的高度 (毫米) The floor-to-floor height of each residential property (mm)	3300, 3500

因住宅物業的較高樓層的結構牆的厚度遞減，較高樓層的內部面積，一般比較低樓層的內部面積稍大。(註：此根據《一手住宅物業銷售條例》附表 1 第一部第 10(2)(e) 條所規定的陳述並不適用於本發展項目。)
The internal areas of the residential properties on the upper floors will generally be slightly larger than those on the lower floors because of the reducing thickness of the structural walls on the upper floors. (Note: This statement requested under Section 10(2)(e) in Part 1 of Schedule 1 of the Residential Properties (First-hand Sales) Ordinance is not applicable to the Development.)

備註：

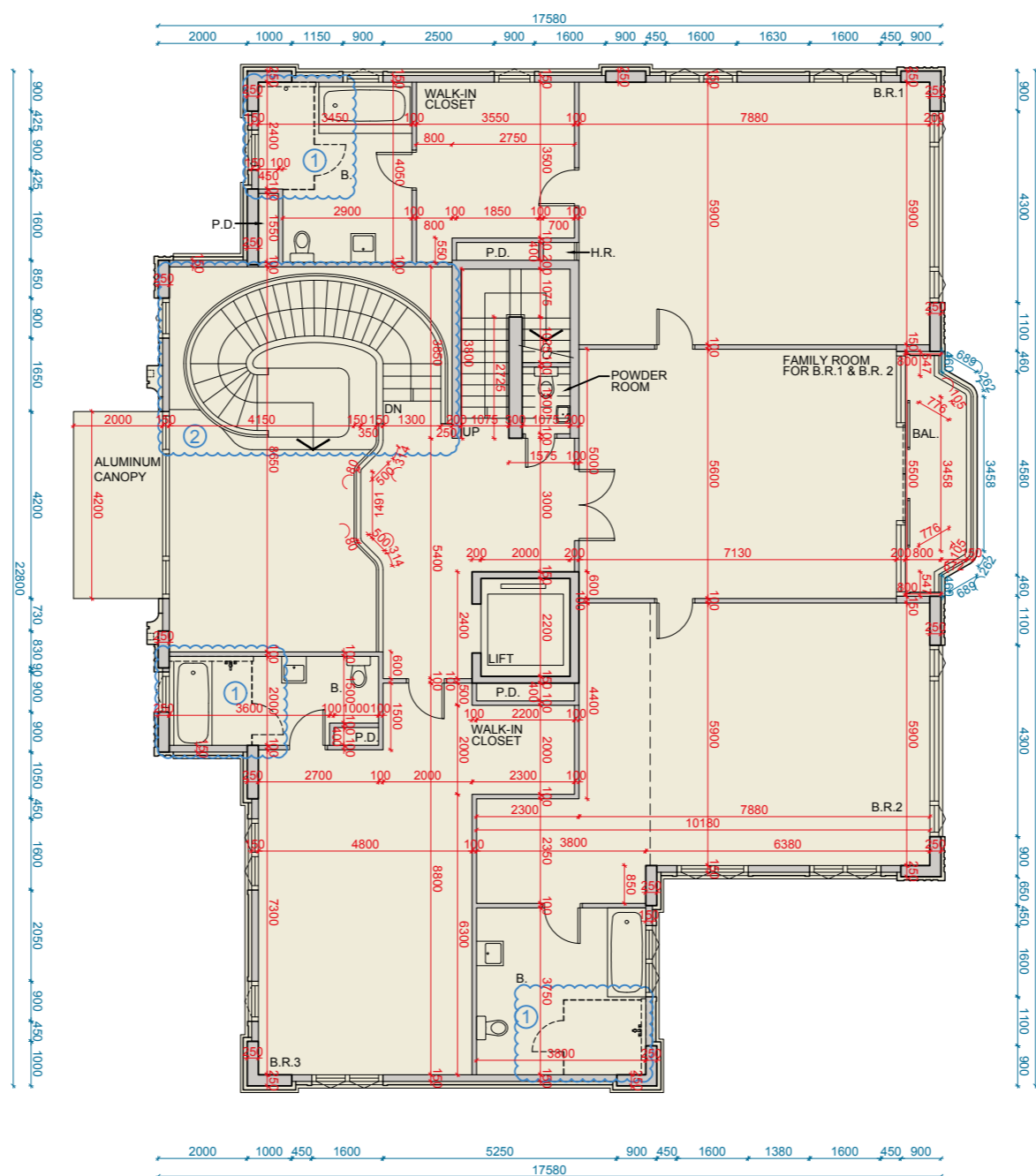
1. 平面圖所列之尺寸數字為以毫米標示之建築結構尺寸。
2. 以上平面圖中顯示之名詞及簡稱請參閱本節之首頁。

Notes:

1. The dimensions in the floor plans are all structural dimensions in millimeter.
2. Please refer to the first page of this section of this sales brochure for legend of the terms and abbreviation shown on the floor plan above.

2 號洋房一樓平面圖
House 2 First Floor Plan

現狀間隔平面圖
Latest Layout Plan



比例尺 SCALE: 0m (米) 7.5m (米)

2 號洋房 House 2	1 樓 First Floor
每個住宅物業的樓板 (不包括灰泥) 的厚度 (毫米) The thickness of the floor slabs (excluding plaster) of each residential property (mm)	150, 200, 225
每個住宅物業的層與層之間的高度 (毫米) The floor-to-floor height of each residential property (mm)	3300, 3500

因住宅物業的較高樓層的結構牆的厚度遞減，較高樓層的內部面積，一般比較低樓層的內部面積稍大。(註：此根據《一手住宅物業銷售條例》附表 1 第一部第 10(2)(e) 條所規定的陳述並不適用於本發展項目。)
The internal areas of the residential properties on the upper floors will generally be slightly larger than those on the lower floors because of the reducing thickness of the structural walls on the upper floors. (Note: This statement requested under Section 10(2)(e) in Part 1 of Schedule 1 of the Residential Properties (First-hand Sales) Ordinance is not applicable to the Development.)

備註：2 號洋房此部份因在發展項目落成後進行小型工程、指定豁免工程或獲《建築物條例》豁免的工程而有所改動，現狀請參閱有關現狀間隔平面圖。該等改動如下：

1. 安裝飾面牆、玻璃間隔及掩門。
 2. 安裝高架地板。在樓梯梯級上安裝裝飾物料。
- Notes: This part of House 2 has been altered by way of minor works, designated exempted works, or exempted works under the Buildings Ordinance after completion of the development, the latest condition of which is shown on the relevant latest layout plan. The alteration works are as follows:
1. Furring wall, glass partition and swing door have been installed.
 2. Raised floor has been installed. Finishes have been installed on the steps of the staircase.

備註：

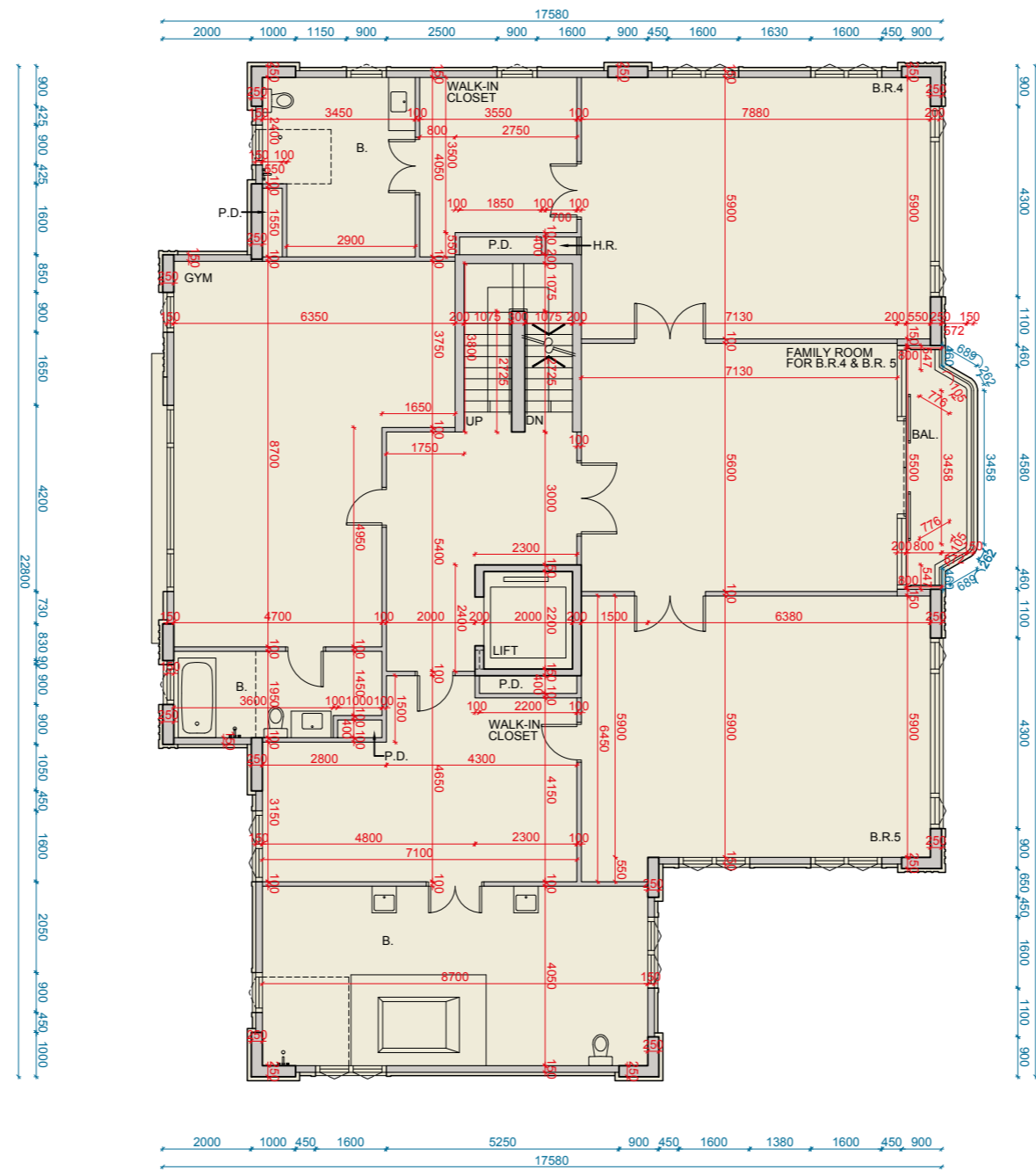
1. 平面圖所列之尺寸數字為以毫米標示之建築結構尺寸。
2. 以上平面圖中顯示之名詞及簡稱請參閱本節之首頁。

Notes:

1. The dimensions in the floor plans are all structural dimensions in millimeter.
2. Please refer to the first page of this section of this sales brochure for legend of the terms and abbreviation shown on the floor plan above.

2 號洋房二樓平面圖
House 2 Second Floor Plan

根據批准建築圖則
As Per Approved General Building Plan



比例尺 SCALE: 0m (米) 7.5m (米)

2 號洋房 House 2	2 樓 Second Floor
每個住宅物業的樓板 (不包括灰泥) 的厚度 (毫米) The thickness of the floor slabs (excluding plaster) of each residential property (mm)	150, 200, 225, 400
每個住宅物業的層與層之間的高度 (毫米) The floor-to-floor height of each residential property (mm)	3500, 3700

因住宅物業的較高樓層的結構牆的厚度遞減，較高樓層的內部面積，一般比較低樓層的內部面積稍大。(註：此根據《一手住宅物業銷售條例》附表 1 第一部第 10(2)(e) 條所規定的陳述並不適用於本發展項目。)
The internal areas of the residential properties on the upper floors will generally be slightly larger than those on the lower floors because of the reducing thickness of the structural walls on the upper floors. (Note: This statement requested under Section 10(2)(e) in Part 1 of Schedule 1 of the Residential Properties (First-hand Sales) Ordinance is not applicable to the Development.)

備註：

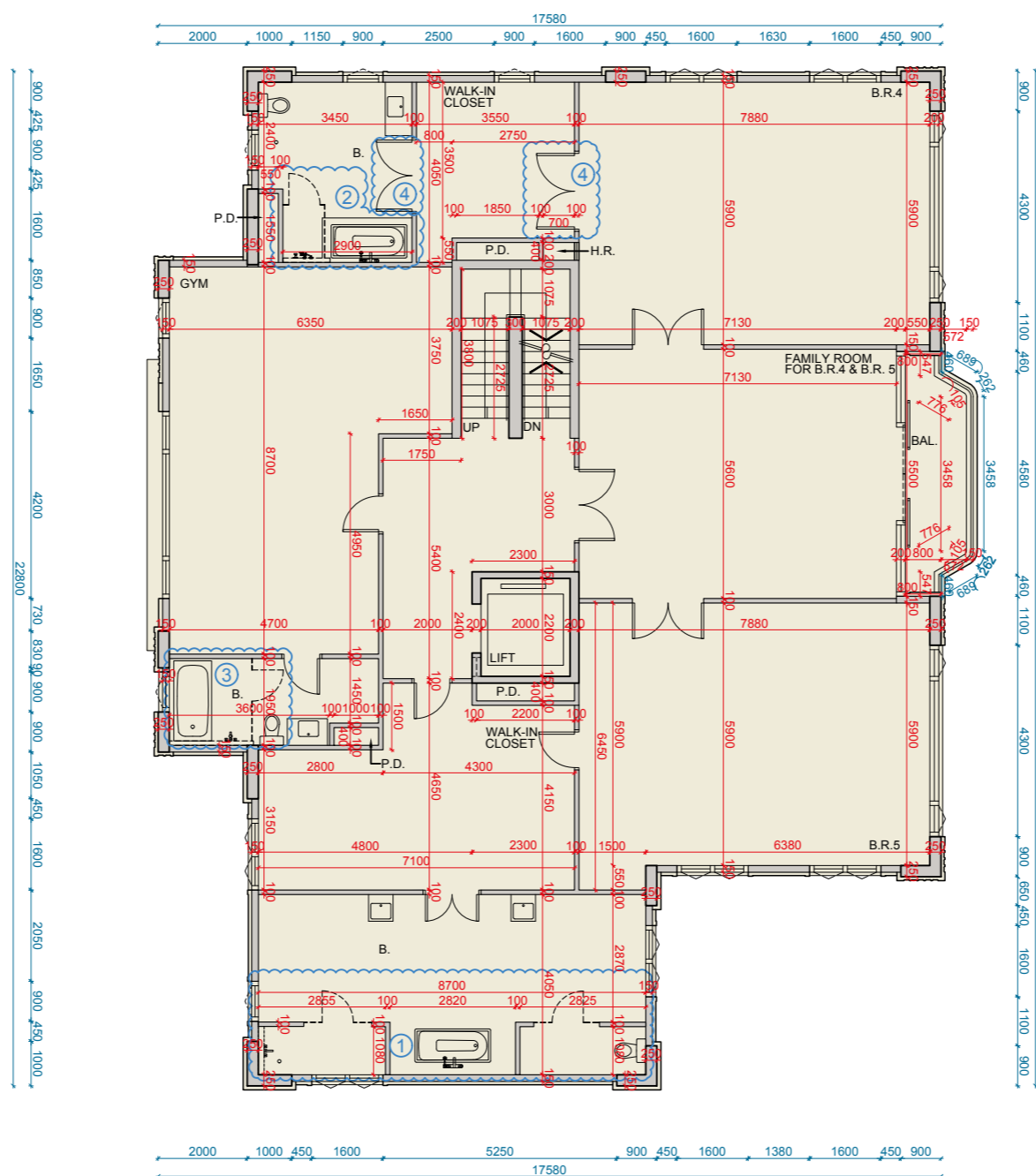
1. 平面圖所列之尺寸數字為以毫米標示之建築結構尺寸。
2. 以上平面圖中顯示之名詞及簡稱請參閱本節之首頁。

Notes:

1. The dimensions in the floor plans are all structural dimensions in millimeter.
2. Please refer to the first page of this section of this sales brochure for legend of the terms and abbreviation shown on the floor plan above.

2 號洋房二樓平面圖
House 2 Second Floor Plan

現狀間隔平面圖
Latest Layout Plan



比例尺 SCALE: 0m (米) 7.5m (米)

備註：2 號洋房此部份因在發展項目落成後進行小型工程、指定豁免工程或獲《建築物條例》豁免的工程而有所改動，現狀請參閱有關現狀間隔平面圖。該等改動如下：

1. 安裝飾面牆、間牆、玻璃間隔及掩門。
2. 沐浴花灑移位。安裝浴缸、飾面牆、玻璃間隔及掩門。
3. 安裝飾面牆、玻璃間隔及掩門。
4. 修改間牆及雙掩門。

Notes: This part of House 2 has been altered by way of minor works, designated exempted works, or exempted works under the Buildings Ordinance after completion of the development, the latest condition of which is shown on the relevant latest layout plan. The alteration works are as follows:

1. Furring wall, partition wall, glass partition and swing door have been installed.
2. Showerhead has been shifted. Bathtub, furring wall, glass partition and swing door have been installed.
3. Furring wall, glass partition and swing door have been installed.
4. Partition wall and double swing door have been modified.

2 號洋房 House 2	2 樓 Second Floor
每個住宅物業的樓板 (不包括灰泥) 的厚度 (毫米) The thickness of the floor slabs (excluding plaster) of each residential property (mm)	150, 200, 225, 400
每個住宅物業的層與層之間的高度 (毫米) The floor-to-floor height of each residential property (mm)	3500, 3700

因住宅物業的較高樓層的結構牆的厚度遞減，較高樓層的內部面積，一般比較低樓層的內部面積稍大。(註：此根據《一手住宅物業銷售條例》附表 1 第一部第 10(2)(e) 條所規定的陳述並不適用於本發展項目。)

The internal areas of the residential properties on the upper floors will generally be slightly larger than those on the lower floors because of the reducing thickness of the structural walls on the upper floors. (Note: This statement requested under Section 10(2)(e) in Part 1 of Schedule 1 of the Residential Properties (First-hand Sales) Ordinance is not applicable to the Development.)

備註：

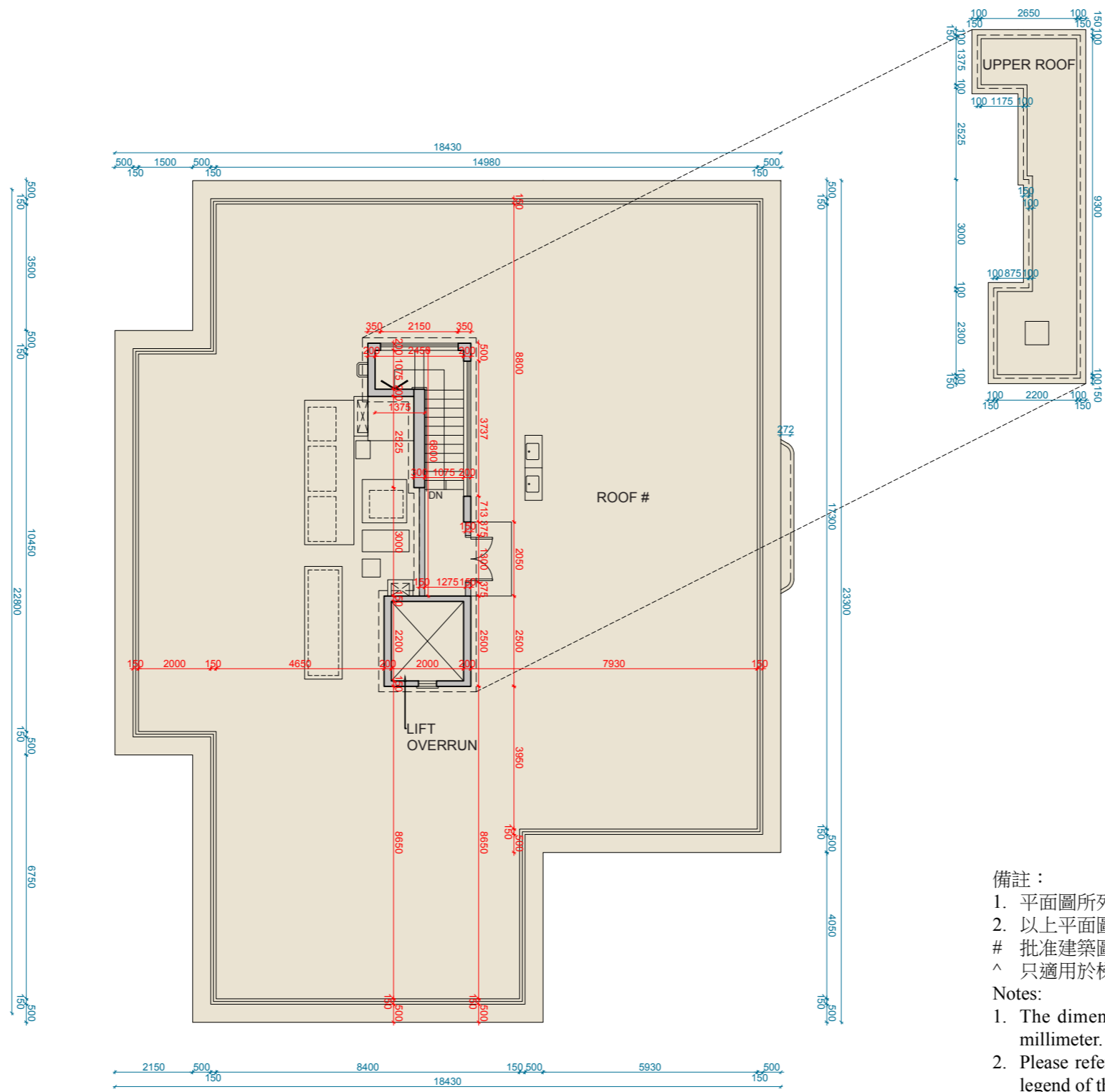
1. 平面圖所列之尺寸數字為以毫米標示之建築結構尺寸。
2. 以上平面圖中顯示之名詞及簡稱請參閱本節之首頁。

Notes:

1. The dimensions in the floor plans are all structural dimensions in millimeter.
2. Please refer to the first page of this section of this sales brochure for legend of the terms and abbreviation shown on the floor plan above.

2 號洋房天台平面圖
House 2 Roof Plan

根據批准建築圖則
As Per Approved General Building Plan



備註：

1. 平面圖所列之尺寸數字為以毫米標示之建築結構尺寸。
 2. 以上平面圖中顯示之名詞及簡稱請參閱本節之首頁。
- # 批准建築圖則所述之平台。
^ 只適用於梯屋。

Notes:

1. The dimensions in the floor plans are all structural dimensions in millimeter.
 2. Please refer to the first page of this section of this sales brochure for legend of the terms and abbreviation shown on the floor plan above.
- # Flat roof under approved general building plans.
^ Applicable only to stairhood.

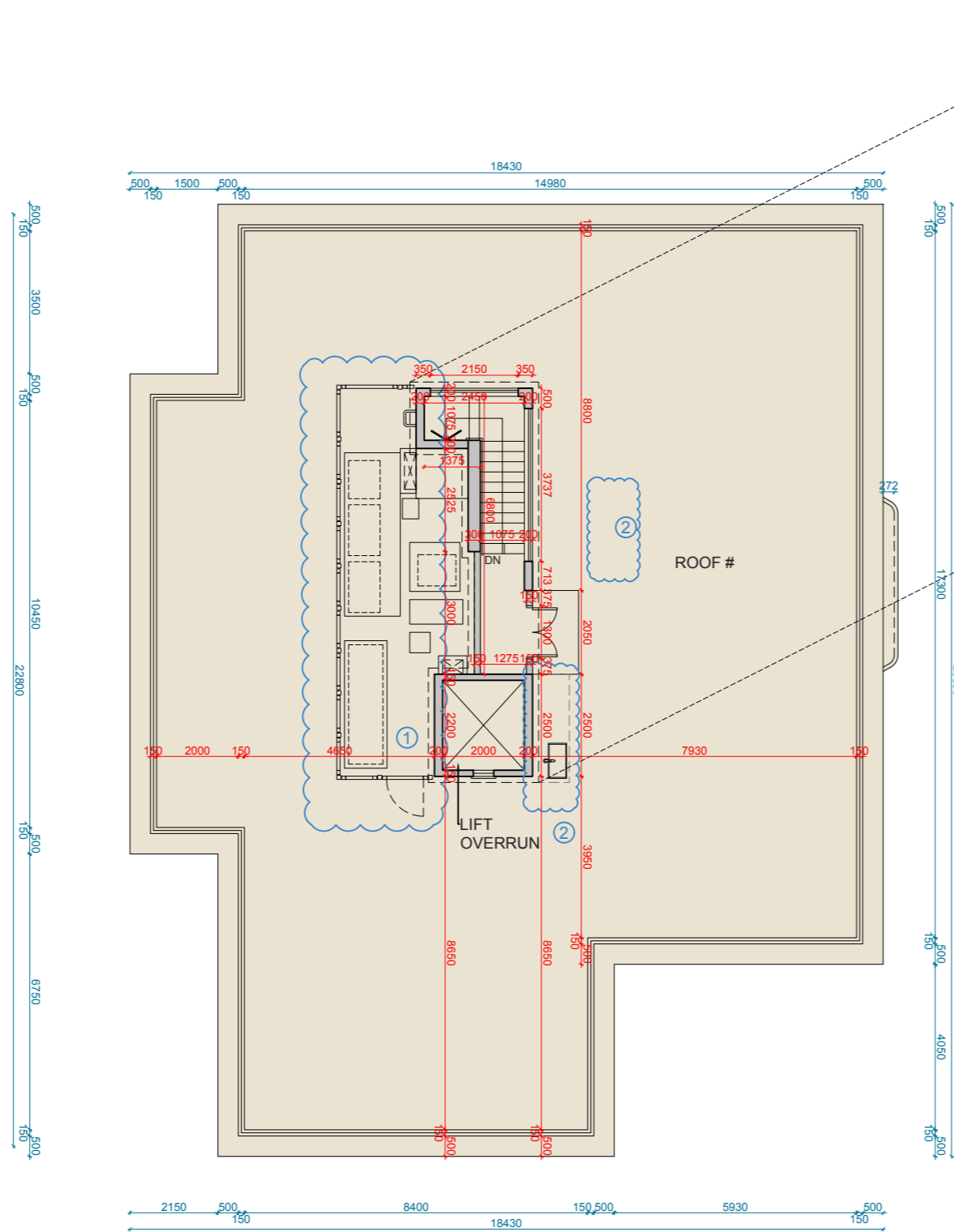
比例尺 SCALE: 0m (米) 7.5m (米)

2 號洋房 House 2	天台 Roof
每個住宅物業的樓板 (不包括灰泥) 的厚度 (毫米)^ The thickness of the floor slabs (excluding plaster) of each residential property (mm)^	150
每個住宅物業的層與層之間的高度 (毫米)^ The floor-to-floor height of each residential property (mm)^	2800

因住宅物業的較高樓層的結構牆的厚度遞減，較高樓層的內部面積，一般比較低樓層的內部面積稍大。(註：此根據《一手住宅物業銷售條例》附表 1 第一部第 10(2)(e) 條所規定的陳述並不適用於本發展項目。)
The internal areas of the residential properties on the upper floors will generally be slightly larger than those on the lower floors because of the reducing thickness of the structural walls on the upper floors. (Note: This statement requested under Section 10(2)(e) in Part 1 of Schedule 1 of the Residential Properties (First-hand Sales) Ordinance is not applicable to the Development.)

2 號洋房天台平面圖
House 2 Roof Plan

現狀間隔平面圖
Latest Layout Plan



備註：2 號洋房此部份因在發展項目落成後進行小型工程、指定豁免工程或獲《建築物條例》豁免的工程而有所改動，現狀請參閱有關現狀間隔平面圖。該等改動如下：

1. 豎設金屬欄杆。
2. 修改洗滌盆的位置及數量。

Notes: This part of House 2 has been altered by way of minor works, designated exempted works, or exempted works under the Building Ordinance after completion of the development, the latest condition of which is shown on the relevant latest layout plan. The alteration works are as follows:

1. Metal fence has been erected.
2. Location and number of sink unit have been modified.

備註：

1. 平面圖所列之尺寸數字為以毫米標示之建築結構尺寸。
 2. 以上平面圖中顯示之名詞及簡稱請參閱本節之首頁。
- # 批准建築圖則所述之平台。
^ 只適用於梯屋。

Notes:

1. The dimensions in the floor plans are all structural dimensions in millimeter.
 2. Please refer to the first page of this section of this sales brochure for legend of the terms and abbreviation shown on the floor plan above.
- # Flat roof under approved general building plans.
^ Applicable only to stairhood.

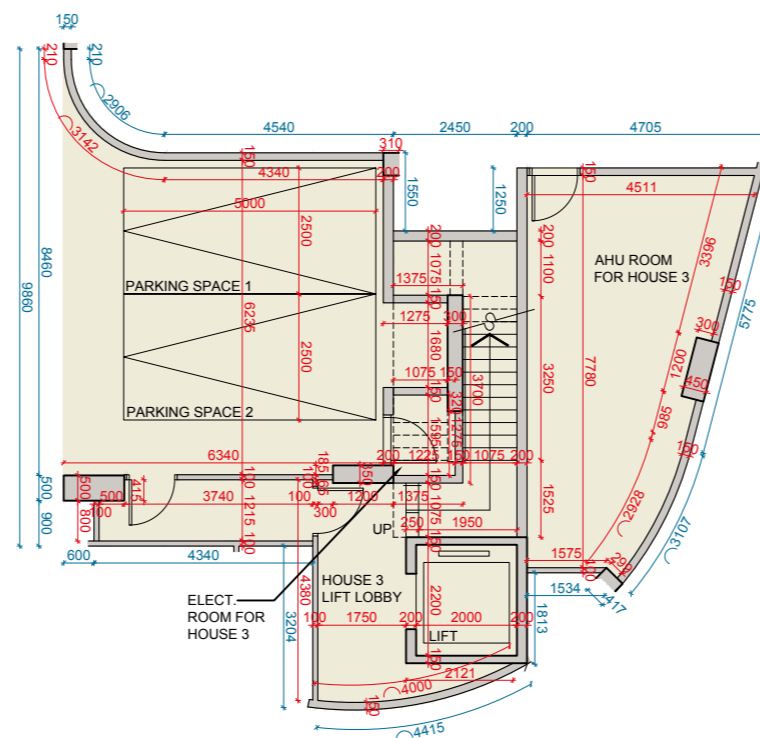
比例尺 SCALE: 0m (米) 7.5m (米)

2 號洋房 House 2	天台 Roof
每個住宅物業的樓板 (不包括灰泥) 的厚度 (毫米)^ The thickness of the floor slabs (excluding plaster) of each residential property (mm)^	150
每個住宅物業的層與層之間的高度 (毫米)^ The floor-to-floor height of each residential property (mm)^	2800

因住宅物業的較高樓層的結構牆的厚度遞減，較高樓層的內部面積，一般比較低樓層的內部面積稍大。(註：此根據《一手住宅物業銷售條例》附表 1 第一部第 10(2)(e) 條所規定的陳述並不適用於本發展項目。)
The internal areas of the residential properties on the upper floors will generally be slightly larger than those on the lower floors because of the reducing thickness of the structural walls on the upper floors. (Note: This statement requested under Section 10(2)(e) in Part 1 of Schedule 1 of the Residential Properties (First-hand Sales) Ordinance is not applicable to the Development.)

3 號洋房停車場平面圖 (一樓主層平面圖 *)
House 3 Carpark Floor Plan (Master First Floor Plan*)

根據批准建築圖則
As Per Approved General Building Plan



比例尺 SCALE: 0m (米) 7.5m (米)

3 號洋房 House 3	一樓主層 Master First Floor Plan
每個住宅物業的樓板 (不包括灰泥) 的厚度 (毫米) The thickness of the floor slabs (excluding plaster) of each residential property (mm)	150, 200, 800
每個住宅物業的層與層之間的高度 (毫米) The floor-to-floor height of each residential property (mm)	5100, 7650

因住宅物業的較高樓層的結構牆的厚度遞減，較高樓層的內部面積，一般比較低樓層的內部面積稍大。(註：此根據《一手住宅物業銷售條例》附表 1 第一部第 10(2)(e) 條所規定的陳述並不適用於本發展項目。)
The internal areas of the residential properties on the upper floors will generally be slightly larger than those on the lower floors because of the reducing thickness of the structural walls on the upper floors. (Note: This statement requested under Section 10(2)(e) in Part 1 of Schedule 1 of the Residential Properties (First-hand Sales) Ordinance is not applicable to the Development.)

備註：

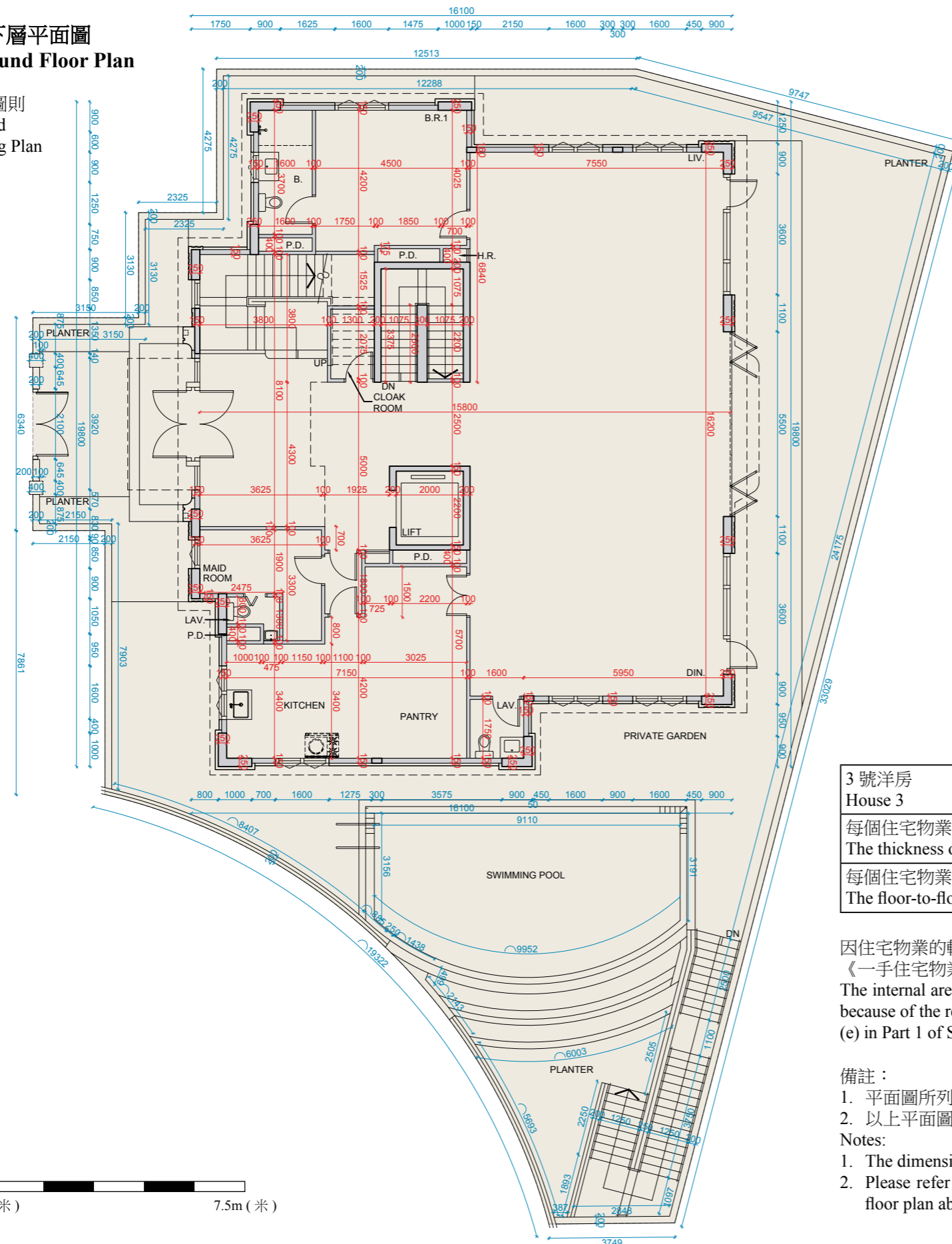
1. 平面圖所列之尺寸數字為以毫米標示之建築結構尺寸。
2. 以上平面圖中顯示之名詞及簡稱請參閱本節之首頁。
* 按批准建築圖則所述之樓層。

Notes:

1. The dimensions in the floor plans are all structural dimensions in millimeter.
2. Please refer to the first page of this section of this sales brochure for legend of the terms and abbreviation shown on the floor plan above.
* floor numbering as per approved general building plans.

3 號洋房地下層平面圖
House 3 Ground Floor Plan

根據批准建築圖則
As Per Approved
General Building Plan



3 號洋房 House 3	地下層 Ground Floor
每個住宅物業的樓板 (不包括灰泥) 的厚度 (毫米) The thickness of the floor slabs (excluding plaster) of each residential property (mm)	150, 175, 400
每個住宅物業的層與層之間的高度 (毫米) The floor-to-floor height of each residential property (mm)	4300, 4500

因住宅物業的較高樓層的結構牆的厚度遞減，較高樓層的內部面積，一般比較低樓層的內部面積稍大。(註：此根據《一手住宅物業銷售條例》附表 1 第一部第 10(2)(e) 條所規定的陳述並不適用於本發展項目。)
The internal areas of the residential properties on the upper floors will generally be slightly larger than those on the lower floors because of the reducing thickness of the structural walls on the upper floors. (Note: This statement requested under Section 10(2)(e) in Part 1 of Schedule 1 of the Residential Properties (First-hand Sales) Ordinance is not applicable to the Development.)

備註：

1. 平面圖所列之尺寸數字為以毫米標示之建築結構尺寸。
2. 以上平面圖中顯示之名詞及簡稱請參閱本節之首頁。

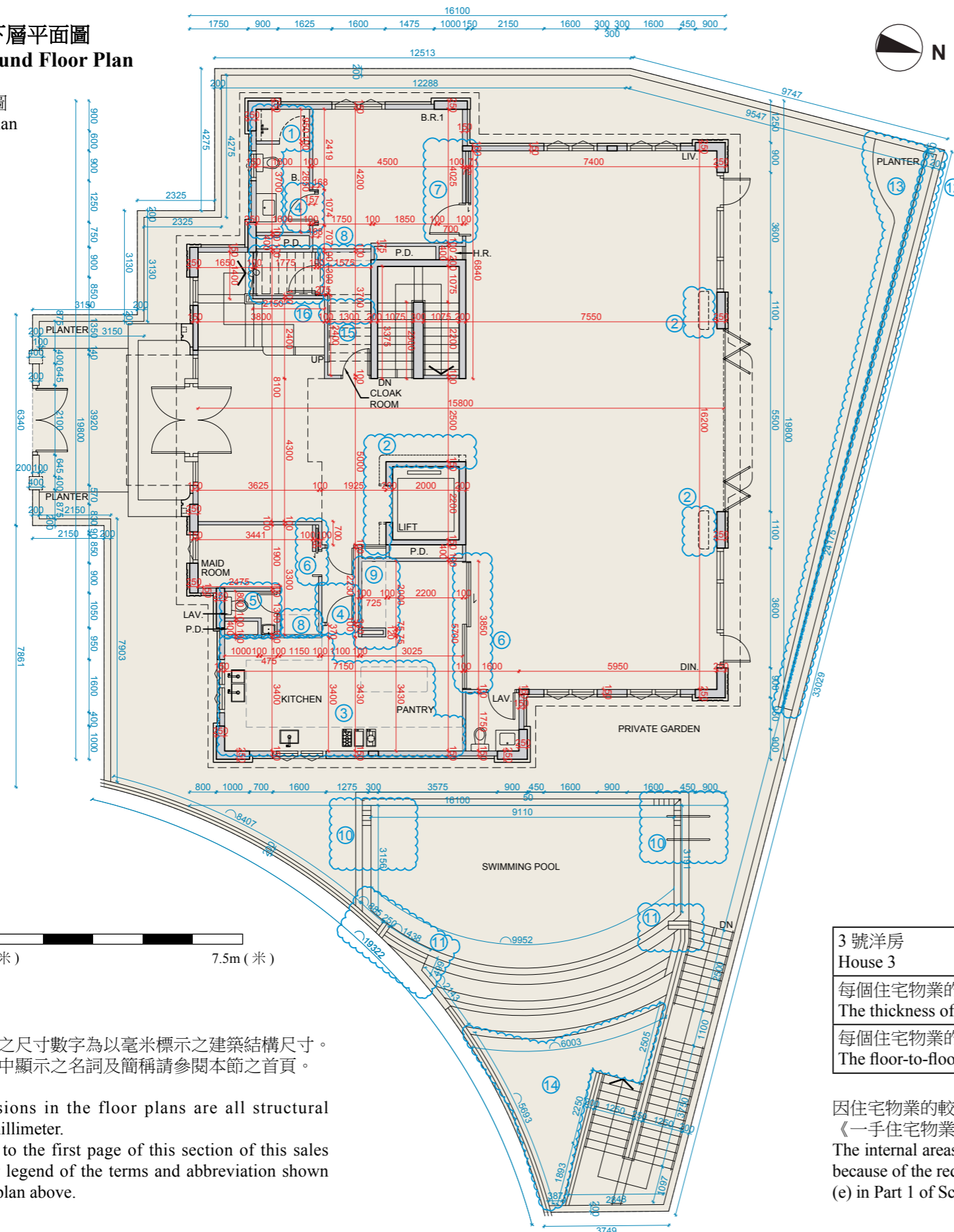
Notes:

1. The dimensions in the floor plans are all structural dimensions in millimeter.
2. Please refer to the first page of this section of this sales brochure for legend of the terms and abbreviation shown on the floor plan above.

比例尺 SCALE: 0m (米) 7.5m (米)

3 號洋房地下層平面圖
House 3 Ground Floor Plan

現狀間隔平面圖
Latest Layout Plan



備註：3 號洋房此部份因在發展項目落成後進行小型工程、指定豁免工程或獲《建築物條例》豁免的工程而有所改動，現狀請參閱有關現狀間隔平面圖。該等改動如下：

1. 洗滌盆及坐廁移位。安裝飾面牆、間牆、玻璃間隔及掩門。
2. 安裝飾面牆。
3. 安裝廚櫃。修改洗滌盆的位置及數量。
4. 修改間牆及掩門。
5. 修改間牆及拆除摺門。安裝掩門。
6. 修改間牆及拆除掩門。安裝間牆及趟門。
7. 修改間牆及掩門。安裝間牆及趟門。
8. 安裝櫃。
9. 安裝廚櫃及間牆。
10. 泳池豎梯移位。
11. 豎設及改動除防護欄障。
12. 安裝垂直綠化牆。
13. 修改花槽。
14. 拆除戶外花槽。
15. 拆除間牆。
16. 安裝間牆及掩門。

Notes: This part of House 3 has been altered by way of minor works, designated exempted works, or exempted works under the Buildings Ordinance after completion of the development, the latest condition of which is shown on the relevant latest layout plan. The alteration works are as follows:

1. Sink unit and toilet have been shifted. Furring wall, partition wall, glass partition and swing door have been installed.
2. Furring wall has been installed.
3. Kitchen cabinet has been installed. Location and number of sink unit have been modified.
4. Partition wall and swing door have been modified.
5. Partition wall has been modified and folding door has been removed. Swing door has been installed.
6. Partition wall has been modified and swing door has been removed. Partition wall and sliding door has been installed.
7. Partition wall and swing door have been modified. Partition wall and sliding door have been installed.
8. Cabinet has been installed.
9. Kitchen cabinet and partition wall have been installed.
10. Swimming pool ladder has been shifted.
11. Erection and alteration of protective barrier.
12. Vertical green wall has been installed.
13. Planter has been modified.
14. Removal of outdoor planter.
15. Partition wall has been removed.
16. Partition wall and swing door have been installed.

比例尺 SCALE: 0m (米) 7.5m (米)

備註：
1. 平面圖所列之尺寸數字為以毫米標示之建築結構尺寸。
2. 以上平面圖中顯示之名詞及簡稱請參閱本節之首頁。

Notes:
1. The dimensions in the floor plans are all structural dimensions in millimeter.
2. Please refer to the first page of this sales brochure for legend of the terms and abbreviation shown on the floor plan above.

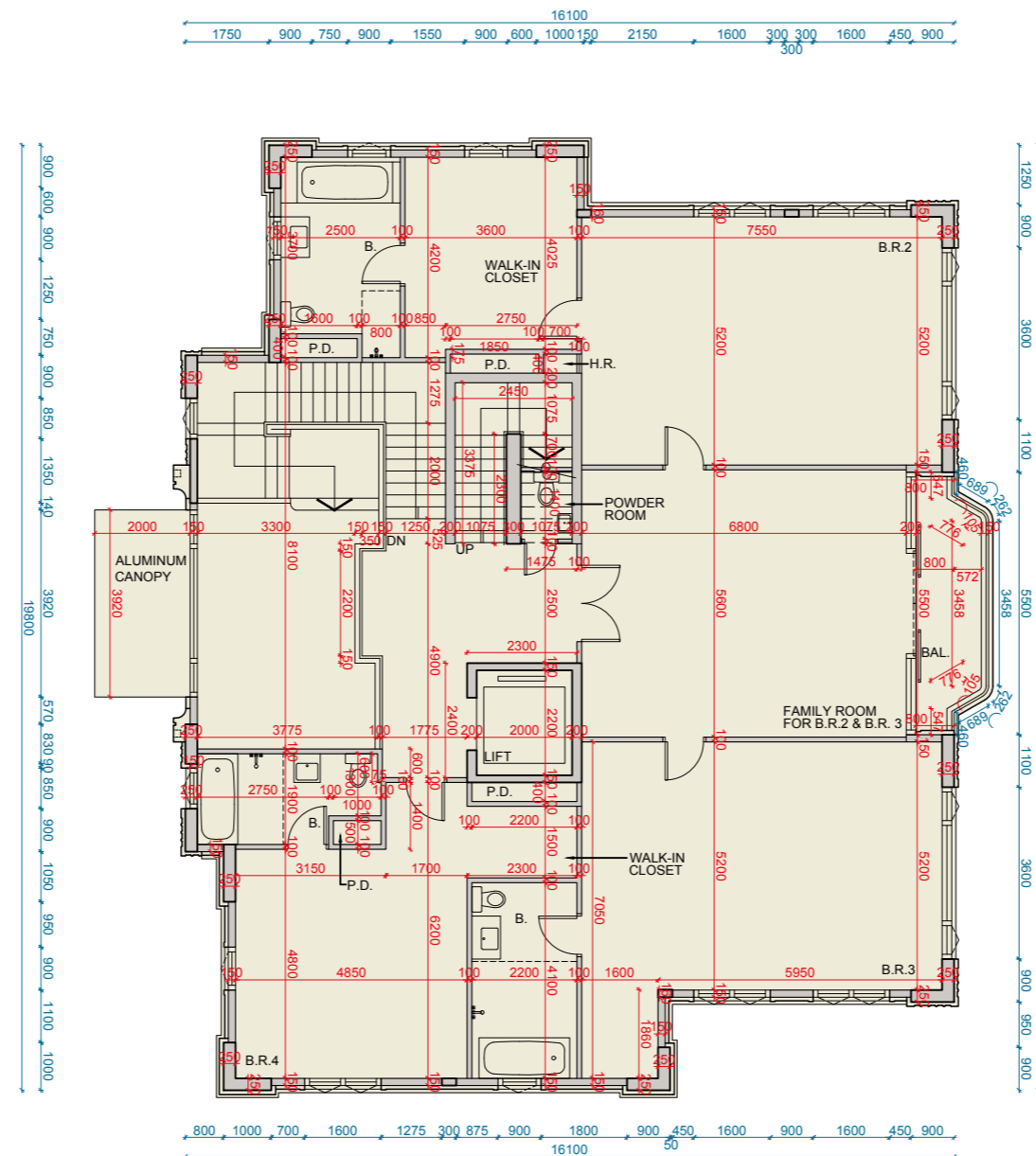
3 號洋房 House 3	地下層 Ground Floor
每個住宅物業的樓板 (不包括灰泥) 的厚度 (毫米) The thickness of the floor slabs (excluding plaster) of each residential property (mm)	150, 175, 400
每個住宅物業的層與層之間的高度 (毫米) The floor-to-floor height of each residential property (mm)	4300, 4500

因住宅物業的較高樓層的結構牆的厚度遞減，較高樓層的內部面積，一般比較低樓層的內部面積稍大。(註：此根據《一手住宅物業銷售條例》附表 1 第一部第 10(2)(e) 條所規定的陳述並不適用於本發展項目。)

The internal areas of the residential properties on the upper floors will generally be slightly larger than those on the lower floors because of the reducing thickness of the structural walls on the upper floors. (Note: This statement requested under Section 10(2)(e) in Part 1 of Schedule 1 of the Residential Properties (First-hand Sales) Ordinance is not applicable to the Development.)

3 號洋房一樓平面圖
House 3 First Floor Plan

根據批准建築圖則
As Per Approved General Building Plan



比例尺 SCALE: 0m (米) 7.5m (米)

3 號洋房 House 3	1 樓 First Floor
每個住宅物業的樓板 (不包括灰泥) 的厚度 (毫米) The thickness of the floor slabs (excluding plaster) of each residential property (mm)	150, 175, 225
每個住宅物業的層與層之間的高度 (毫米) The floor-to-floor height of each residential property (mm)	3300, 3500, 3700

因住宅物業的較高樓層的結構牆的厚度遞減，較高樓層的內部面積，一般比較低樓層的內部面積稍大。(註：此根據《一手住宅物業銷售條例》附表 1 第一部第 10(2)(e) 條所規定的陳述並不適用於本發展項目。)
The internal areas of the residential properties on the upper floors will generally be slightly larger than those on the lower floors because of the reducing thickness of the structural walls on the upper floors. (Note: This statement requested under Section 10(2)(e) in Part 1 of Schedule 1 of the Residential Properties (First-hand Sales) Ordinance is not applicable to the Development.)

備註：

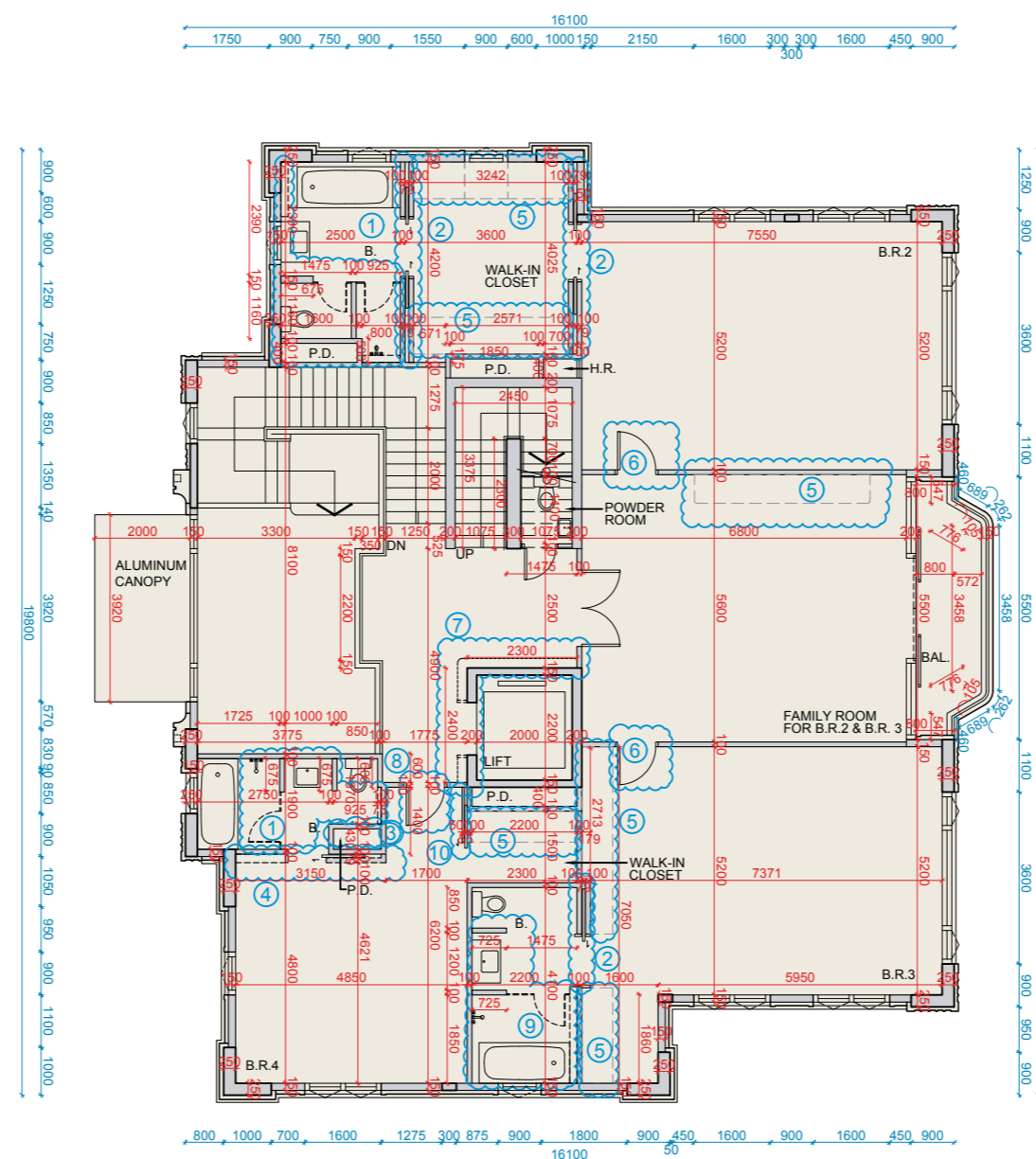
1. 平面圖所列之尺寸數字為以毫米標示之建築結構尺寸。
2. 以上平面圖中顯示之名詞及簡稱請參閱本節之首頁。

Notes:

1. The dimensions in the floor plans are all structural dimensions in millimeter.
2. Please refer to the first page of this section of this sales brochure for legend of the terms and abbreviation shown on the floor plan above.

3 號洋房一樓平面圖
House 3 First Floor Plan

現狀間隔平面圖
Latest Layout Plan



備註：3 號洋房此部份因在發展項目落成後進行小型工程、指定豁免工程或獲《建築物條例》豁免的工程而有所改動，現狀請參閱有關現狀間隔平面圖。該等改動如下：

1. 安裝飾面牆、間牆、玻璃間隔及掩門。
2. 修改間牆及拆除掩門。安裝間牆及趟門。
3. 修改間牆。
4. 拆除掩門。安裝間牆及趟門。
5. 安裝櫃。
6. 修改間牆及掩門。
7. 安裝飾面牆。
8. 對調原有掩門方向。
9. 洗滌盆移位。安裝飾面牆、間牆、玻璃間隔及掩門。
10. 安裝間牆及趟門。

Notes: This part of House 3 has been altered by way of minor works, designated exempted works, or exempted works under the Buildings Ordinance after completion of the development, the latest condition of which is shown on the relevant latest layout plan. The alteration works are as follows:

1. Furring wall, partition wall, glass partition and swing door have been installed.
2. Partition wall has been modified and swing door has been removed. Partition wall and sliding door have been installed.
3. Partition wall has been modified.
4. Swing door has been removed. Partition wall and sliding door have been installed.
5. Cabinet has been installed.
6. Partition wall and swing door have been modified.
7. Furring wall has been installed.
8. Original swing door direction has been mirrored.
9. Sink unit has been shifted. Furring wall, partition wall, glass partition and swing door have been installed.
10. Partition wall and sliding door have been installed.

比例尺 SCALE: 0m (米) 7.5m (米)

3 號洋房 House 3	1 樓 First Floor
每個住宅物業的樓板 (不包括灰泥) 的厚度 (毫米) The thickness of the floor slabs (excluding plaster) of each residential property (mm)	150, 175, 225
每個住宅物業的層與層之間的高度 (毫米) The floor-to-floor height of each residential property (mm)	3300, 3500, 3700

因住宅物業的較高樓層的結構牆的厚度遞減，較高樓層的內部面積，一般比較低樓層的內部面積稍大。(註：此根據《一手住宅物業銷售條例》附表 1 第一部第 10(2)(e) 條所規定的陳述並不適用於本發展項目。)

The internal areas of the residential properties on the upper floors will generally be slightly larger than those on the lower floors because of the reducing thickness of the structural walls on the upper floors. (Note: This statement requested under Section 10(2)(e) in Part 1 of Schedule 1 of the Residential Properties (First-hand Sales) Ordinance is not applicable to the Development.)

備註：

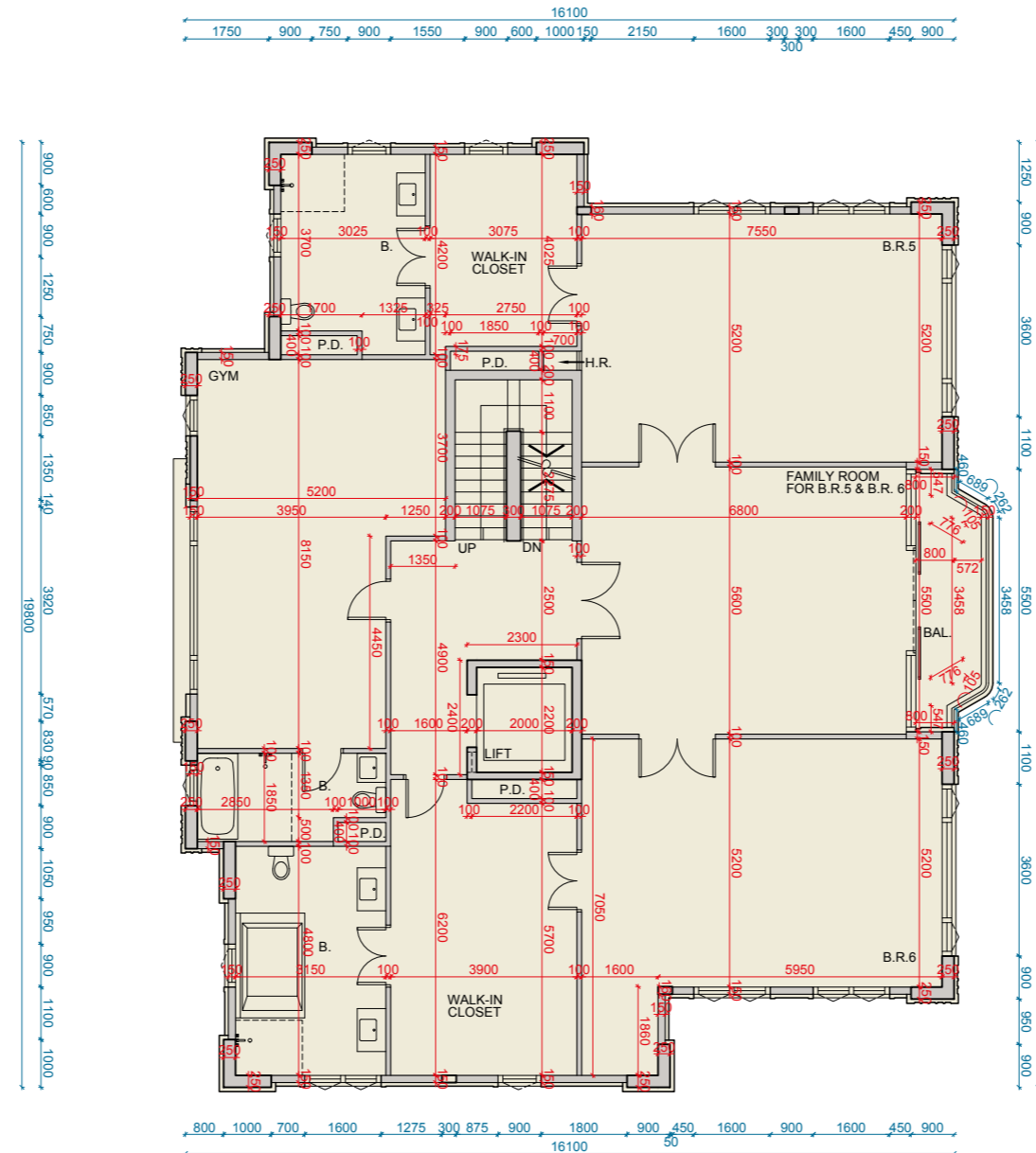
1. 平面圖所列之尺寸數字為以毫米標示之建築結構尺寸。
2. 以上平面圖中顯示之名詞及簡稱請參閱本節之首頁。

Notes:

1. The dimensions in the floor plans are all structural dimensions in millimeter.
2. Please refer to the first page of this section of this sales brochure for legend of the terms and abbreviation shown on the floor plan above.

3 號洋房二樓平面圖
House 3 Second Floor Plan

根據批准建築圖則
As Per Approved General Building Plan



比例尺 SCALE: 0m (米) 7.5m (米)

3 號洋房 House 3	2 樓 Second Floor
每個住宅物業的樓板 (不包括灰泥) 的厚度 (毫米) The thickness of the floor slabs (excluding plaster) of each residential property (mm)	150, 175, 225, 400
每個住宅物業的層與層之間的高度 (毫米) The floor-to-floor height of each residential property (mm)	3500, 3700

因住宅物業的較高樓層的結構牆的厚度遞減，較高樓層的內部面積，一般比較低樓層的內部面積稍大。(註：此根據《一手住宅物業銷售條例》附表 1 第一部第 10(2)(e) 條所規定的陳述並不適用於本發展項目。)
The internal areas of the residential properties on the upper floors will generally be slightly larger than those on the lower floors because of the reducing thickness of the structural walls on the upper floors. (Note: This statement requested under Section 10(2)(e) in Part 1 of Schedule 1 of the Residential Properties (First-hand Sales) Ordinance is not applicable to the Development.)

備註：

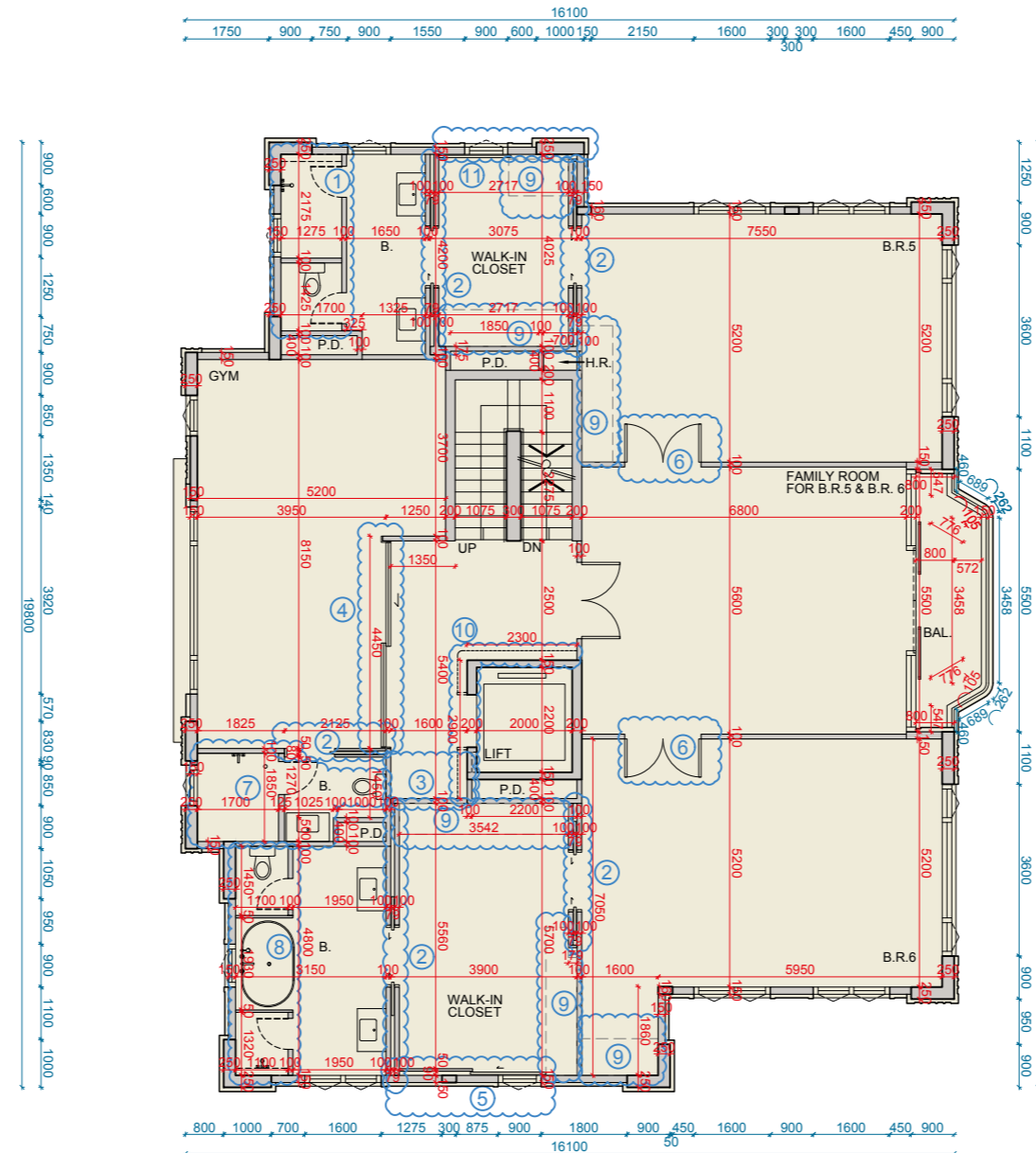
1. 平面圖所列之尺寸數字為以毫米標示之建築結構尺寸。
2. 以上平面圖中顯示之名詞及簡稱請參閱本節之首頁。

Notes:

1. The dimensions in the floor plans are all structural dimensions in millimeter.
2. Please refer to the first page of this section of this sales brochure for legend of the terms and abbreviation shown on the floor plan above.

3 號洋房二樓平面圖
House 3 Second Floor Plan

現狀間隔平面圖
Latest Layout Plan



比例尺 SCALE: 0m (米) 7.5m (米)

3 號洋房 House 3	2 樓 Second Floor
每個住宅物業的樓板 (不包括灰泥) 的厚度 (毫米) The thickness of the floor slabs (excluding plaster) of each residential property (mm)	150, 175, 225, 400
每個住宅物業的層與層之間的高度 (毫米) The floor-to-floor height of each residential property (mm)	3500, 3700

因住宅物業的較高樓層的結構牆的厚度遞減，較高樓層的內部面積，一般比較低樓層的內部面積稍大。(註：此根據《一手住宅物業銷售條例》附表 1 第一部第 10(2)(e) 條所規定的陳述並不適用於本發展項目。)
The internal areas of the residential properties on the upper floors will generally be slightly larger than those on the lower floors because of the reducing thickness of the structural walls on the upper floors. (Note: This statement requested under Section 10(2)(e) in Part 1 of Schedule 1 of the Residential Properties (First-hand Sales) Ordinance is not applicable to the Development.)

備註：3 號洋房此部份因在發展項目落成後進行小型工程、指定豁免工程或獲《建築物條例》豁免的工程而有所改動，現狀請參閱有關現狀間隔平面圖。該等改動如下：

1. 坐廁移位。安裝飾面牆、間牆及掩門。
2. 修改間牆及拆除掩門。安裝間牆及趟門。
3. 修改間牆及拆除掩門。
4. 修改間牆及拆除掩門。安裝趟門。
5. 安裝間牆及趟門。
6. 修改間牆及雙掩門。
7. 拆除浴缸。洗滌盆、沐浴花灑及坐廁移位。安裝間牆及掩門。
8. 坐廁及沐浴花灑移位。安裝飾面牆、間牆及掩門。
9. 安裝櫃。
10. 安裝飾面牆。
11. 安裝趟門。

Notes: This part of House 3 has been altered by way of minor works, designated exempted works, or exempted works under the Building Ordinance after completion of the development, the latest condition of which is shown on the relevant latest layout plan. The alteration works are as follows:

1. Toilet has been shifted. Furring wall, partition wall and swing door have been installed.
2. Partition wall has been modified and swing door has been removed. Partition wall and sliding door have been installed.
3. Partition wall has been modified and swing door has been removed.
4. Partition wall has been modified and swing door has been removed. Sliding door has been installed.
5. Partition wall and sliding door have been installed.
6. Partition wall and double swing door have been modified.
7. Bathtub has been removed. Sink unit, showerhead and toilet have been shifted. Partition wall and swing door have been installed.
8. Toilet and showerhead have been shifted. Furring wall, partition wall and swing door have been installed.
9. Cabinet has been installed.
10. Furring wall has been installed.
11. Sliding door has been installed.

備註：

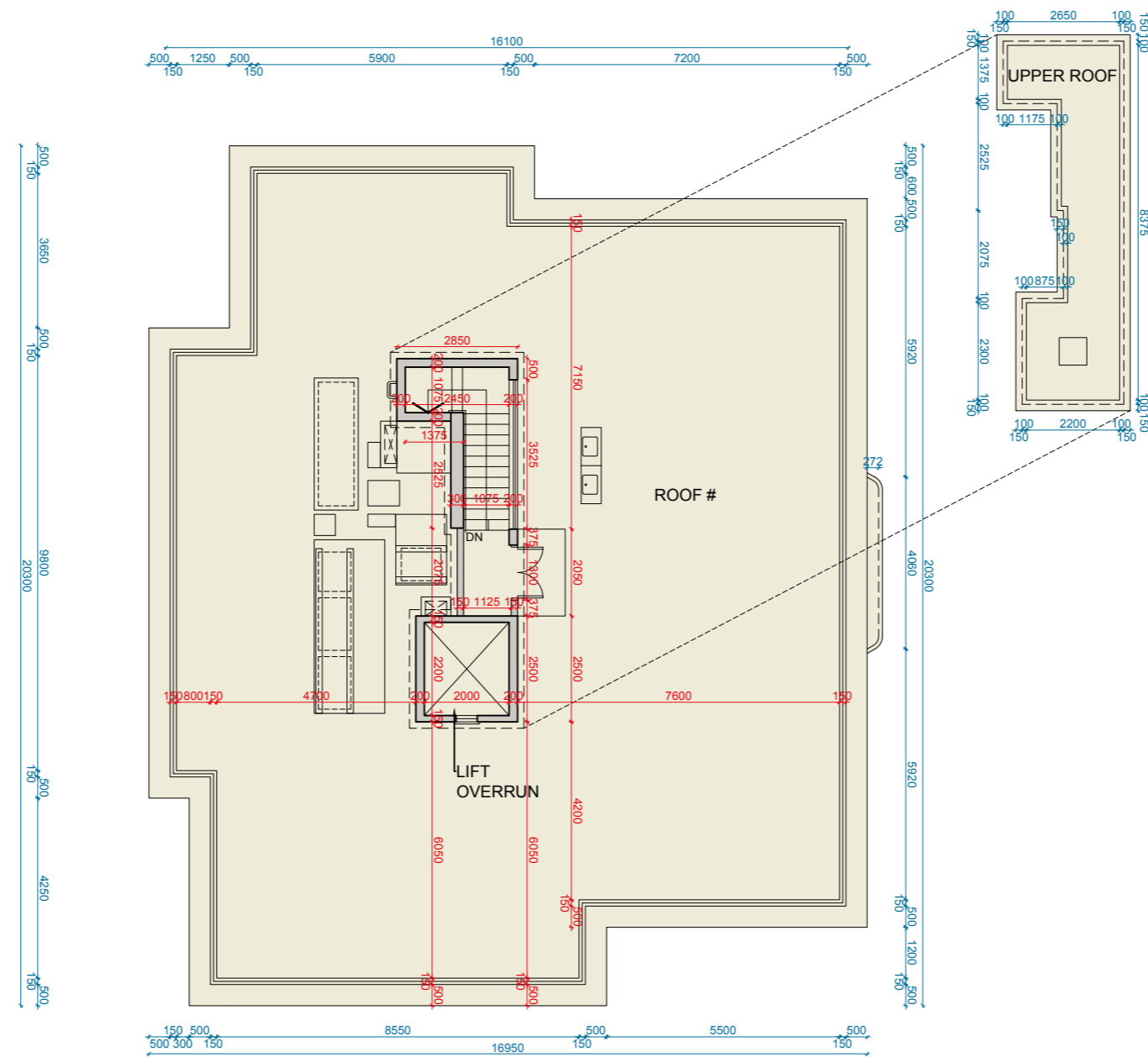
1. 平面圖所列之尺寸數字為以毫米標示之建築結構尺寸。
2. 以上平面圖中顯示之名詞及簡稱請參閱本節之首頁。

Notes:

1. The dimensions in the floor plans are all structural dimensions in millimeter.
2. Please refer to the first page of this section of this sales brochure for legend of the terms and abbreviation shown on the floor plan above.

3 號洋房天台平面圖
House 3 Roof Plan

根據批准建築圖則
As Per Approved General Building Plan



比例尺 SCALE: 0m (米) 7.5m (米)

3 號洋房 House 3	天台 Roof
每個住宅物業的樓板 (不包括灰泥) 的厚度 (毫米)^ The thickness of the floor slabs (excluding plaster) of each residential property (mm)^	150
每個住宅物業的層與層之間的高度 (毫米)^ The floor-to-floor height of each residential property (mm)^	2800

因住宅物業的較高樓層的結構牆的厚度遞減，較高樓層的內部面積，一般比較低樓層的內部面積稍大。(註：此根據《一手住宅物業銷售條例》附表 1 第一部第 10(2)(e) 條所規定的陳述並不適用於本發展項目。)
The internal areas of the residential properties on the upper floors will generally be slightly larger than those on the lower floors because of the reducing thickness of the structural walls on the upper floors. (Note: This statement requested under Section 10(2)(e) in Part 1 of Schedule 1 of the Residential Properties (First-hand Sales) Ordinance is not applicable to the Development.)

備註：

1. 平面圖所列之尺寸數字為以毫米標示之建築結構尺寸。
 2. 以上平面圖中顯示之名詞及簡稱請參閱本節之首頁。
- # 批准建築圖則所述之平台。
^ 只適用於梯屋。

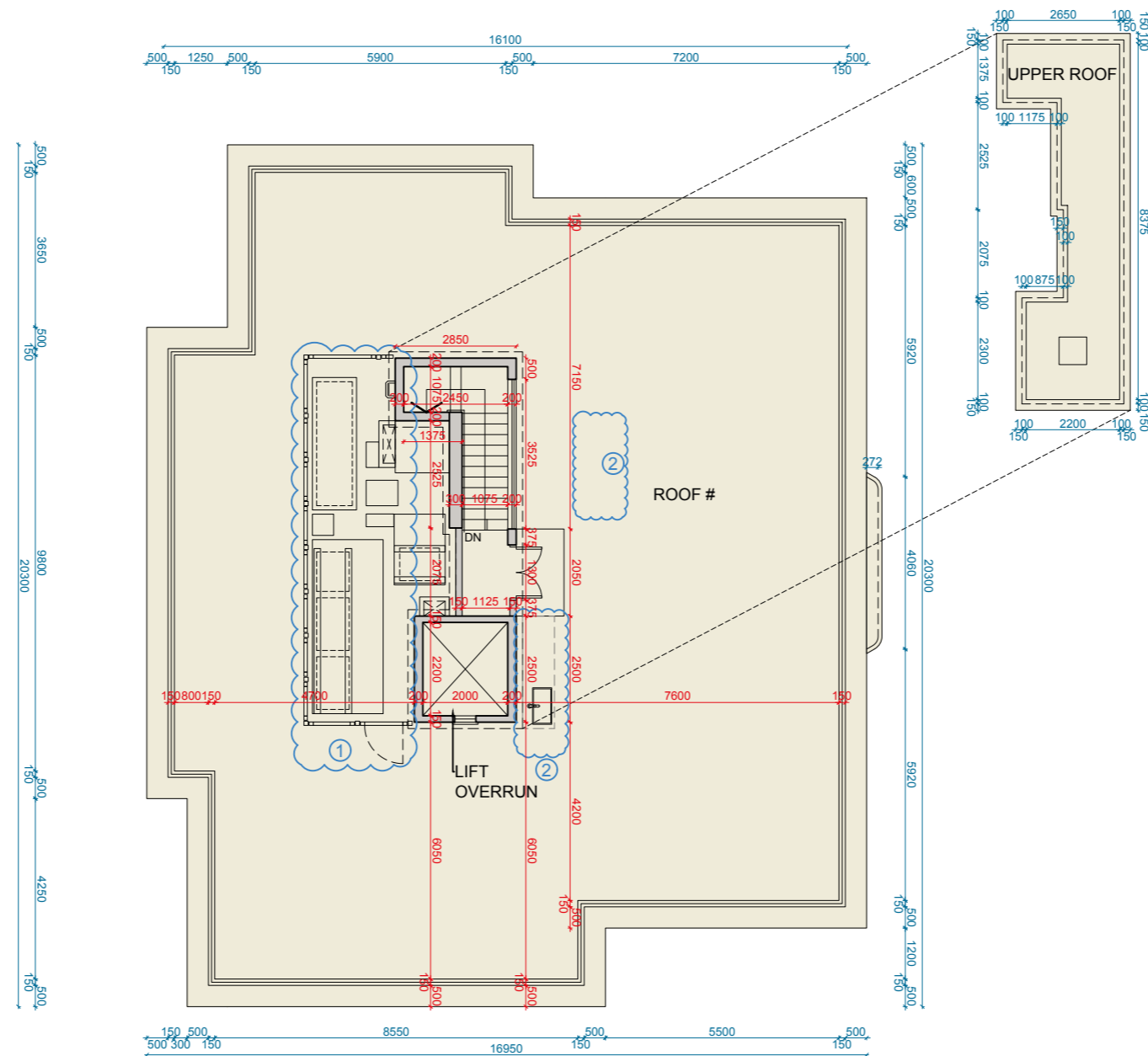
Notes:

1. The dimensions in the floor plans are all structural dimensions in millimeter.
 2. Please refer to the first page of this section of this sales brochure for legend of the terms and abbreviation shown on the floor plan above.
- # Flat roof under approved general building plans.
^ Applicable only to stairhood.



3 號洋房天台平面圖
House 3 Roof Plan

現狀間隔平面圖
Latest Layout Plan



比例尺 SCALE: 0m (米) 7.5m (米)

3 號洋房 House 3	天台 Roof
每個住宅物業的樓板 (不包括灰泥) 的厚度 (毫米) [^] The thickness of the floor slabs (excluding plaster) of each residential property (mm) [^]	150
每個住宅物業的層與層之間的高度 (毫米) [^] The floor-to-floor height of each residential property (mm) [^]	2800

因住宅物業的較高樓層的結構牆的厚度遞減，較高樓層的內部面積，一般比較低樓層的內部面積稍大。(註：此根據《一手住宅物業銷售條例》附表 1 第一部第 10(2)(e) 條所規定的陳述並不適用於本發展項目。)
The internal areas of the residential properties on the upper floors will generally be slightly larger than those on the lower floors because of the reducing thickness of the structural walls on the upper floors. (Note: This statement requested under Section 10(2)(e) in Part 1 of Schedule 1 of the Residential Properties (First-hand Sales) Ordinance is not applicable to the Development.)

備註：3 號洋房此部份因在發展項目落成後進行小型工程、指定豁免工程或獲《建築物條例》豁免的工程而有所改動，現狀請參閱有關現狀間隔平面圖。該等改動如下：

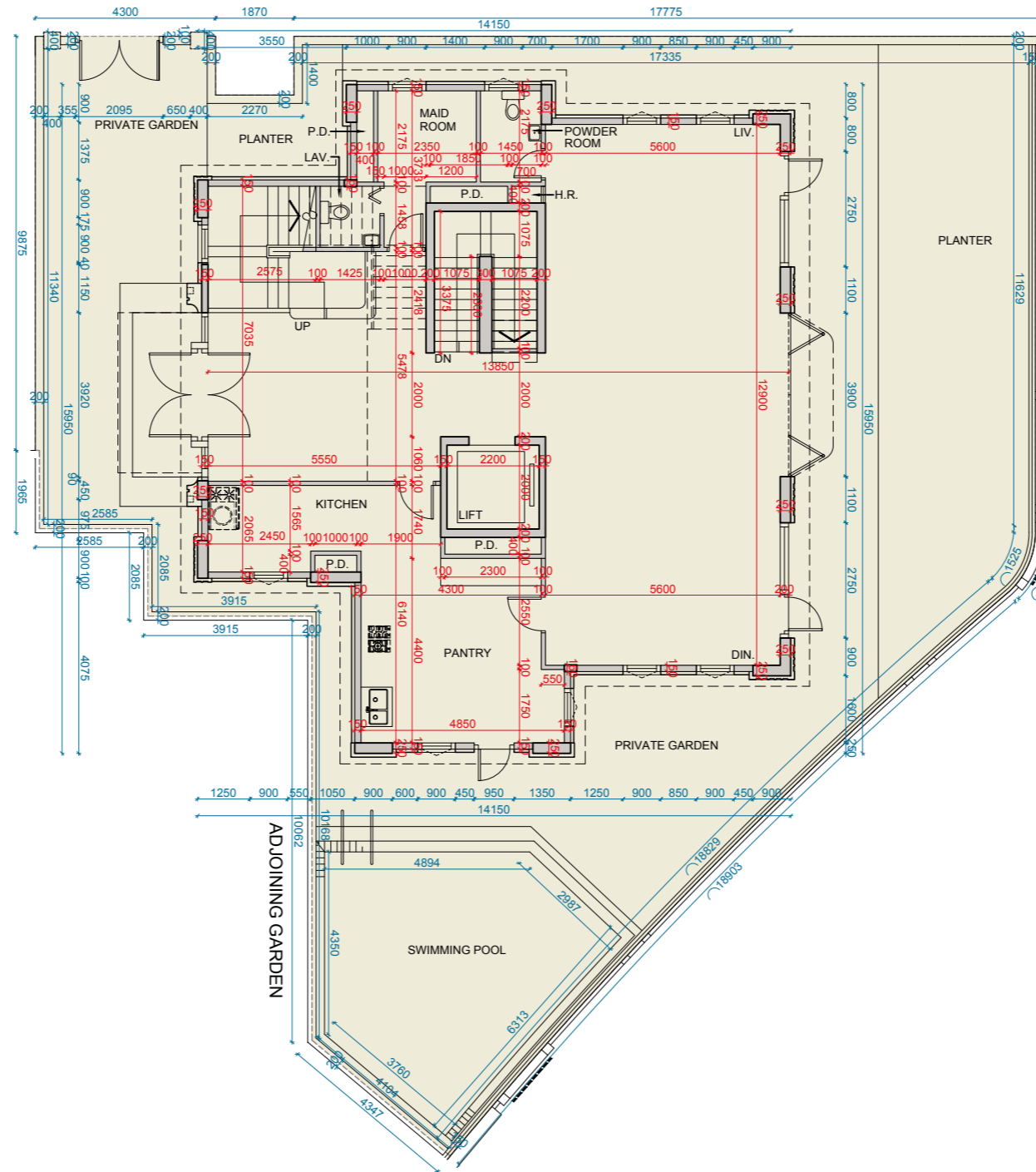
1. 豎設金屬欄杆。
 2. 修改洗滌盆的位置及數量。
- Notes: This part of House 3 has been altered by way of minor works, designated exempted works, or exempted works under the Buildings Ordinance after completion of the development, the latest condition of which is shown on the relevant latest layout plan. The alteration works are as follows:
1. Metal fence has been erected.
 2. Location and number of sink unit have been modified.

- 備註：
1. 平面圖所列之尺寸數字為以毫米標示之建築結構尺寸。
 2. 以上平面圖中顯示之名詞及簡稱請參閱本節之首頁。
- # 批准建築圖則所述之平台。
^ 只適用於梯屋。

- Notes:
1. The dimensions in the floor plans are all structural dimensions in millimeter.
 2. Please refer to the first page of this section of this sales brochure for legend of the terms and abbreviation shown on the floor plan above.
- # Flat roof under approved general building plans.
^ Applicable only to stairhood.

5 號洋房地下層平面圖
House 5 Ground Floor Plan

根據批准建築圖則
As Per Approved General Building Plan



比例尺 SCALE: 0m (米) 7.5m (米)

5 號洋房 House 5	地下層 Ground Floor
每個住宅物業的樓板 (不包括灰泥) 的厚度 (毫米) The thickness of the floor slabs (excluding plaster) of each residential property (mm)	150, 175, 400
每個住宅物業的層與層之間的高度 (毫米) The floor-to-floor height of each residential property (mm)	4300, 4500

備註:

1. 平面圖所列之尺寸數字為以毫米標示之建築結構尺寸。
2. 以上平面圖中顯示之名詞及簡稱請參閱本節之首頁。

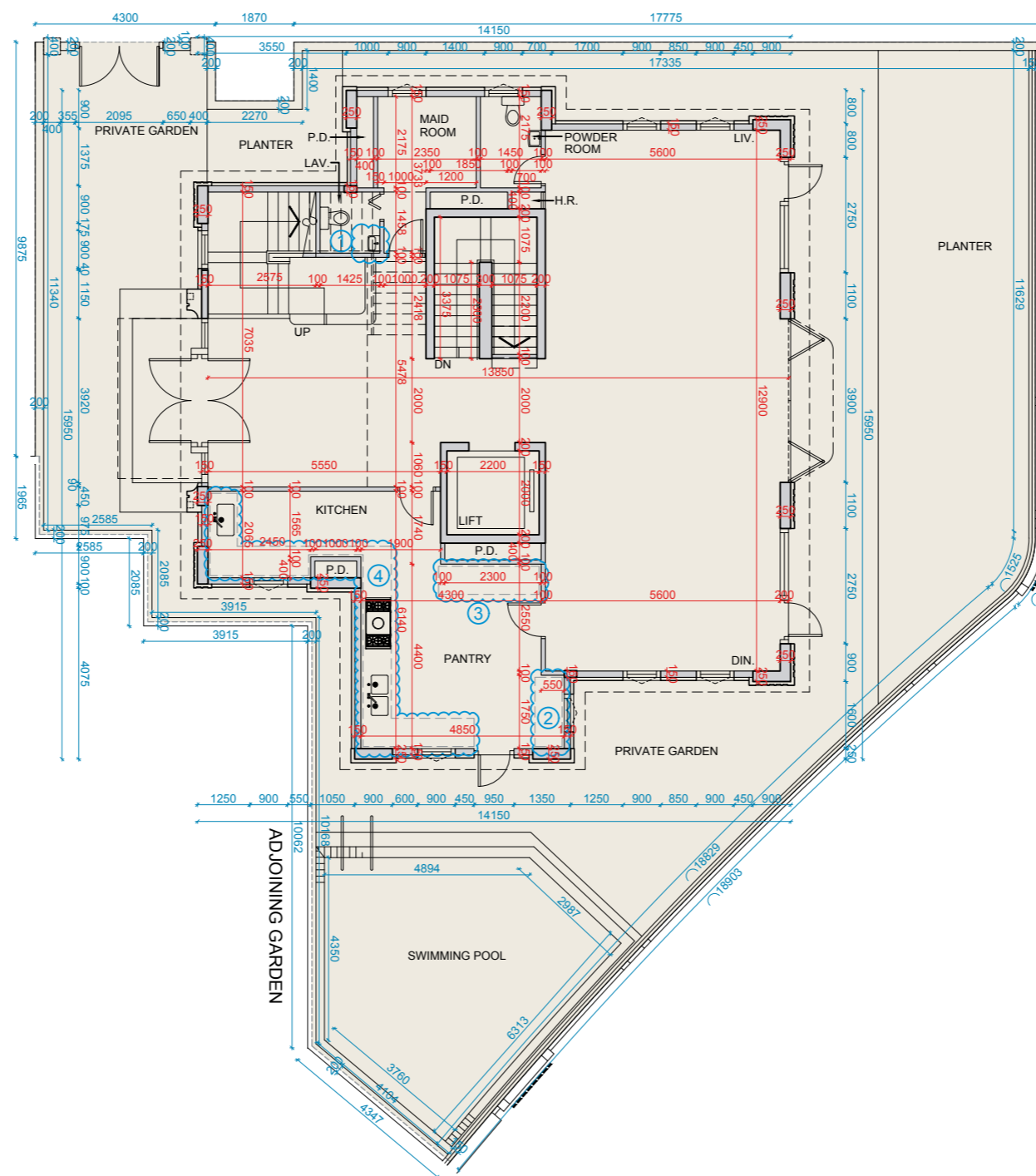
Notes:

1. The dimensions in the floor plans are all structural dimensions in millimeter.
2. Please refer to the first page of this section of this sales brochure for legend of the terms and abbreviation shown on the floor plan above.

因住宅物業的較高樓層的結構牆的厚度遞減，較高樓層的內部面積，一般比較低樓層的內部面積稍大。(註：此根據《一手住宅物業銷售條例》附表 1 第一部第 10(2)(e) 條所規定的陳述並不適用於本發展項目。)
The internal areas of the residential properties on the upper floors will generally be slightly larger than those on the lower floors because of the reducing thickness of the structural walls on the upper floors. (Note: This statement requested under Section 10(2)(e) in Part 1 of Schedule 1 of the Residential Properties (First-hand Sales) Ordinance is not applicable to the Development.)

5 號洋房地下層平面圖
House 5 Ground Floor Plan

現狀間隔平面圖
Latest Layout Plan



比例尺 SCALE: 0m (米) 7.5m (米)

5 號洋房 House 5	地下層 Ground Floor
每個住宅物業的樓板 (不包括灰泥) 的厚度 (毫米) The thickness of the floor slabs (excluding plaster) of each residential property (mm)	150, 175, 400
每個住宅物業的層與層之間的高度 (毫米) The floor-to-floor height of each residential property (mm)	4300, 4500

備註：5 號洋房此部份因在發展項目落成後進行小型工程、指定豁免工程或獲《建築物條例》豁免的工程而有所改動，現狀請參閱有關現狀間隔平面圖。該等改動如下：

1. 洗滌盆移位。
2. 安裝廚櫃。
3. 修改廚櫃。
4. 安裝廚櫃。修改洗滌盆的位置及數量。

Notes: This part of House 5 has been altered by way of minor works, designated exempted works, or exempted works under the Buildings Ordinance after completion of the development, the latest condition of which is shown on the relevant latest layout plan. The alteration works are as follows:

1. Sink unit has been shifted.
2. Kitchen cabinet has been installed.
3. Kitchen cabinet has been modified.
4. Kitchen cabinet has been installed. Location and number of sink unit have been modified.

備註：

1. 平面圖所列之尺寸數字為以毫米標示之建築結構尺寸。
2. 以上平面圖中顯示之名詞及簡稱請參閱本節之首頁。

Notes:

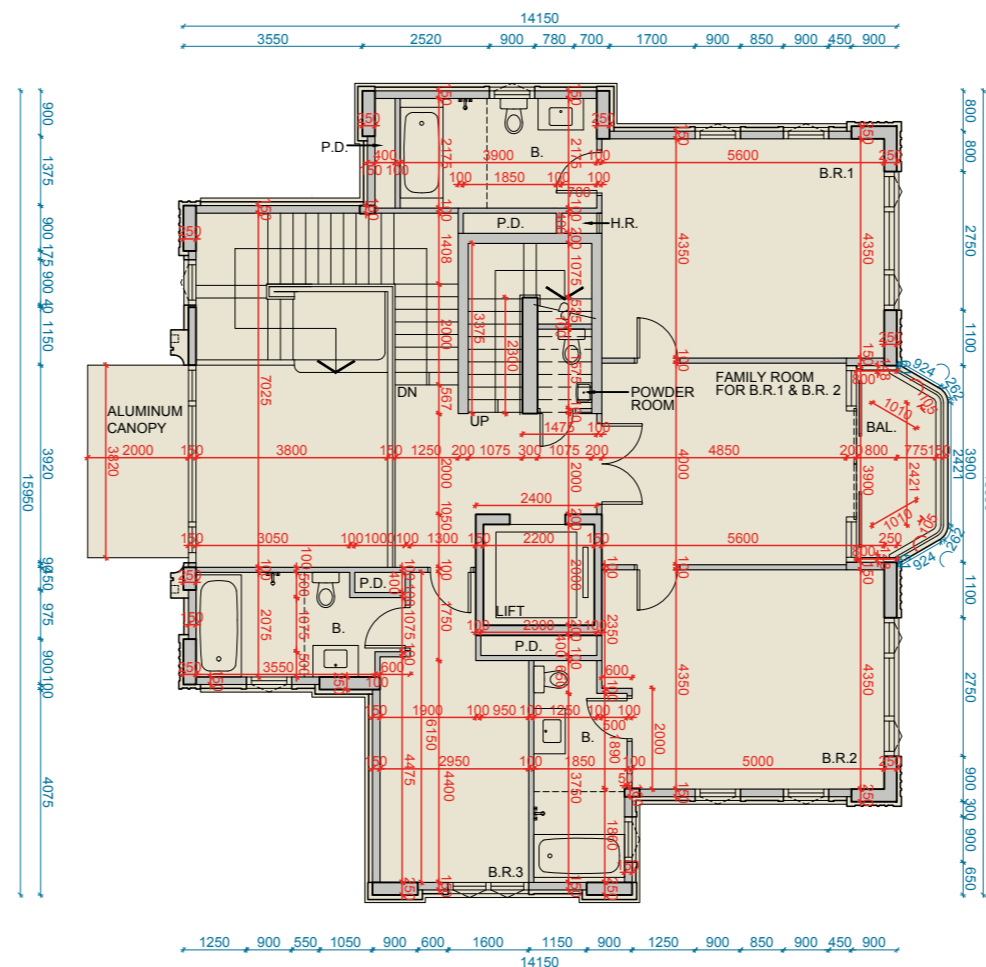
1. The dimensions in the floor plans are all structural dimensions in millimeter.
2. Please refer to the first page of this section of this sales brochure for legend of the terms and abbreviation shown on the floor plan above.

因住宅物業的較高樓層的結構牆的厚度遞減，較高樓層的內部面積，一般比較低樓層的內部面積稍大。（註：此根據《一手住宅物業銷售條例》附表 1 第一部第 10(2)(e) 條所規定的陳述並不適用於本發展項目。）

The internal areas of the residential properties on the upper floors will generally be slightly larger than those on the lower floors because of the reducing thickness of the structural walls on the upper floors. (Note: This statement requested under Section 10(2)(e) in Part 1 of Schedule 1 of the Residential Properties (First-hand Sales) Ordinance is not applicable to the Development.)

5 號洋房一樓平面圖
House 5 First Floor Plan

根據批准建築圖則
As Per Approved General Building Plan



比例尺 SCALE: 0m (米) 7.5m (米)

5 號洋房 House 5	1 樓 First Floor
每個住宅物業的樓板 (不包括灰泥) 的厚度 (毫米) The thickness of the floor slabs (excluding plaster) of each residential property (mm)	150, 175, 225
每個住宅物業的層與層之間的高度 (毫米) The floor-to-floor height of each residential property (mm)	3300, 3500, 3700

因住宅物業的較高樓層的結構牆的厚度遞減，較高樓層的內部面積，一般比較低樓層的內部面積稍大。(註：此根據《一手住宅物業銷售條例》附表 1 第一部第 10(2)(e) 條所規定的陳述並不適用於本發展項目。)

The internal areas of the residential properties on the upper floors will generally be slightly larger than those on the lower floors because of the reducing thickness of the structural walls on the upper floors. (Note: This statement requested under Section 10(2)(e) in Part 1 of Schedule 1 of the Residential Properties (First-hand Sales) Ordinance is not applicable to the Development.)

備註：

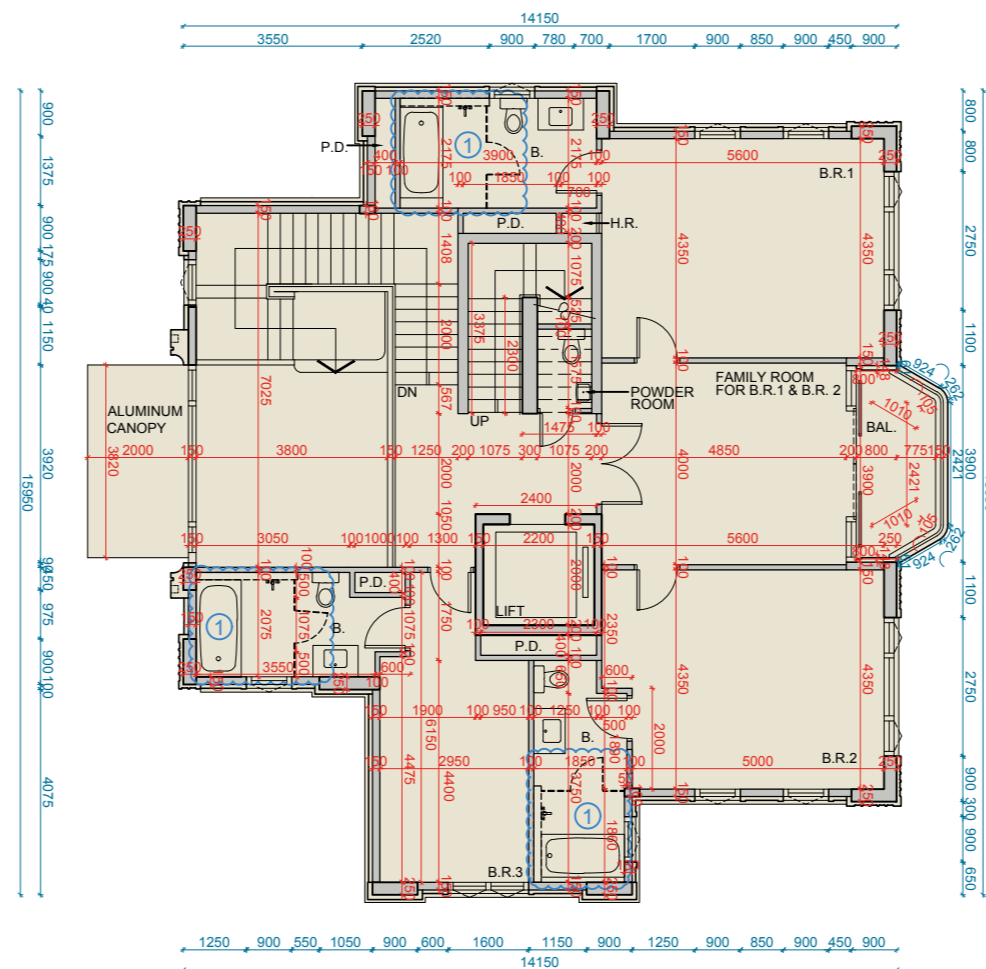
1. 平面圖所列之尺寸數字為以毫米標示之建築結構尺寸。
2. 以上平面圖中顯示之名詞及簡稱請參閱本節之首頁。

Notes:

1. The dimensions in the floor plans are all structural dimensions in millimeter.
2. Please refer to the first page of this section of this sales brochure for legend of the terms and abbreviation shown on the floor plan above.

5 號洋房一樓平面圖
House 5 First Floor Plan

現狀間隔平面圖
Latest Layout Plan



備註：5 號洋房此部份因在發展項目落成後進行小型工程、指定豁免工程或獲《建築物條例》豁免的工程而有所改動，現狀請參閱有關現狀間隔平面圖。該等改動如下：

1. 安裝飾面牆、玻璃間隔及掩門。

Notes: This part of House 5 has been altered by way of minor works, designated exempted works, or exempted works under the Buildings Ordinance after completion of the development, the latest condition of which is shown on the relevant latest layout plan. The alteration works are as follows:

1. Furring wall, glass partition and swing door have been installed.

比例尺 SCALE: 0m (米) 7.5m (米)

5 號洋房 House 5	1 樓 First Floor
每個住宅物業的樓板 (不包括灰泥) 的厚度 (毫米) The thickness of the floor slabs (excluding plaster) of each residential property (mm)	150, 175, 225
每個住宅物業的層與層之間的高度 (毫米) The floor-to-floor height of each residential property (mm)	3300, 3500, 3700

因住宅物業的較高樓層的結構牆的厚度遞減，較高樓層的內部面積，一般比較低樓層的內部面積稍大。(註：此根據《一手住宅物業銷售條例》附表 1 第一部第 10(2)(e) 條所規定的陳述並不適用於本發展項目。)

The internal areas of the residential properties on the upper floors will generally be slightly larger than those on the lower floors because of the reducing thickness of the structural walls on the upper floors. (Note: This statement requested under Section 10(2)(e) in Part 1 of Schedule 1 of the Residential Properties (First-hand Sales) Ordinance is not applicable to the Development.)

備註：

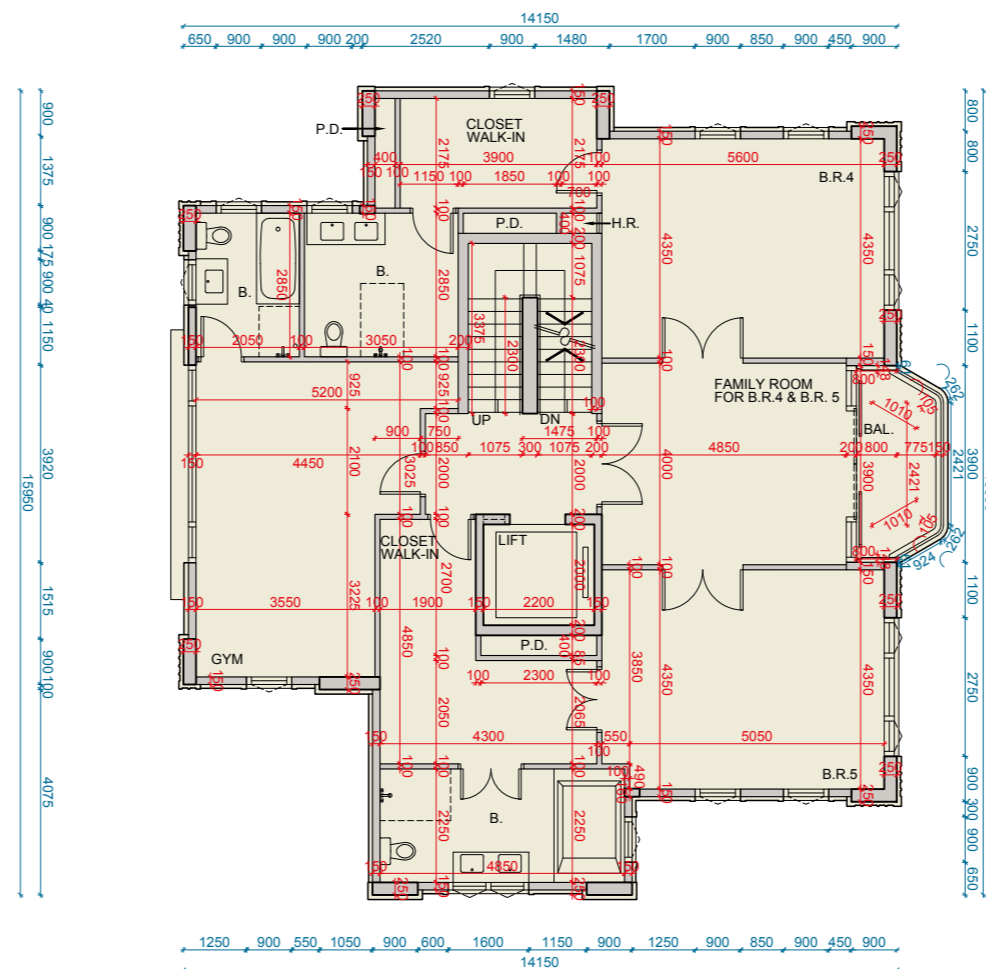
1. 平面圖所列之尺寸數字為以毫米標示之建築結構尺寸。
2. 以上平面圖中顯示之名詞及簡稱請參閱本節之首頁。

Notes:

1. The dimensions in the floor plans are all structural dimensions in millimeter.
2. Please refer to the first page of this section of this sales brochure for legend of the terms and abbreviation shown on the floor plan above.

5 號洋房二樓平面圖
House 5 Second Floor Plan

根據批准建築圖則
As Per Approved General Building Plan



比例尺 SCALE: 0m (米) 7.5m (米)

5 號洋房 House 5	2 樓 Second Floor
每個住宅物業的樓板 (不包括灰泥) 的厚度 (毫米) The thickness of the floor slabs (excluding plaster) of each residential property (mm)	150, 175, 225
每個住宅物業的層與層之間的高度 (毫米) The floor-to-floor height of each residential property (mm)	3500, 3700

因住宅物業的較高樓層的結構牆的厚度遞減，較高樓層的內部面積，一般比較低樓層的內部面積稍大。(註：此根據《一手住宅物業銷售條例》附表 1 第一部第 10(2)(e) 條所規定的陳述並不適用於本發展項目。)
The internal areas of the residential properties on the upper floors will generally be slightly larger than those on the lower floors because of the reducing thickness of the structural walls on the upper floors. (Note: This statement requested under Section 10(2)(e) in Part 1 of Schedule 1 of the Residential Properties (First-hand Sales) Ordinance is not applicable to the Development.)

備註：

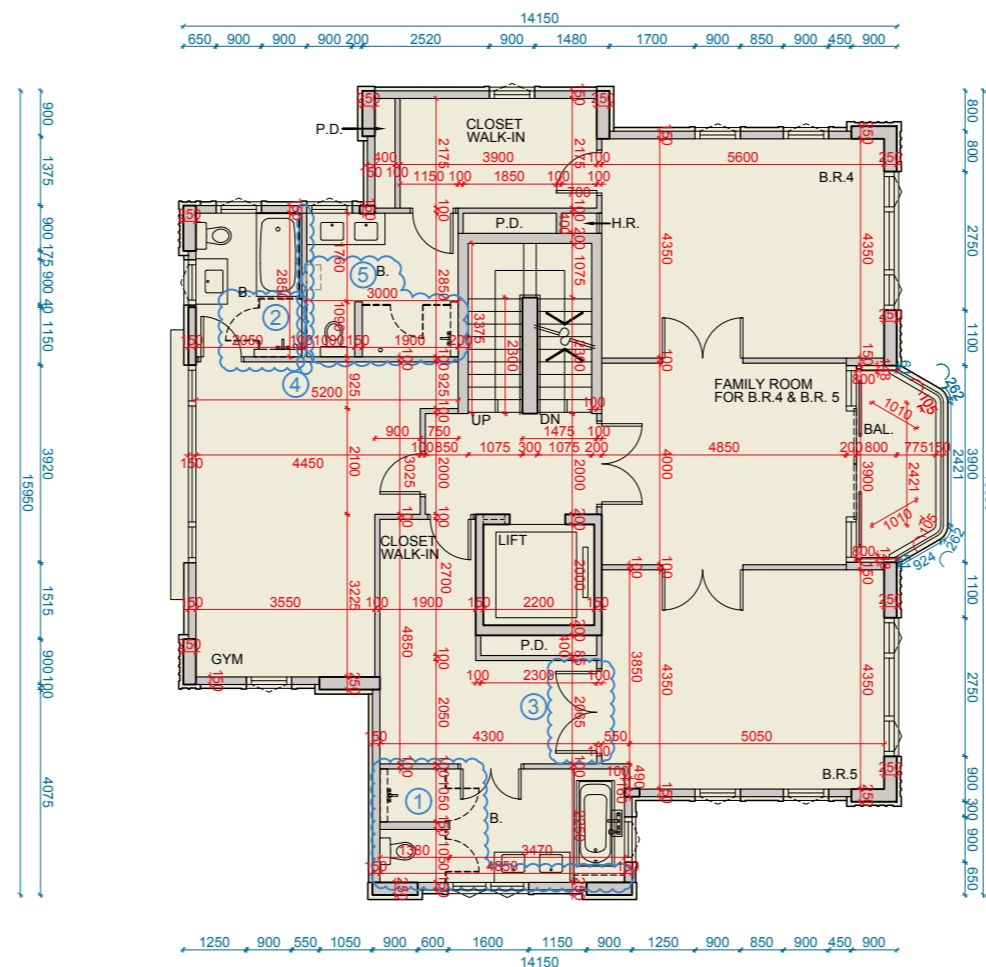
1. 平面圖所列之尺寸數字為以毫米標示之建築結構尺寸。
2. 以上平面圖中顯示之名詞及簡稱請參閱本節之首頁。

Notes:

1. The dimensions in the floor plans are all structural dimensions in millimeter.
2. Please refer to the first page of this section of this sales brochure for legend of the terms and abbreviation shown on the floor plan above.

5 號洋房二樓平面圖
House 5 Second Floor Plan

現狀間隔平面圖
Latest Layout Plan



備註：5 號洋房此部份因在發展項目落成後進行小型工程、指定豁免工程或獲《建築物條例》豁免的工程而有所改動，現狀請參閱有關現狀間隔平面圖。該等改動如下：

1. 安裝飾面牆、間牆、玻璃間隔及掩門。洗滌盆移位。
2. 安裝飾面牆、玻璃間隔及掩門。
3. 修改間牆及雙掩門。
4. 修改間牆。
5. 安裝櫃、飾面牆、間牆、玻璃間隔及掩門。沐浴花灑移位。

Notes: This part of House 5 has been altered by way of minor works, designated exempted works, or exempted works under the Building Ordinance after completion of the development, the latest condition of which is shown on the relevant latest layout plan. The alteration works are as follows:

1. Furring wall, partition wall, glass partition and swing door have been installed. Sink unit has been shifted.
2. Furring wall, glass partition and swing door have been installed.
3. Partition wall and double swing door have been modified.
4. Partition wall has been modified.
5. Cabinet, furring wall, partition wall, glass partition and swing door have been installed. Showerhead has been shifted.

比例尺 SCALE: 0m (米) 7.5m (米)

5 號洋房 House 5	2 樓 Second Floor
每個住宅物業的樓板 (不包括灰泥) 的厚度 (毫米) The thickness of the floor slabs (excluding plaster) of each residential property (mm)	150, 175, 225
每個住宅物業的層與層之間的高度 (毫米) The floor-to-floor height of each residential property (mm)	3500, 3700

因住宅物業的較高樓層的結構牆的厚度遞減，較高樓層的內部面積，一般比較低樓層的內部面積稍大。(註：此根據《一手住宅物業銷售條例》附表 1 第一部第 10(2)(e) 條所規定的陳述並不適用於本發展項目。)

The internal areas of the residential properties on the upper floors will generally be slightly larger than those on the lower floors because of the reducing thickness of the structural walls on the upper floors. (Note: This statement requested under Section 10(2)(e) in Part 1 of Schedule 1 of the Residential Properties (First-hand Sales) Ordinance is not applicable to the Development.)

備註：

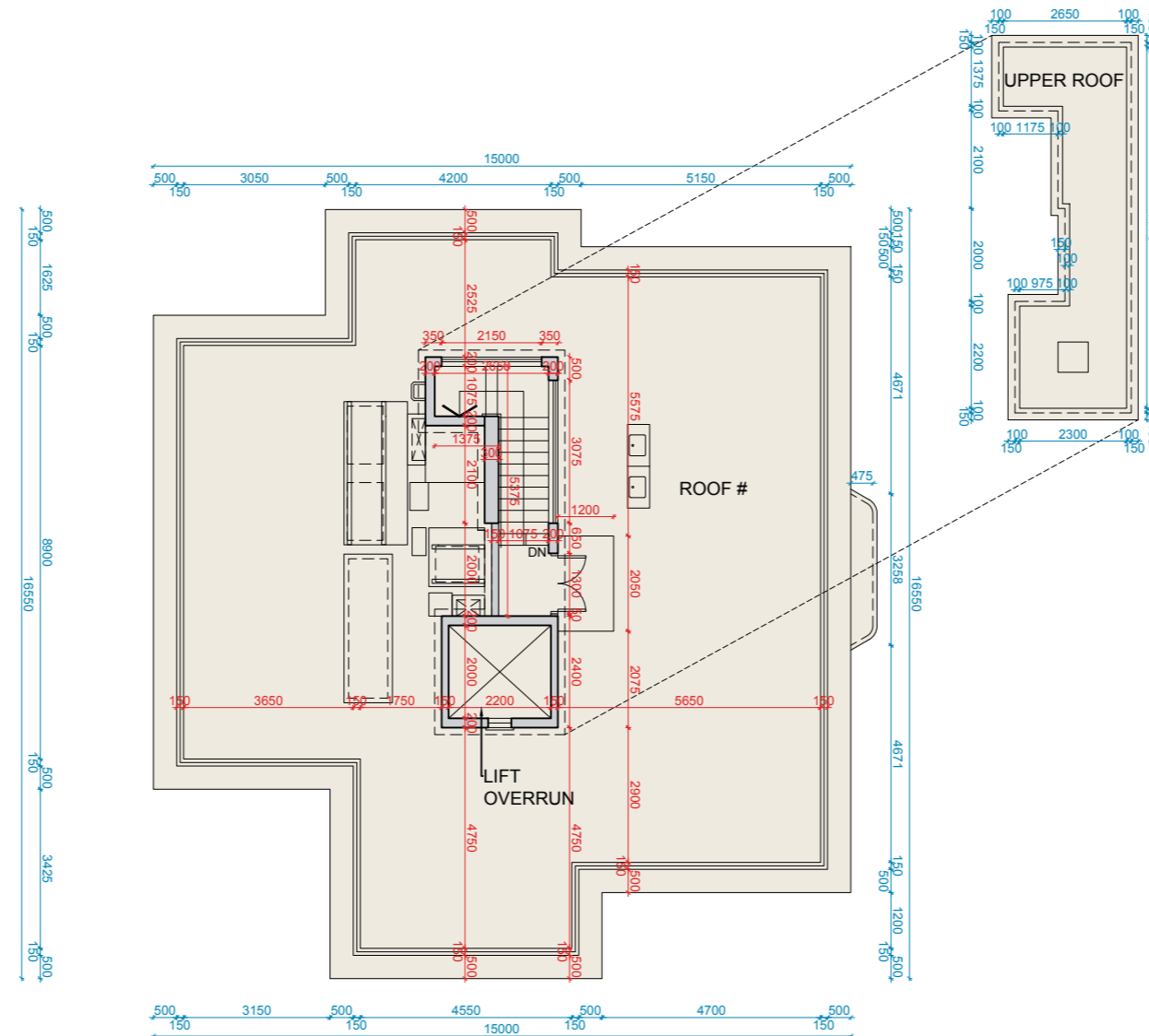
1. 平面圖所列之尺寸數字為以毫米標示之建築結構尺寸。
2. 以上平面圖中顯示之名詞及簡稱請參閱本節之首頁。

Notes:

1. The dimensions in the floor plans are all structural dimensions in millimeter.
2. Please refer to the first page of this section of this sales brochure for legend of the terms and abbreviation shown on the floor plan above.

5 號洋房天台平面圖
House 5 Roof Plan

根據批准建築圖則
As Per Approved General Building Plan



比例尺 SCALE: 0m (米) 7.5m (米)

5 號洋房 House 5	天台 Roof
每個住宅物業的樓板 (不包括灰泥) 的厚度 (毫米) [^] The thickness of the floor slabs (excluding plaster) of each residential property (mm) [^]	150
每個住宅物業的層與層之間的高度 (毫米) [^] The floor-to-floor height of each residential property (mm) [^]	2800

因住宅物業的較高樓層的結構牆的厚度遞減，較高樓層的內部面積，一般比較低樓層的內部面積稍大。(註：此根據《一手住宅物業銷售條例》附表 1 第一部第 10(2)(e) 條所規定的陳述並不適用於本發展項目。)
The internal areas of the residential properties on the upper floors will generally be slightly larger than those on the lower floors because of the reducing thickness of the structural walls on the upper floors. (Note: This statement requested under Section 10(2)(e) in Part 1 of Schedule 1 of the Residential Properties (First-hand Sales) Ordinance is not applicable to the Development.)

備註：

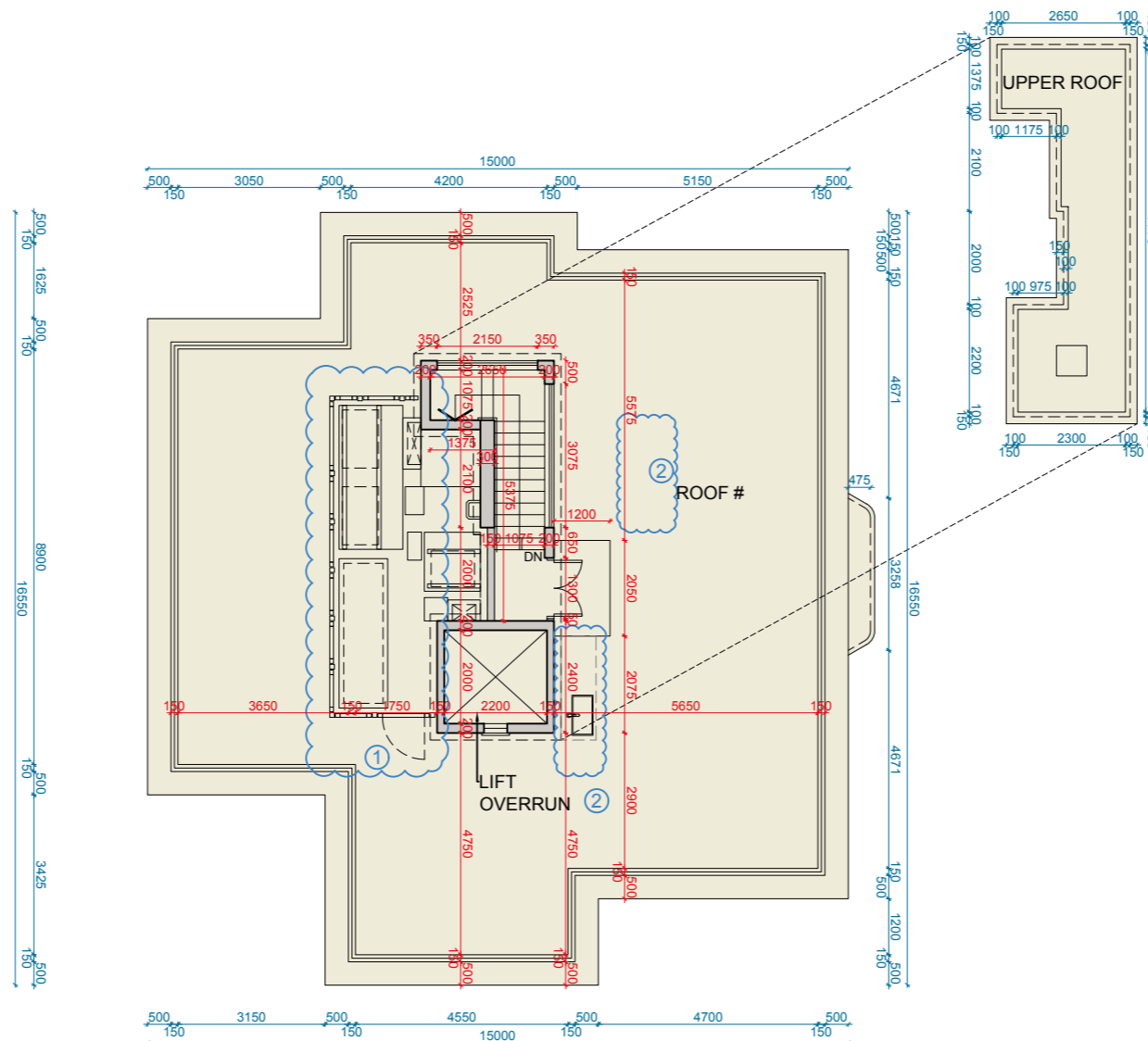
1. 平面圖所列之尺寸數字為以毫米標示之建築結構尺寸。
 2. 以上平面圖中顯示之名詞及簡稱請參閱本節之首頁。
- # 批准建築圖則所述之平台。
^ 只適用於梯屋。

Notes:

1. The dimensions in the floor plans are all structural dimensions in millimeter.
 2. Please refer to the first page of this section of this sales brochure for legend of the terms and abbreviation shown on the floor plan above.
- # Flat roof under approved general building plans.
^ Applicable only to stairhood.

5 號洋房天台平面圖
House 5 Roof Plan

現狀間隔平面圖
Latest Layout Plan



備註：5 號洋房此部份因在發展項目落成後進行小型工程、指定豁免工程或獲《建築物條例》豁免的工程而有所改動，現狀請參閱有關現狀間隔平面圖。該等改動如下：

1. 豎設金屬欄杆。
 2. 修改洗滌盆的位置及數量。
- Notes: This part of House 5 has been altered by way of minor works, designated exempted works, or exempted works under the Buildings Ordinance after completion of the development, the latest condition of which is shown on the relevant latest layout plan. The alteration works are as follows:
1. Metal fence has been erected.
 2. Location and number of sink unit have been modified.

比例尺 SCALE: 0m (米) 7.5m (米)

5 號洋房 House 5	天台 Roof
每個住宅物業的樓板 (不包括灰泥) 的厚度 (毫米) [^] The thickness of the floor slabs (excluding plaster) of each residential property (mm) [^]	150
每個住宅物業的層與層之間的高度 (毫米) [^] The floor-to-floor height of each residential property (mm) [^]	2800

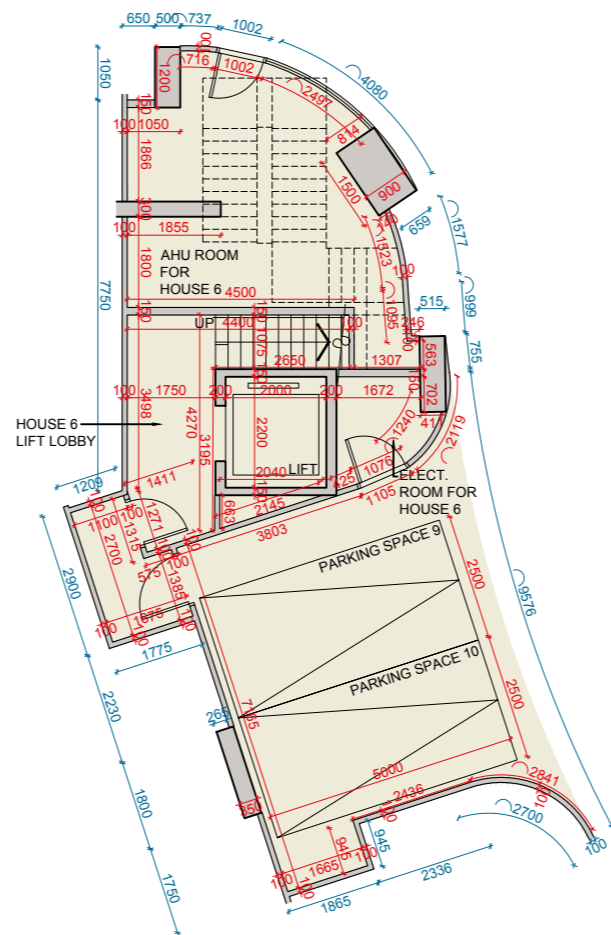
因住宅物業的較高樓層的結構牆的厚度遞減，較高樓層的內部面積，一般比較低樓層的內部面積稍大。(註：此根據《一手住宅物業銷售條例》附表 1 第一部第 10(2)(e) 條所規定的陳述並不適用於本發展項目。)
The internal areas of the residential properties on the upper floors will generally be slightly larger than those on the lower floors because of the reducing thickness of the structural walls on the upper floors. (Note: This statement requested under Section 10(2)(e) in Part 1 of Schedule 1 of the Residential Properties (First-hand Sales) Ordinance is not applicable to the Development.)

- 備註：
1. 平面圖所列之尺寸數字為以毫米標示之建築結構尺寸。
 2. 以上平面圖中顯示之名詞及簡稱請參閱本節之首頁。
- # 批准建築圖則所述之平台。
^ 只適用於梯屋。

- Notes:
1. The dimensions in the floor plans are all structural dimensions in millimeter.
 2. Please refer to the first page of this section of this sales brochure for legend of the terms and abbreviation shown on the floor plan above.
- # Flat roof under approved general building plans.
^ Applicable only to stairhood.

6號洋房停車場平面圖 (一樓主層平面圖*)
House 6 Carpark Floor Plan (Master First Floor Plan*)

根據批准建築圖則
As Per Approved General Building Plan



比例尺 SCALE: 0m (米) 7.5m (米)

6號洋房 House 6	一樓主層 Master First Floor Plan
每個住宅物業的樓板 (不包括灰泥) 的厚度 (毫米) The thickness of the floor slabs (excluding plaster) of each residential property (mm)	200, 250, 800
每個住宅物業的層與層之間的高度 (毫米) The floor-to-floor height of each residential property (mm)	6650, 7350

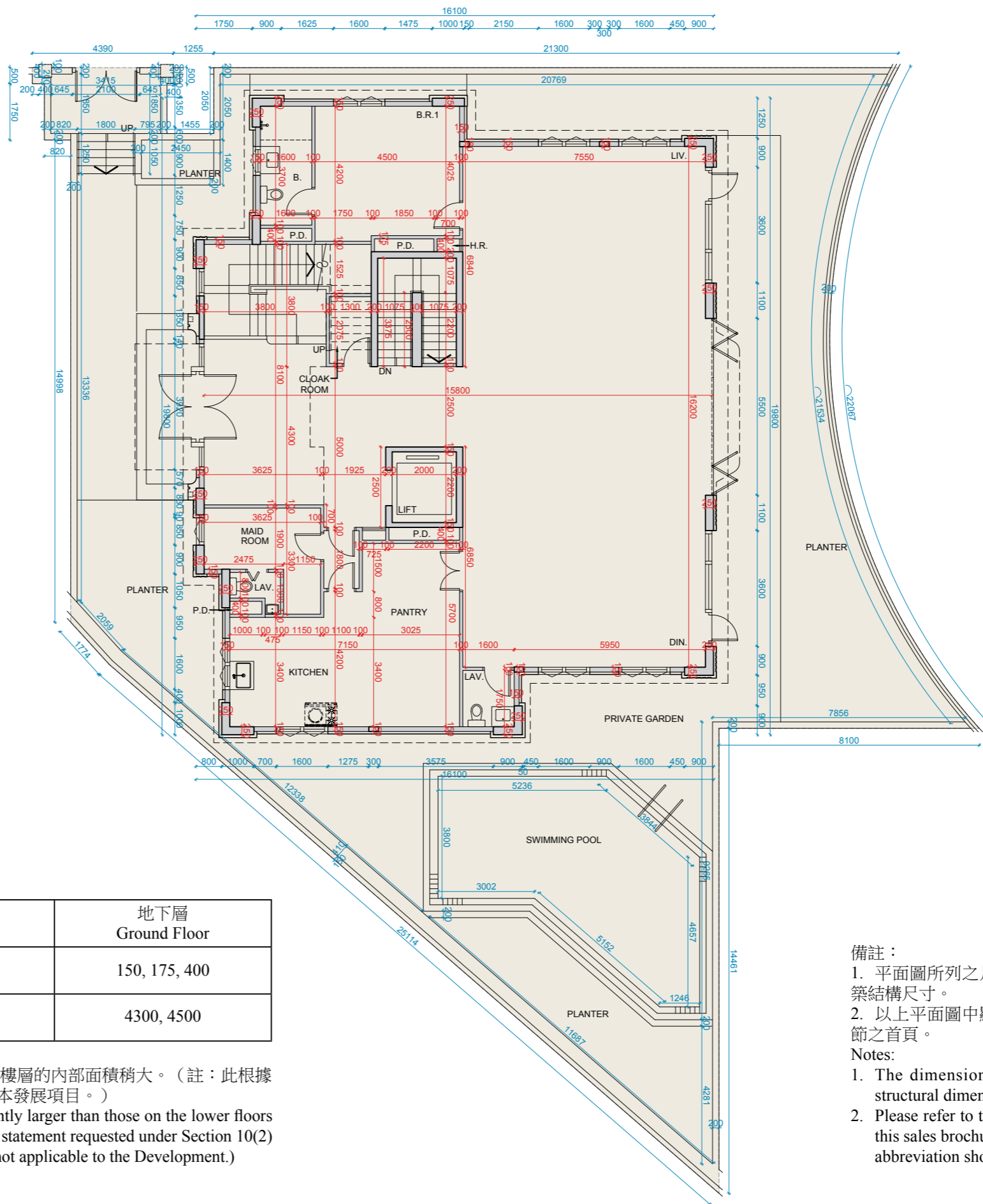
備註：
1. 平面圖所列之尺寸數字為以毫米標示之建築結構尺寸。
2. 以上平面圖中顯示之名詞及簡稱請參閱本節之首頁。
* 按批准建築圖則所述之樓層。

因住宅物業的較高樓層的結構牆的厚度遞減，較高樓層的内部面積，一般比較低樓層的内部面積稍大。(註：此根據《一手住宅物業銷售條例》附表 1 第一部第 10(2)(e) 條所規定的陳述並不適用於本發展項目。) The internal areas of the residential properties on the upper floors will generally be slightly larger than those on the lower floors because of the reducing thickness of the structural walls on the upper floors. (Note: This statement requested under Section 10(2)(e) in Part 1 of Schedule 1 of the Residential Properties (First-hand Sales) Ordinance is not applicable to the Development.)

Notes:
1. The dimensions in the floor plans are all structural dimensions in millimeter.
2. Please refer to the first page of this section of this sales brochure for legend of the terms and abbreviation shown on the floor plan above.
* floor numbering as per approved general building plans.

6 號洋房地下層平面圖
House 6 Ground Floor Plan

根據批准建築圖則
As Per Approved General Building Plan



比例尺 SCALE: 0m (米) 7.5m (米)

6 號洋房 House 6	地下層 Ground Floor
每個住宅物業的樓板 (不包括灰泥) 的厚度 (毫米) The thickness of the floor slabs (excluding plaster) of each residential property (mm)	150, 175, 400
每個住宅物業的層與層之間的高度 (毫米) The floor-to-floor height of each residential property (mm)	4300, 4500

因住宅物業的較高樓層的結構牆的厚度遞減，較高樓層的內部面積，一般比較低樓層的內部面積稍大。(註：此根據《一手住宅物業銷售條例》附表 1 第一部第 10(2)(e) 條所規定的陳述並不適用於本發展項目。)
The internal areas of the residential properties on the upper floors will generally be slightly larger than those on the lower floors because of the reducing thickness of the structural walls on the upper floors. (Note: This statement requested under Section 10(2)(e) in Part 1 of Schedule 1 of the Residential Properties (First-hand Sales) Ordinance is not applicable to the Development.)

備註：
1. 平面圖所列之尺寸數字為以毫米標示之建築結構尺寸。
2. 以上平面圖中顯示之名詞及簡稱請參閱本節之首頁。
Notes:
1. The dimensions in the floor plans are all structural dimensions in millimeter.
2. Please refer to the first page of this section of this sales brochure for legend of the terms and abbreviation shown on the floor plan above.

6 號洋房地下層平面圖
House 6 Ground Floor Plan

現狀間隔平面圖
Latest Layout Plan

備註：6 號洋房此部份因在發展項目落成後進行小型工程、指定豁免工程或獲《建築物條例》豁免的工程而有所改動，現狀請參閱有關現狀間隔平面圖。該等改動如下：

1. 安裝廚櫃。修改洗滌盆的位置及數量。
2. 修改間牆及雙掩門。
3. 安裝間牆。
4. 安裝櫃。
5. 安裝飾面牆。
6. 移除間牆。
7. 對調原有趟摺門方向。
8. 安裝飾面牆、玻璃間隔及掩門。洗滌盆及坐廁移位。
9. 豎設金屬欄杆。

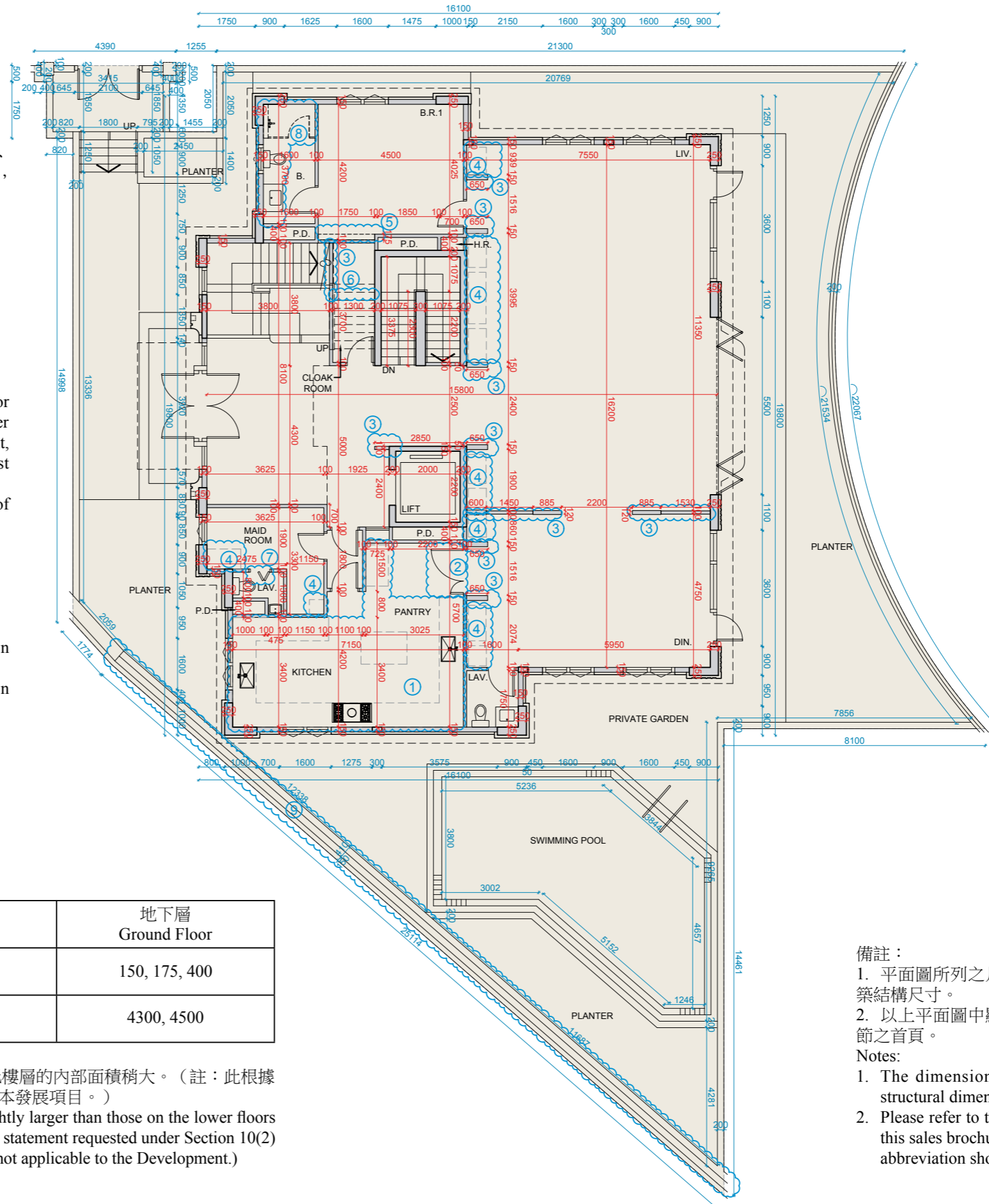
Notes: This part of House 6 has been altered by way of minor works, designated exempted works, or exempted works under the Buildings Ordinance after completion of the development, the latest condition of which is shown on the relevant latest layout plan. The alteration works are as follows:

1. Kitchen cabinet has been installed. Location and number of sink unit have been modified.
2. Partition wall and double swing door have been modified.
3. Partition wall has been installed.
4. Cabinet has been installed.
5. Furring wall has been installed.
6. Partition wall has been removed.
7. Original slide-folding door folding direction has been mirrored.
8. Furring wall, glass partition and swing door have been installed. Sink unit and toilet have been shifted.
9. Erection of metal railing.

比例尺 SCALE: 0m (米) 7.5m (米)

6 號洋房 House 6	地下層 Ground Floor
每個住宅物業的樓板 (不包括灰泥) 的厚度 (毫米) The thickness of the floor slabs (excluding plaster) of each residential property (mm)	150, 175, 400
每個住宅物業的層與層之間的高度 (毫米) The floor-to-floor height of each residential property (mm)	4300, 4500

因住宅物業的較高樓層的結構牆的厚度遞減，較高樓層的內部面積，一般比較低樓層的內部面積稍大。(註：此根據《一手住宅物業銷售條例》附表 1 第一部第 10(2)(e) 條所規定的陳述並不適用於本發展項目。)
The internal areas of the residential properties on the upper floors will generally be slightly larger than those on the lower floors because of the reducing thickness of the structural walls on the upper floors. (Note: This statement requested under Section 10(2)(e) in Part 1 of Schedule 1 of the Residential Properties (First-hand Sales) Ordinance is not applicable to the Development.)

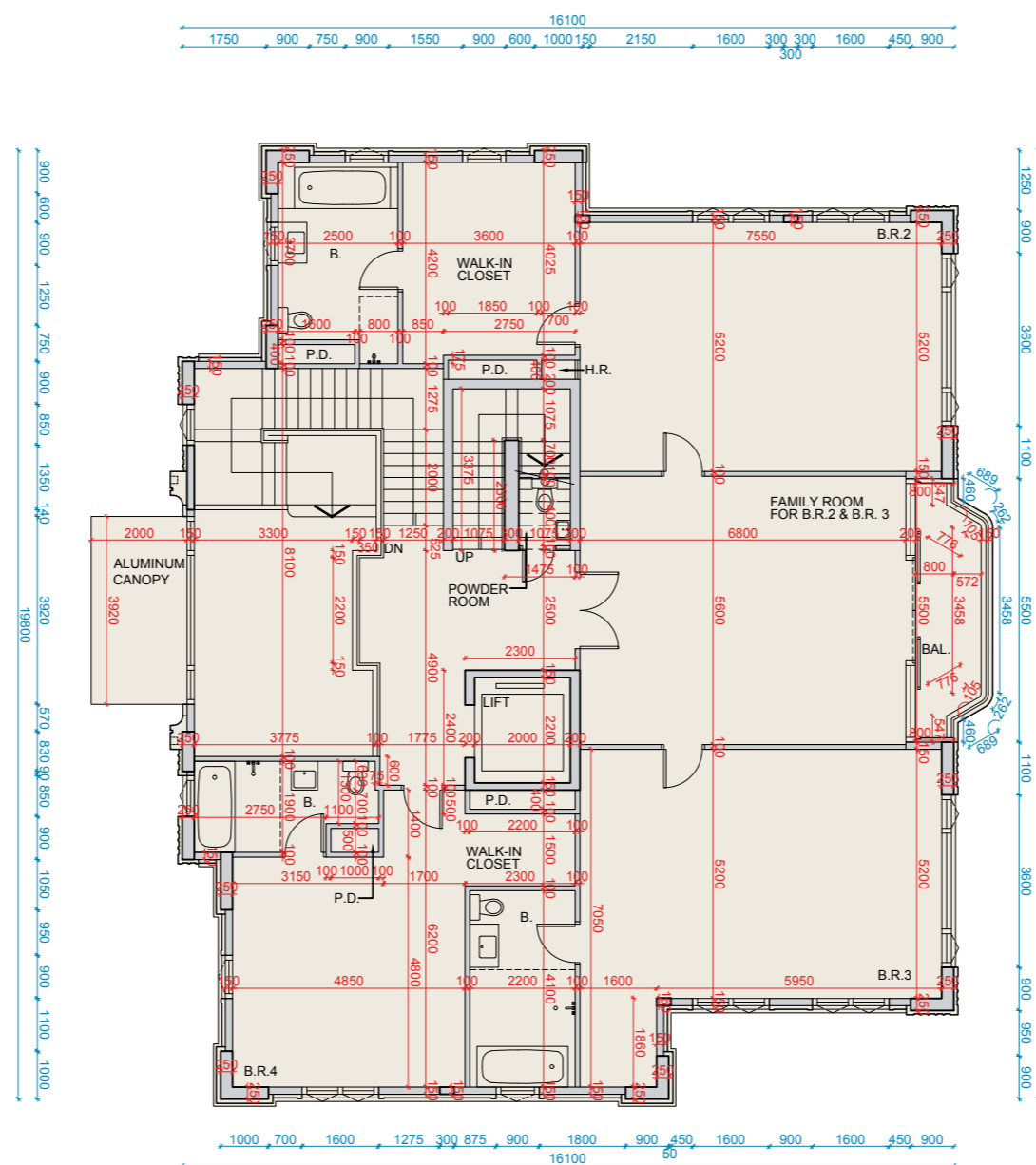


備註：
1. 平面圖所列之尺寸數字為以毫米標示之建築結構尺寸。
2. 以上平面圖中顯示之名詞及簡稱請參閱本節之首頁。

- Notes:
1. The dimensions in the floor plans are all structural dimensions in millimeter.
 2. Please refer to the first page of this section of this sales brochure for legend of the terms and abbreviation shown on the floor plan above.

6 號洋房一樓平面圖
House 6 First Floor Plan

根據批准建築圖則
As Per Approved General Building Plan



比例尺 SCALE: 0m (米) 7.5m (米)

6 號洋房 House 6	1 樓 First Floor
每個住宅物業的樓板 (不包括灰泥) 的厚度 (毫米) The thickness of the floor slabs (excluding plaster) of each residential property (mm)	150, 175, 225
每個住宅物業的層與層之間的高度 (毫米) The floor-to-floor height of each residential property (mm)	3300, 3500, 3700

因住宅物業的較高樓層的結構牆的厚度遞減，較高樓層的內部面積，一般比較低樓層的內部面積稍大。(註：此根據《一手住宅物業銷售條例》附表 1 第一部第 10(2)(e) 條所規定的陳述並不適用於本發展項目。)
The internal areas of the residential properties on the upper floors will generally be slightly larger than those on the lower floors because of the reducing thickness of the structural walls on the upper floors. (Note: This statement requested under Section 10(2)(e) in Part 1 of Schedule 1 of the Residential Properties (First-hand Sales) Ordinance is not applicable to the Development.)

備註：

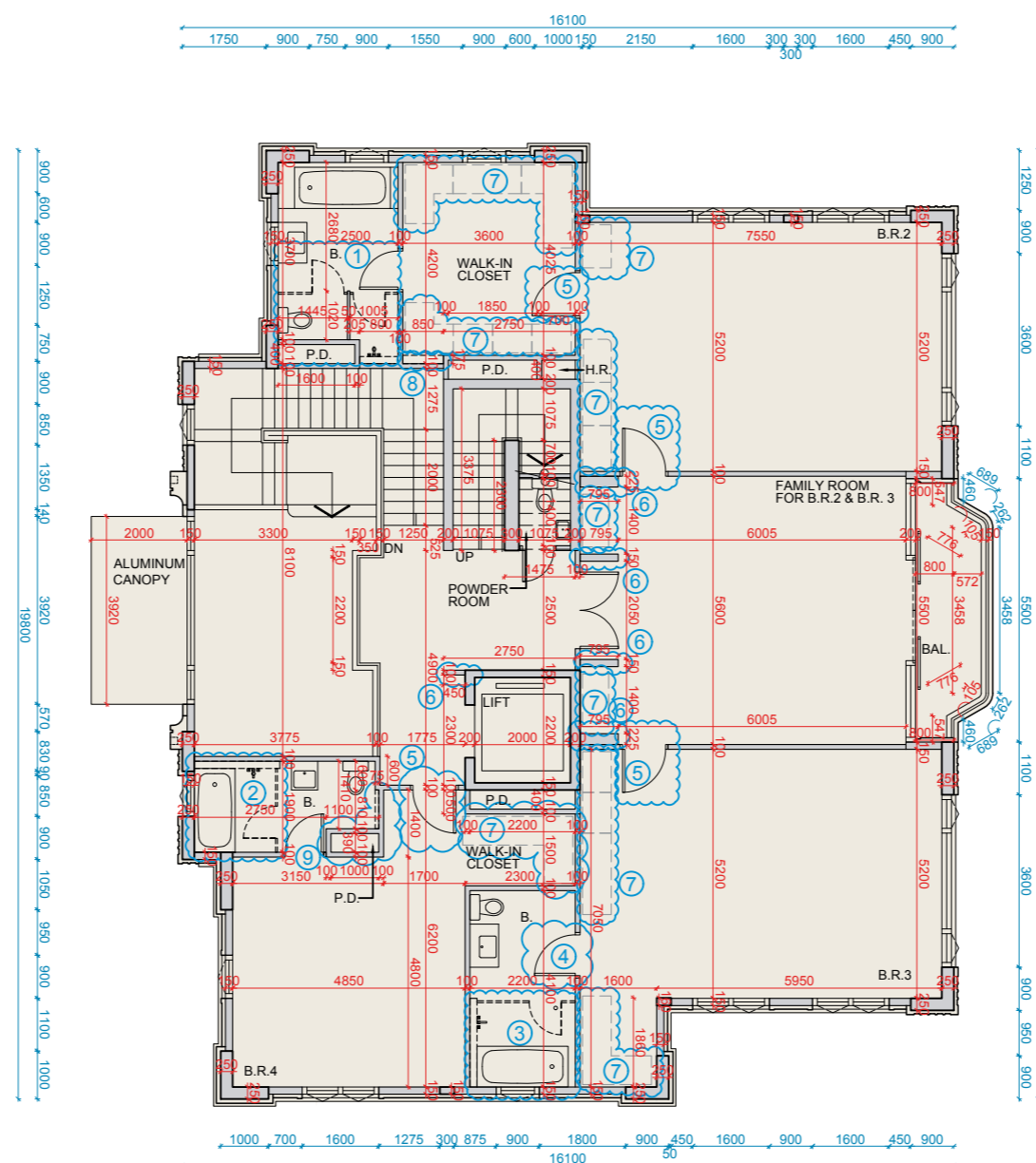
1. 平面圖所列之尺寸數字為以毫米標示之建築結構尺寸。
2. 以上平面圖中顯示之名詞及簡稱請參閱本節之首頁。

Notes:

1. The dimensions in the floor plans are all structural dimensions in millimeter.
2. Please refer to the first page of this section of this sales brochure for legend of the terms and abbreviation shown on the floor plan above.

6 號洋房一樓平面圖
House 6 First Floor Plan

現狀間隔平面圖
Latest Layout Plan



備註：6 號洋房此部份因在發展項目落成後進行小型工程、指定豁免工程或獲《建築物條例》豁免的工程而有所改動，現狀請參閱有關現狀間隔平面圖。該等改動如下：

1. 安裝間牆、飾面牆、玻璃間隔及掩門。
2. 安裝飾面牆、玻璃間隔及掩門。
3. 安裝飾面牆、玻璃間隔及掩門。沐浴花灑移位。
4. 修改間牆及掩門。對調原有掩門方向。
5. 修改間牆及掩門。
6. 安裝間牆。
7. 安裝櫃。
8. 安裝飾面牆。
9. 修改間牆。安裝飾面牆。

Notes: This part of House 6 has been altered by way of minor works, designated exempted works, or exempted works under the Buildings Ordinance after completion of the development, the latest condition of which is shown on the relevant latest layout plan. The alteration works are as follows:

1. Partition wall, furring wall, glass partition and swing door have been installed.
2. Furring wall, glass partition and swing door have been installed.
3. Furring wall, glass partition and swing door have been installed. Showerhead has been shifted.
4. Partition wall and swing door have been modified. Original swing door direction has been mirrored.
5. Partition wall and swing door have been modified.
6. Partition wall has been installed.
7. Cabinet has been installed.
8. Furring wall has been installed.
9. Partition wall has been modified. Furring wall has been installed.

比例尺 SCALE: 0m (米) 7.5m (米)

6 號洋房 House 6	1 樓 First Floor
每個住宅物業的樓板 (不包括灰泥) 的厚度 (毫米) The thickness of the floor slabs (excluding plaster) of each residential property (mm)	150, 175, 225
每個住宅物業的層與層之間的高度 (毫米) The floor-to-floor height of each residential property (mm)	3300, 3500, 3700

因住宅物業的較高樓層的結構牆的厚度遞減，較高樓層的內部面積，一般比較低樓層的內部面積稍大。(註：此根據《一手住宅物業銷售條例》附表 1 第一部第 10(2)(e) 條所規定的陳述並不適用於本發展項目。)

The internal areas of the residential properties on the upper floors will generally be slightly larger than those on the lower floors because of the reducing thickness of the structural walls on the upper floors. (Note: This statement requested under Section 10(2)(e) in Part 1 of Schedule 1 of the Residential Properties (First-hand Sales) Ordinance is not applicable to the Development.)

備註：

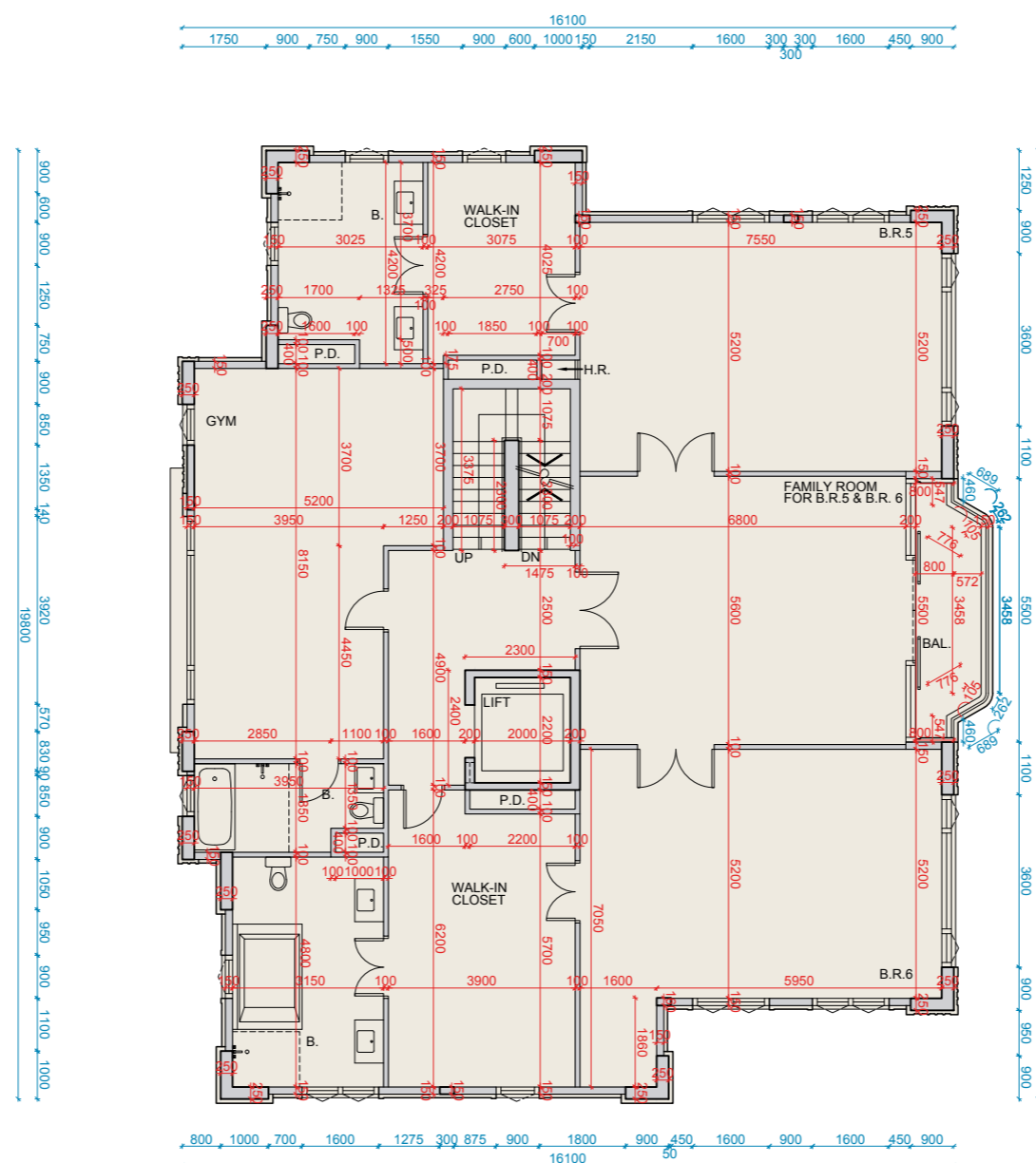
1. 平面圖所列之尺寸數字為以毫米標示之建築結構尺寸。
2. 以上平面圖中顯示之名詞及簡稱請參閱本節之首頁。

Notes:

1. The dimensions in the floor plans are all structural dimensions in millimeter.
2. Please refer to the first page of this section of this sales brochure for legend of the terms and abbreviation shown on the floor plan above.

6 號洋房二樓平面圖
House 6 Second Floor Plan

根據批准建築圖則
As Per Approved General Building Plan



比例尺 SCALE: 0m (米) 7.5m (米)

6 號洋房 House 6	2 樓 Second Floor
每個住宅物業的樓板 (不包括灰泥) 的厚度 (毫米) The thickness of the floor slabs (excluding plaster) of each residential property (mm)	150, 175, 225, 400
每個住宅物業的層與層之間的高度 (毫米) The floor-to-floor height of each residential property (mm)	3500, 3700

因住宅物業的較高樓層的結構牆的厚度遞減，較高樓層的內部面積，一般比較低樓層的內部面積稍大。(註：此根據《一手住宅物業銷售條例》附表 1 第一部第 10(2)(e) 條所規定的陳述並不適用於本發展項目。)
The internal areas of the residential properties on the upper floors will generally be slightly larger than those on the lower floors because of the reducing thickness of the structural walls on the upper floors. (Note: This statement requested under Section 10(2)(e) in Part 1 of Schedule 1 of the Residential Properties (First-hand Sales) Ordinance is not applicable to the Development.)

備註：

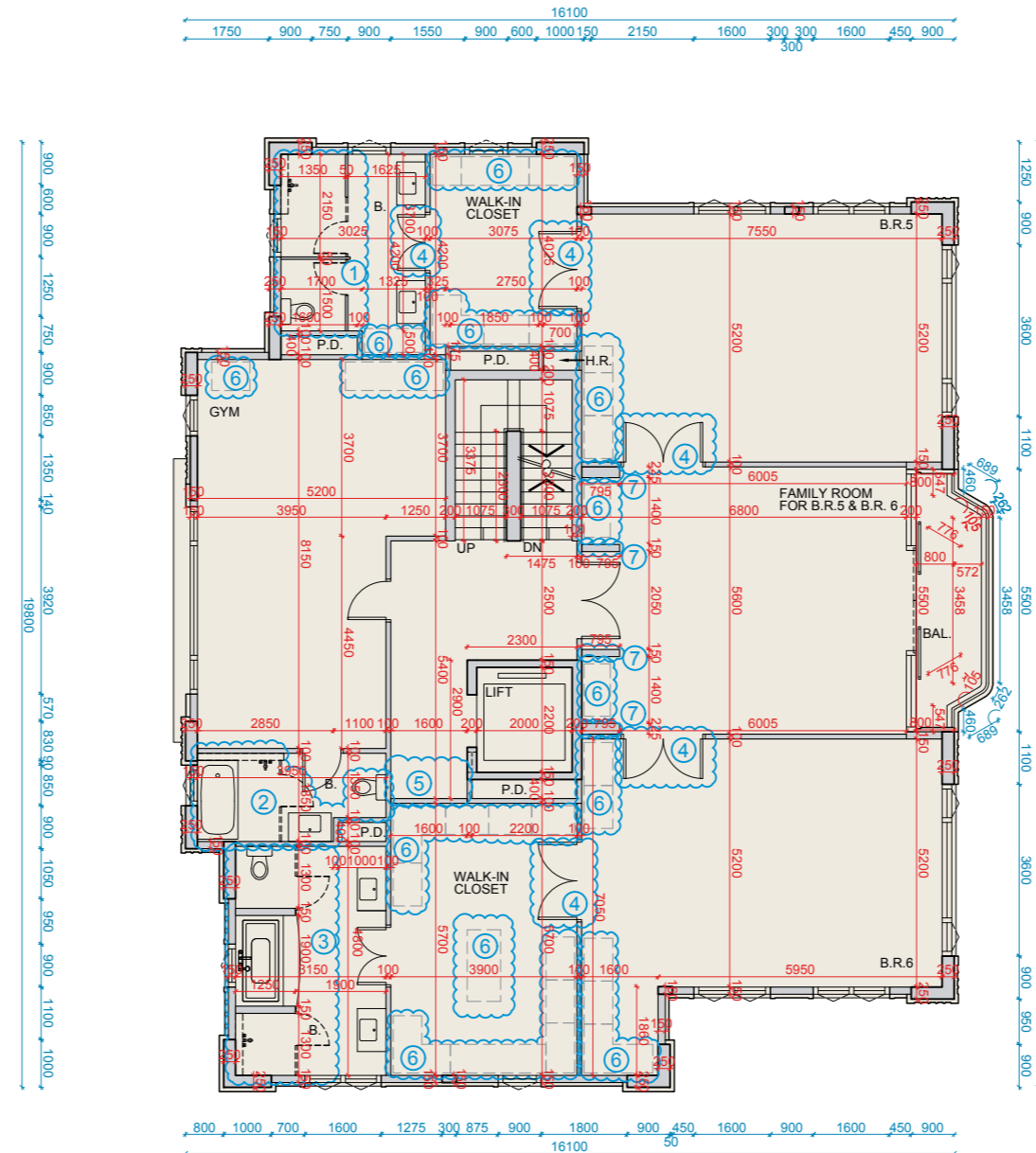
1. 平面圖所列之尺寸數字為以毫米標示之建築結構尺寸。
2. 以上平面圖中顯示之名詞及簡稱請參閱本節之首頁。

Notes:

1. The dimensions in the floor plans are all structural dimensions in millimeter.
2. Please refer to the first page of this section of this sales brochure for legend of the terms and abbreviation shown on the floor plan above.

6 號洋房二樓平面圖
House 6 Second Floor Plan

現狀間隔平面圖
Latest Layout Plan



備註：6 號洋房此部份因在發展項目落成後進行小型工程、指定豁免工程或獲《建築物條例》豁免的工程而有所改動，現狀請參閱有關現狀間隔平面圖。該等改動如下：

1. 安裝間牆、飾面牆、玻璃間隔及掩門。
2. 安裝飾面牆、玻璃間隔及掩門。洗滌盆和坐廁移位。
3. 安裝間牆、飾面牆、玻璃間隔及掩門。坐廁移位。
4. 修改間牆及雙掩門。
5. 修改間牆及拆除掩門。
6. 安裝櫃。
7. 安裝間牆。

Notes: This part of House 6 has been altered by way of minor works, designated exempted works, or exempted works under the Buildings Ordinance after completion of the development, the latest condition of which is shown on the relevant latest layout plan. The alteration works are as follows:

1. Partition wall, furring wall, glass partition and swing door have been installed.
2. Furring wall, glass partition and swing door have been installed. Sink unit and toilet have been shifted.
3. Partition wall, furring wall, glass partition and swing door have been installed. Toilet has been shifted.
4. Partition wall and double swing door have been modified.
5. Partition wall has been modified and swing door has been removed.
6. Cabinet has been installed.
7. Partition wall has been installed.

比例尺 SCALE: 0m (米) 7.5m (米)

6 號洋房 House 6	2 樓 Second Floor
每個住宅物業的樓板 (不包括灰泥) 的厚度 (毫米) The thickness of the floor slabs (excluding plaster) of each residential property (mm)	150, 175, 225, 400
每個住宅物業的層與層之間的高度 (毫米) The floor-to-floor height of each residential property (mm)	3500, 3700

因住宅物業的較高樓層的結構牆的厚度遞減，較高樓層的內部面積，一般比較低樓層的內部面積稍大。(註：此根據《一手住宅物業銷售條例》附表 1 第一部第 10(2)(e) 條所規定的陳述並不適用於本發展項目。)

The internal areas of the residential properties on the upper floors will generally be slightly larger than those on the lower floors because of the reducing thickness of the structural walls on the upper floors. (Note: This statement requested under Section 10(2)(e) in Part 1 of Schedule 1 of the Residential Properties (First-hand Sales) Ordinance is not applicable to the Development.)

備註：

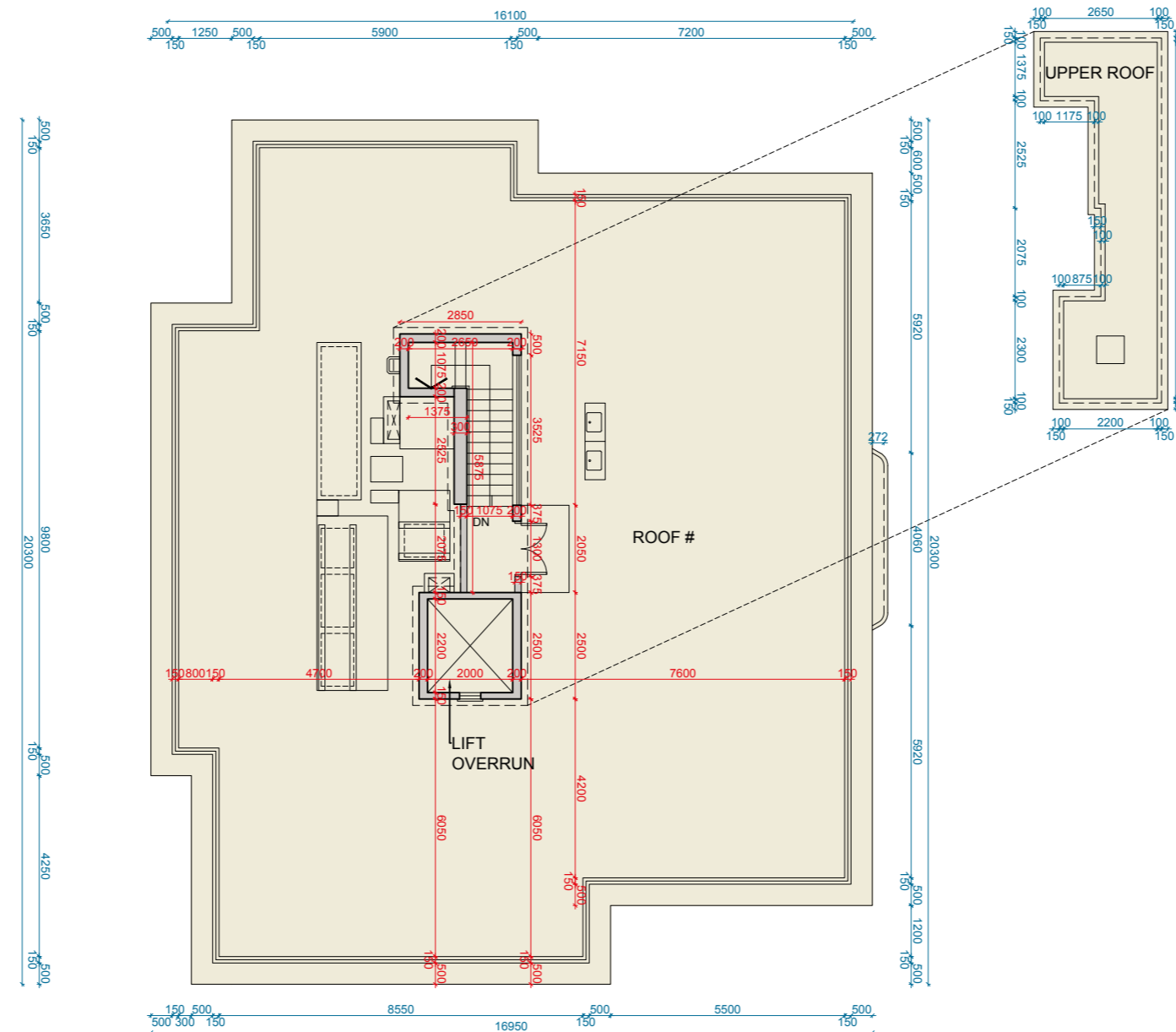
1. 平面圖所列之尺寸數字為以毫米標示之建築結構尺寸。
2. 以上平面圖中顯示之名詞及簡稱請參閱本節之首頁。

Notes:

1. The dimensions in the floor plans are all structural dimensions in millimeter.
2. Please refer to the first page of this section of this sales brochure for legend of the terms and abbreviation shown on the floor plan above.

6 號洋房天台平面圖
House 6 Roof Plan

根據批准建築圖則
As Per Approved General Building Plan



比例尺 SCALE: 0m (米) 7.5m (米)

6 號洋房 House 6	天台 Roof
每個住宅物業的樓板 (不包括灰泥) 的厚度 (毫米)^ The thickness of the floor slabs (excluding plaster) of each residential property (mm)^	150
每個住宅物業的層與層之間的高度 (毫米)^ The floor-to-floor height of each residential property (mm)^	2800

因住宅物業的較高樓層的結構牆的厚度遞減，較高樓層的內部面積，一般比較低樓層的內部面積稍大。(註：此根據《一手住宅物業銷售條例》附表 1 第一部第 10(2)(e) 條所規定的陳述並不適用於本發展項目。)
The internal areas of the residential properties on the upper floors will generally be slightly larger than those on the lower floors because of the reducing thickness of the structural walls on the upper floors. (Note: This statement requested under Section 10(2)(e) in Part 1 of Schedule 1 of the Residential Properties (First-hand Sales) Ordinance is not applicable to the Development.)

備註：

1. 平面圖所列之尺寸數字為以毫米標示之建築結構尺寸。
 2. 以上平面圖中顯示之名詞及簡稱請參閱本節之首頁。
- # 批准建築圖則所述之平台。
^ 只適用於梯屋。

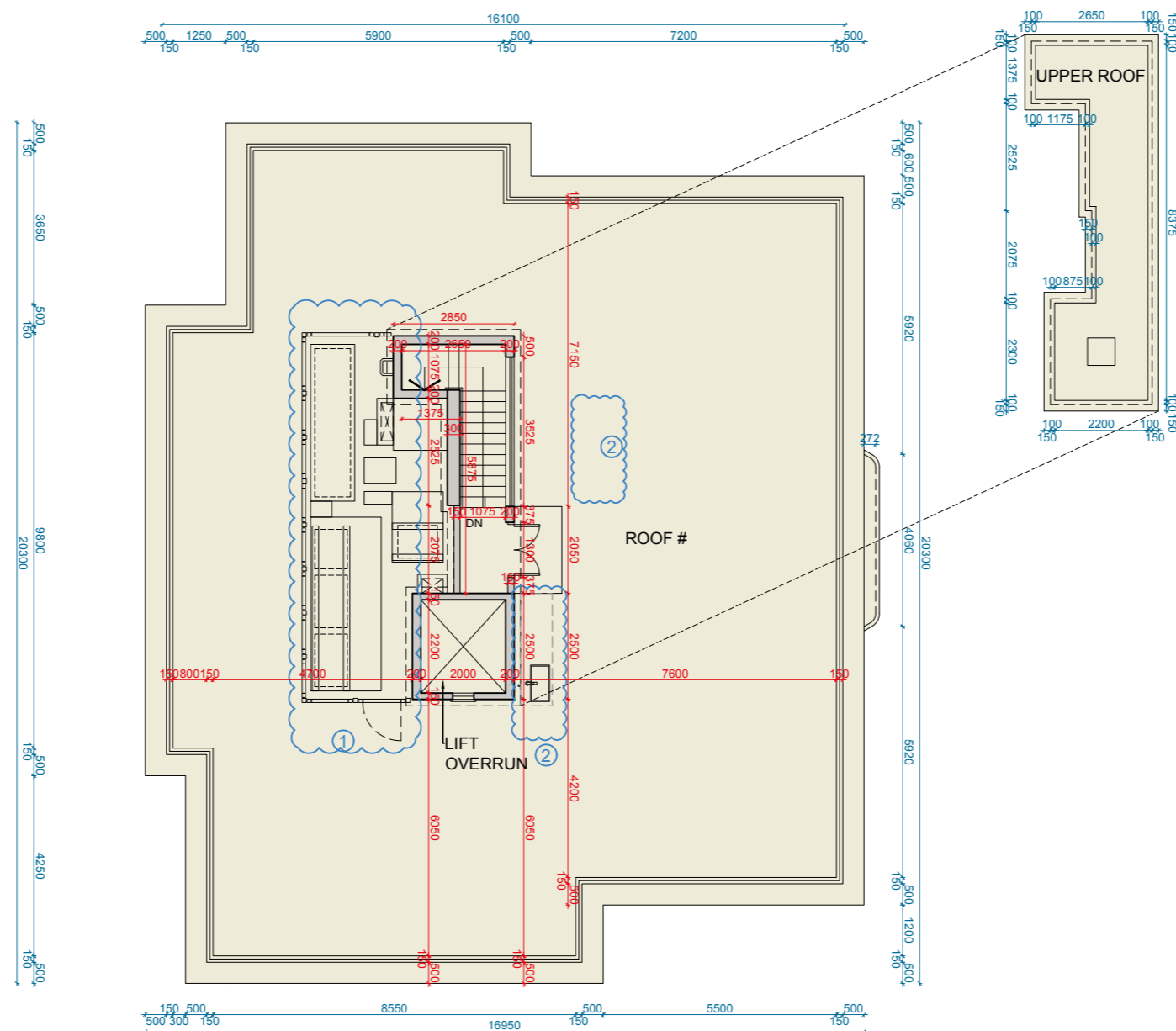
Notes:

1. The dimensions in the floor plans are all structural dimensions in millimeter.
 2. Please refer to the first page of this section of this sales brochure for legend of the terms and abbreviation shown on the floor plan above.
- # Flat roof under approved general building plans.
^ Applicable only to stairhood.



6 號洋房天台平面圖
House 6 Roof Plan

現狀間隔平面圖
Latest Layout Plan



備註：6 號洋房此部份因在發展項目落成後進行小型工程、指定豁免工程或獲《建築物條例》豁免的工程而有所改動，現狀請參閱有關現狀間隔平面圖。該等改動如下：

1. 豎設金屬欄杆。
 2. 修改洗滌盆的位置及數量。
- Notes: This part of House 6 has been altered by way of minor works, designated exempted works, or exempted works under the Buildings Ordinance after completion of the development, the latest condition of which is shown on the relevant latest layout plan. The alteration works are as follows:
1. Metal fence has been erected.
 2. Location and number of sink unit have been modified.

比例尺 SCALE: 0m (米) 7.5m (米)

6 號洋房 House 6	天台 Roof
每個住宅物業的樓板 (不包括灰泥) 的厚度 (毫米) [^] The thickness of the floor slabs (excluding plaster) of each residential property (mm) [^]	150
每個住宅物業的層與層之間的高度 (毫米) [^] The floor-to-floor height of each residential property (mm) [^]	2800

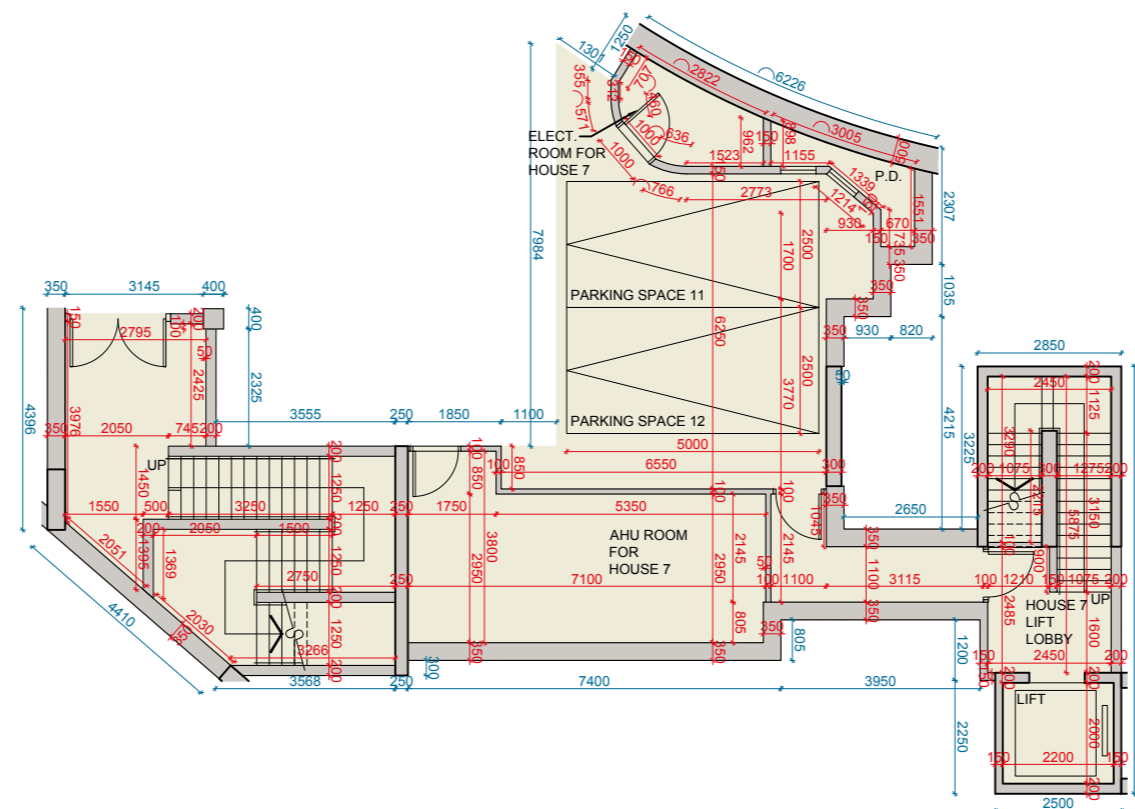
因住宅物業的較高樓層的結構牆的厚度遞減，較高樓層的內部面積，一般比較低樓層的內部面積稍大。(註：此根據《一手住宅物業銷售條例》附表 1 第一部第 10(2)(e) 條所規定的陳述並不適用於本發展項目。)
The internal areas of the residential properties on the upper floors will generally be slightly larger than those on the lower floors because of the reducing thickness of the structural walls on the upper floors. (Note: This statement requested under Section 10(2)(e) in Part 1 of Schedule 1 of the Residential Properties (First-hand Sales) Ordinance is not applicable to the Development.)

- 備註：
1. 平面圖所列之尺寸數字為以毫米標示之建築結構尺寸。
 2. 以上平面圖中顯示之名詞及簡稱請參閱本節之首頁。
- # 批准建築圖則所述之平台。
^ 只適用於梯屋。

- Notes:
1. The dimensions in the floor plans are all structural dimensions in millimeter.
 2. Please refer to the first page of this section of this sales brochure for legend of the terms and abbreviation shown on the floor plan above.
- # Flat roof under approved general building plans.
^ Applicable only to stairhood.

7 號洋房停車場平面圖 (一樓主層平面圖 *)
House 7 Carpark Floor Plan (Master First Floor Plan*)

根據批准建築圖則
As Per Approved General Building Plan



比例尺 SCALE: 0m (米) 7.5m (米)

7 號洋房 House 7	一樓主層 Master First Floor Plan
每個住宅物業的樓板 (不包括灰泥) 的厚度 (毫米) The thickness of the floor slabs (excluding plaster) of each residential property (mm)	200, 250, 800
每個住宅物業的層與層之間的高度 (毫米) The floor-to-floor height of each residential property (mm)	4000, 4650

因住宅物業的較高樓層的結構牆的厚度遞減, 較高樓層的內部面積, 一般比較低樓層的內部面積稍大。(註: 此根據《一手住宅物業銷售條例》附表 1 第一部第 10(2)(e) 條所規定的陳述並不適用於本發展項目。)
The internal areas of the residential properties on the upper floors will generally be slightly larger than those on the lower floors because of the reducing thickness of the structural walls on the upper floors. (Note: This statement requested under Section 10(2)(e) in Part 1 of Schedule 1 of the Residential Properties (First-hand Sales) Ordinance is not applicable to the Development.)

備註:

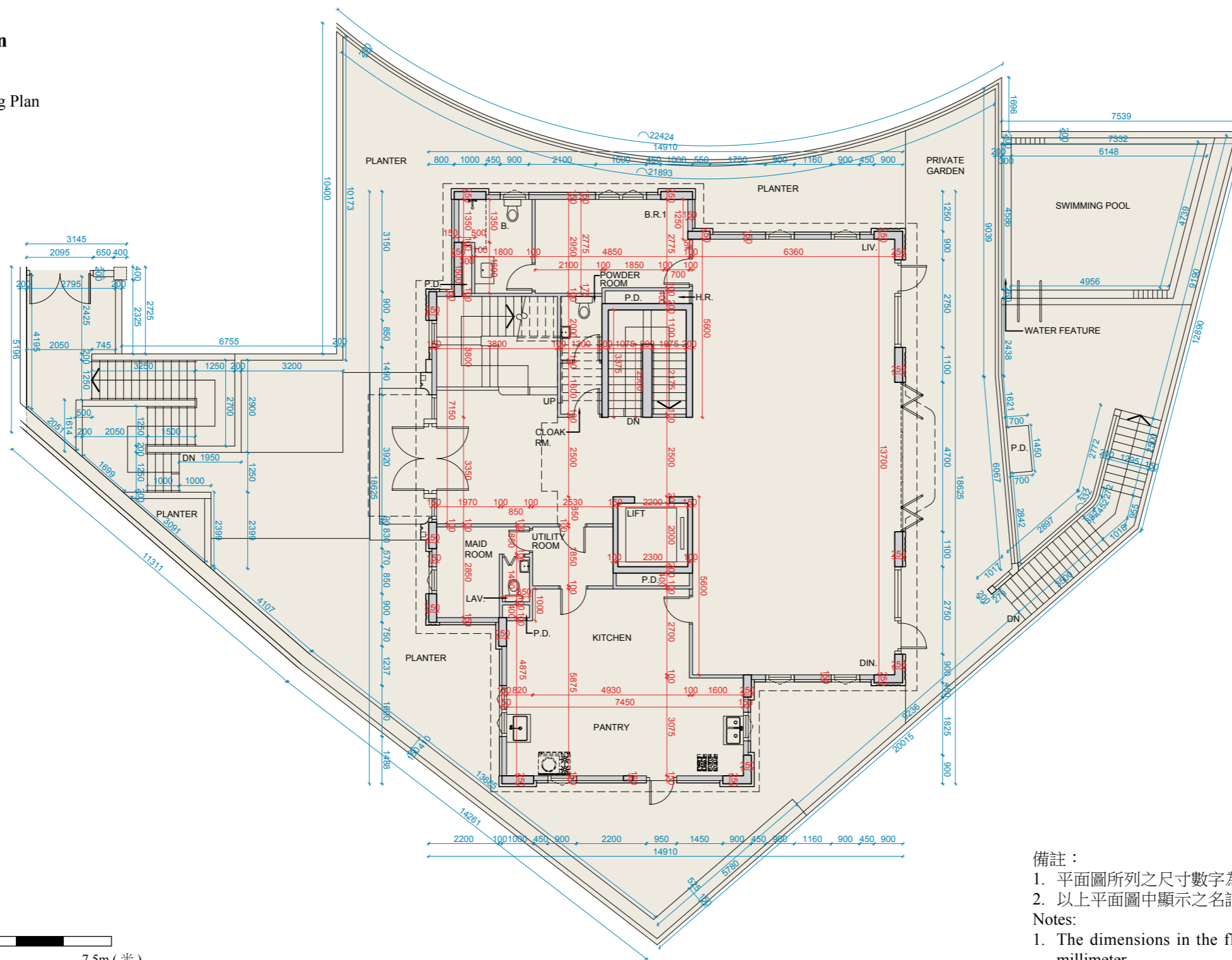
1. 平面圖所列之尺寸數字為以毫米標示之建築結構尺寸。
 2. 以上平面圖中顯示之名詞及簡稱請參閱本節之首頁。
- * 按批准建築圖則所述之樓層。

Notes:

1. The dimensions in the floor plans are all structural dimensions in millimeter.
 2. Please refer to the first page of this section of this sales brochure for legend of the terms and abbreviation shown on the floor plan above.
- * floor numbering as per approved general building plans.

7 號洋房地下層平面圖
House 7 Ground Floor Plan

根據批准建築圖則
As Per Approved General Building Plan



比例尺 SCALE: 0m (米) 7.5m (米)

備註：

1. 平面圖所列之尺寸數字為以毫米標示之建築結構尺寸。
2. 以上平面圖中顯示之名詞及簡稱請參閱本節之首頁。

Notes:

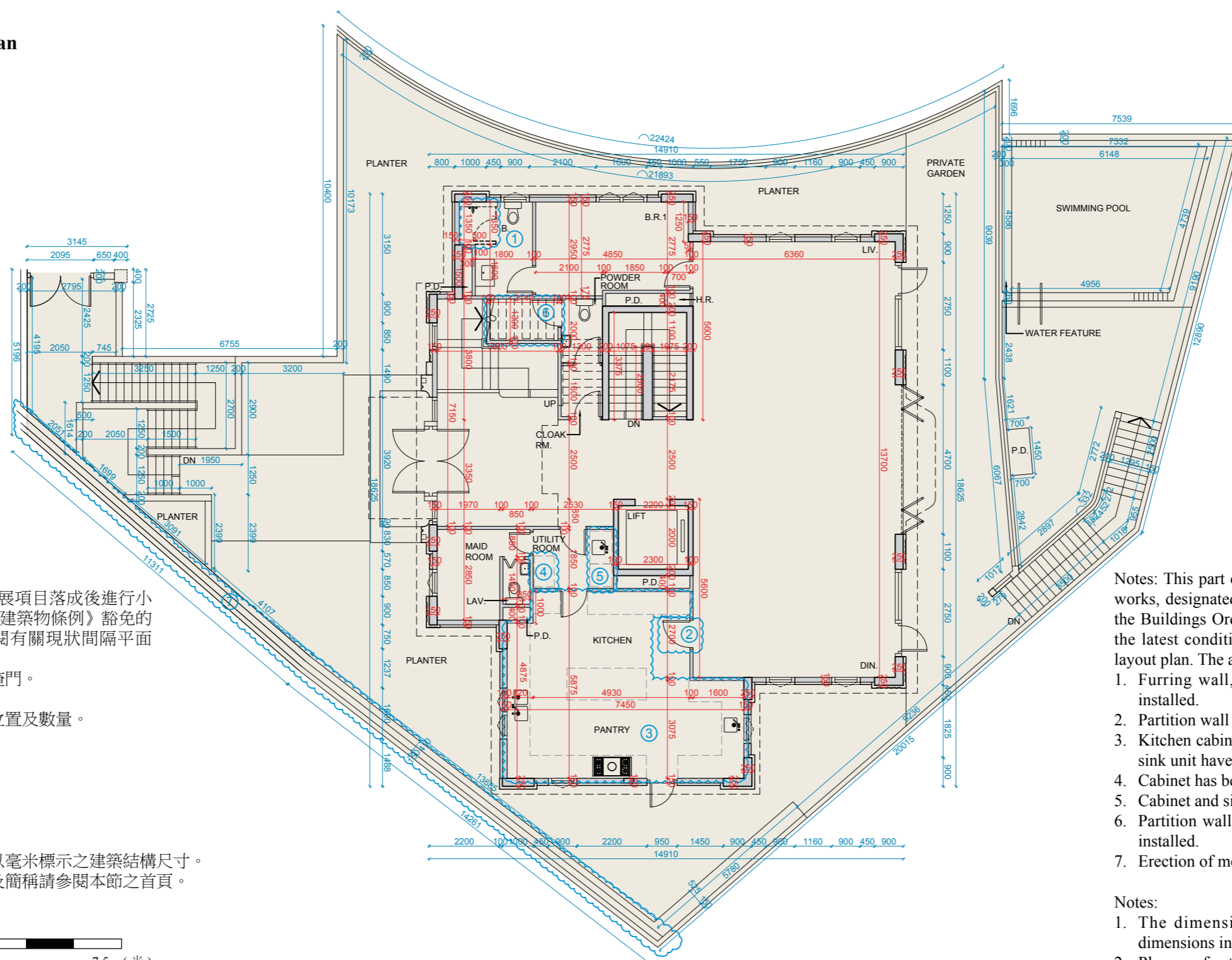
1. The dimensions in the floor plans are all structural dimensions in millimeter.
2. Please refer to the first page of this section of this sales brochure for legend of the terms and abbreviation shown on the floor plan above.

7 號洋房 House 7	地下層 Ground Floor
每個住宅物業的樓板 (不包括灰泥) 的厚度 (毫米) The thickness of the floor slabs (excluding plaster) of each residential property (mm)	150, 175, 200, 400
每個住宅物業的層與層之間的高度 (毫米) The floor-to-floor height of each residential property (mm)	4300, 4500

因住宅物業的較高樓層的結構牆的厚度遞減，較高樓層的內部面積，一般比較低樓層的內部面積稍大。(註：此根據《一手住宅物業銷售條例》附表 1 第一部第 10(2)(e) 條所規定的陳述並不適用於本發展項目。)
The internal areas of the residential properties on the upper floors will generally be slightly larger than those on the lower floors because of the reducing thickness of the structural walls on the upper floors. (Note: This statement requested under Section 10(2)(e) in Part 1 of Schedule 1 of the Residential Properties (First-hand Sales) Ordinance is not applicable to the Development.)

7 號洋房地下層平面圖
House 7 Ground Floor Plan

現狀間隔平面圖
Latest Layout Plan



備註：7 號洋房此部份因在發展項目落成後進行小型工程、指定豁免工程或獲《建築物條例》豁免的工程而有所改動，現狀請參閱有關現狀間隔平面圖。該等改動如下：

1. 安裝飾面牆、玻璃間隔及掩門。
2. 修改間牆及掩門。
3. 安裝廚櫃。修改洗滌盆的位置及數量。
4. 安裝櫃。
5. 安裝櫃及洗滌盆。
6. 修改間牆及安裝掩門。
7. 豎設金屬欄杆。

備註：

1. 平面圖所列之尺寸數字為以毫米標示之建築結構尺寸。
2. 以上平面圖中顯示之名詞及簡稱請參閱本節之首頁。

比例尺 SCALE: 0m (米) 7.5m (米)

Notes: This part of House 7 has been altered by way of minor works, designated exempted works, or exempted works under the Buildings Ordinance after completion of the development, the latest condition of which is shown on the relevant latest layout plan. The alteration works are as follows:

1. Furring wall, glass partition and swing door have been installed.
2. Partition wall and swing door have been modified.
3. Kitchen cabinet has been installed. Location and number of sink unit have been modified.
4. Cabinet has been installed.
5. Cabinet and sink unit has been installed.
6. Partition wall has been modified and swing door has been installed.
7. Erection of metal railing.

Notes:

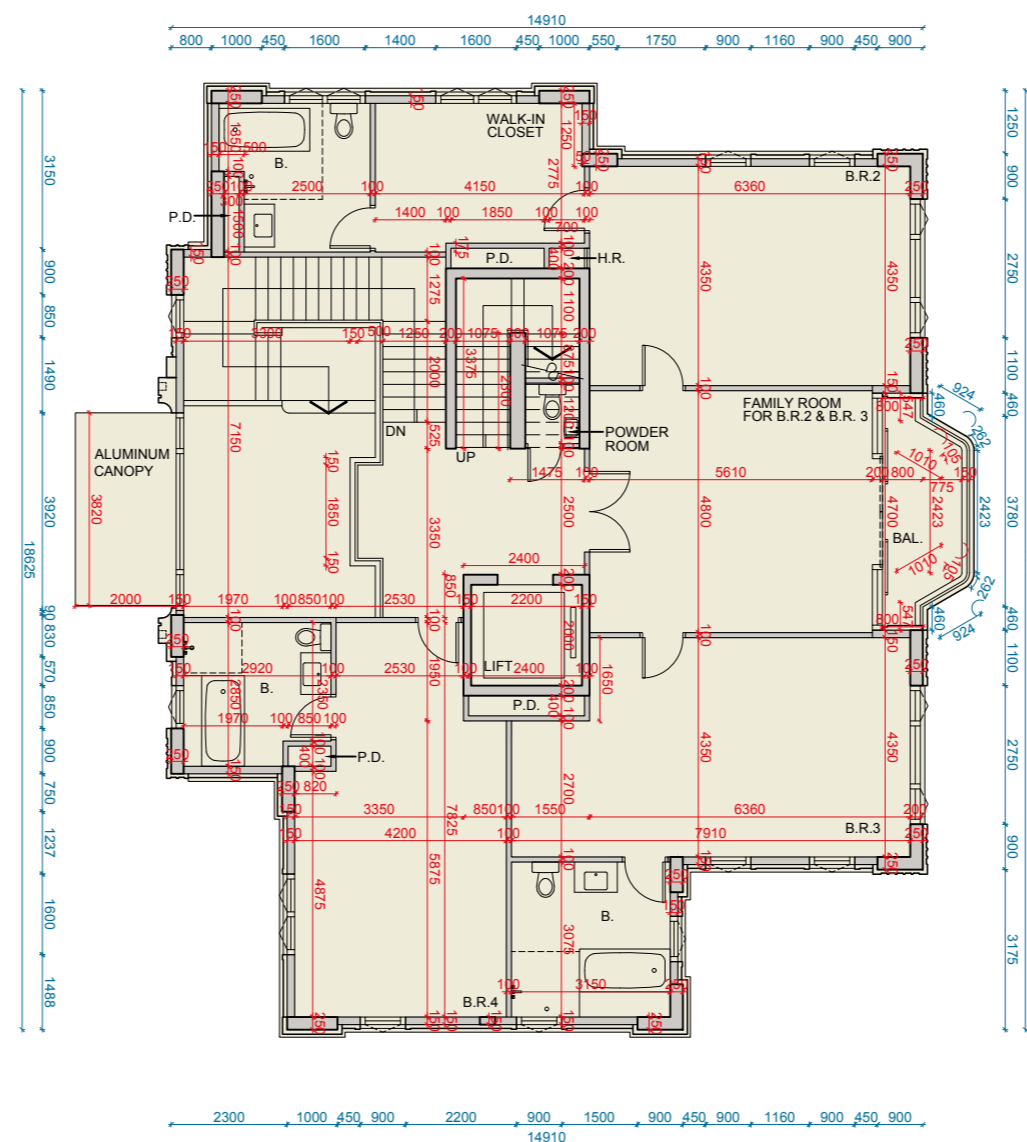
1. The dimensions in the floor plans are all structural dimensions in millimeter.
2. Please refer to the first page of this section of this sales brochure for legend of the terms and abbreviation shown on the floor plan above.

7 號洋房 House 7	地下層 Ground Floor
每個住宅物業的樓板 (不包括灰泥) 的厚度 (毫米) The thickness of the floor slabs (excluding plaster) of each residential property (mm)	150, 175, 200, 400
每個住宅物業的層與層之間的高度 (毫米) The floor-to-floor height of each residential property (mm)	4300, 4500

因住宅物業的較高樓層的結構牆的厚度遞減，較高樓層的內部面積，一般比較低樓層的內部面積稍大。(註：此根據《一手住宅物業銷售條例》附表 1 第一部第 10(2)(e) 條所規定的陳述並不適用於本發展項目。)
The internal areas of the residential properties on the upper floors will generally be slightly larger than those on the lower floors because of the reducing thickness of the structural walls on the upper floors. (Note: This statement requested under Section 10(2)(e) in Part 1 of Schedule 1 of the Residential Properties (First-hand Sales) Ordinance is not applicable to the Development.)

7 號洋房一樓平面圖
House 7 First Floor Plan

根據批准建築圖則
As Per Approved General Building Plan



比例尺 SCALE: 0m (米) 7.5m (米)

7 號洋房 House 7	1 樓 First Floor
每個住宅物業的樓板 (不包括灰泥) 的厚度 (毫米) The thickness of the floor slabs (excluding plaster) of each residential property (mm)	150, 175, 225
每個住宅物業的層與層之間的高度 (毫米) The floor-to-floor height of each residential property (mm)	3300, 3500, 3700

因住宅物業的較高樓層的結構牆的厚度遞減，較高樓層的內部面積，一般比較低樓層的內部面積稍大。(註：此根據《一手住宅物業銷售條例》附表 1 第一部第 10(2)(e) 條所規定的陳述並不適用於本發展項目。)
The internal areas of the residential properties on the upper floors will generally be slightly larger than those on the lower floors because of the reducing thickness of the structural walls on the upper floors. (Note: This statement requested under Section 10(2)(e) in Part 1 of Schedule 1 of the Residential Properties (First-hand Sales) Ordinance is not applicable to the Development.)

備註：

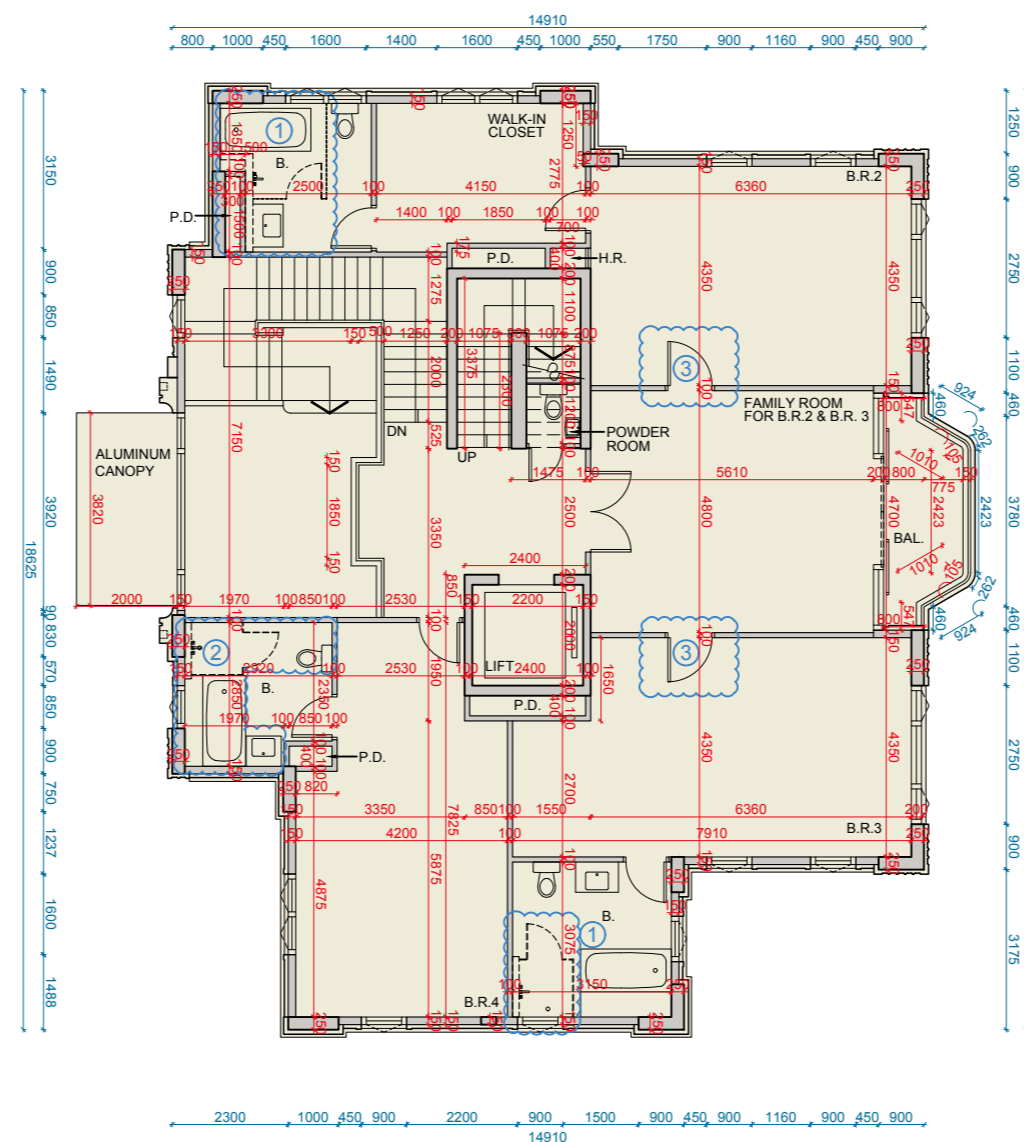
1. 平面圖所列之尺寸數字為以毫米標示之建築結構尺寸。
2. 以上平面圖中顯示之名詞及簡稱請參閱本節之首頁。

Notes:

1. The dimensions in the floor plans are all structural dimensions in millimeter.
2. Please refer to the first page of this section of this sales brochure for legend of the terms and abbreviation shown on the floor plan above.

7 號洋房一樓平面圖
House 7 First Floor Plan

現狀間隔平面圖
Latest Layout Plan



比例尺 SCALE: 0m (米) 7.5m (米)

7 號洋房 House 7	1 樓 First Floor
每個住宅物業的樓板 (不包括灰泥) 的厚度 (毫米) The thickness of the floor slabs (excluding plaster) of each residential property (mm)	150, 175, 225
每個住宅物業的層與層之間的高度 (毫米) The floor-to-floor height of each residential property (mm)	3300, 3500, 3700

因住宅物業的較高樓層的結構牆的厚度遞減，較高樓層的內部面積，一般比較低樓層的內部面積稍大。(註：此根據《一手住宅物業銷售條例》附表 1 第一部第 10(2)(e) 條所規定的陳述並不適用於本發展項目。)
The internal areas of the residential properties on the upper floors will generally be slightly larger than those on the lower floors because of the reducing thickness of the structural walls on the upper floors. (Note: This statement requested under Section 10(2)(e) in Part 1 of Schedule 1 of the Residential Properties (First-hand Sales) Ordinance is not applicable to the Development.)

備註：7 號洋房此部份因在發展項目落成後進行小型工程、指定豁免工程或獲《建築物條例》豁免的工程而有所改動，現狀請參閱有關現狀間隔平面圖。該等改動如下：

1. 安裝飾面牆、玻璃間隔及掩門。
2. 安裝飾面牆、玻璃間隔及掩門。洗滌盆及坐廁移位。
3. 修改間牆及掩門。

Notes: This part of House 7 has been altered by way of minor works, designated exempted works, or exempted works under the Building Ordinance after completion of the development, the latest condition of which is shown on the relevant latest layout plan. The alteration works are as follows:

1. Furring wall, glass partition and swing door have been installed.
2. Furring wall, glass partition and swing door have been installed. Sink unit and toilet has been shifted.
3. Partition wall and swing door have been modified.

備註：

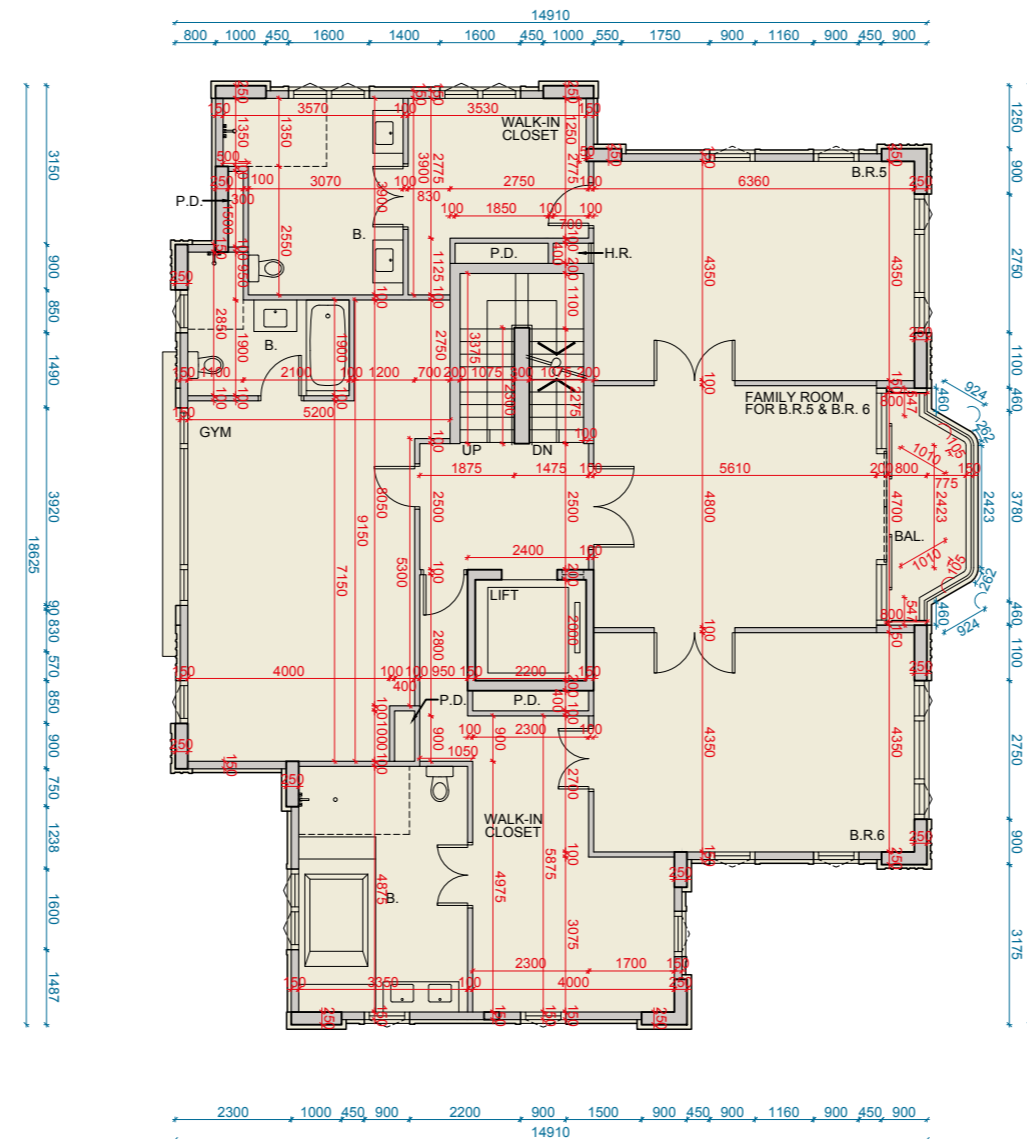
1. 平面圖所列之尺寸數字為以毫米標示之建築結構尺寸。
2. 以上平面圖中顯示之名詞及簡稱請參閱本節之首頁。

Notes:

1. The dimensions in the floor plans are all structural dimensions in millimeter.
2. Please refer to the first page of this section of this sales brochure for legend of the terms and abbreviation shown on the floor plan above.

7 號洋房二樓平面圖
House 7 Second Floor Plan

根據批准建築圖則
As Per Approved General Building Plan



比例尺 SCALE: 0m (米) 7.5m (米)

7 號洋房 House 7	2 樓 Second Floor
每個住宅物業的樓板 (不包括灰泥) 的厚度 (毫米) The thickness of the floor slabs (excluding plaster) of each residential property (mm)	150, 175, 225
每個住宅物業的層與層之間的高度 (毫米) The floor-to-floor height of each residential property (mm)	3300, 3500

因住宅物業的較高樓層的結構牆的厚度遞減，較高樓層的內部面積，一般比較低樓層的內部面積稍大。(註：此根據《一手住宅物業銷售條例》附表 1 第一部第 10(2)(e) 條所規定的陳述並不適用於本發展項目。)
The internal areas of the residential properties on the upper floors will generally be slightly larger than those on the lower floors because of the reducing thickness of the structural walls on the upper floors. (Note: This statement requested under Section 10(2)(e) in Part 1 of Schedule 1 of the Residential Properties (First-hand Sales) Ordinance is not applicable to the Development.)

備註：

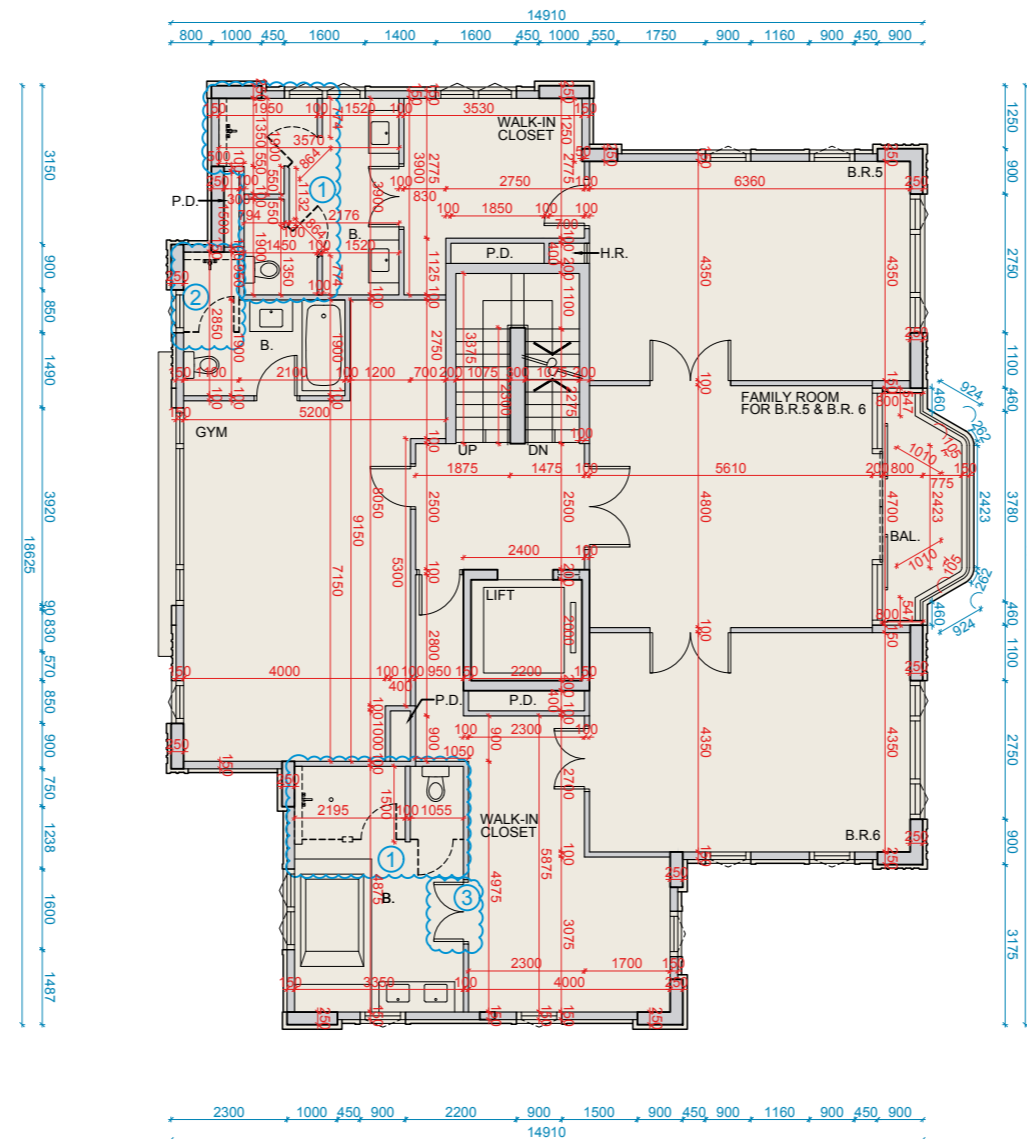
1. 平面圖所列之尺寸數字為以毫米標示之建築結構尺寸。
2. 以上平面圖中顯示之名詞及簡稱請參閱本節之首頁。

Notes:

1. The dimensions in the floor plans are all structural dimensions in millimeter.
2. Please refer to the first page of this section of this sales brochure for legend of the terms and abbreviation shown on the floor plan above.

7 號洋房二樓平面圖
House 7 Second Floor Plan

現狀間隔平面圖
Latest Layout Plan



備註：7 號洋房此部份因在發展項目落成後進行小型工程、指定豁免工程或獲《建築物條例》豁免的工程而有所改動，現狀請參閱有關現狀間隔平面圖。該等改動如下：

1. 安裝飾面牆、間牆、玻璃間隔及掩門。
2. 安裝飾面牆、玻璃間隔及掩門。
3. 修改間牆及雙掩門。

Notes: This part of House 7 has been altered by way of minor works, designated exempted works, or exempted works under the Building Ordinance after completion of the development, the latest condition of which is shown on the relevant latest layout plan. The alteration works are as follows:

1. Furring wall, partition wall, glass partition and swing door have been installed.
2. Furring wall, glass partition and swing door have been installed.
3. Partition wall and double swing door have been modified.

比例尺 SCALE: 0m (米) 7.5m (米)

7 號洋房 House 7	2 樓 Second Floor
每個住宅物業的樓板 (不包括灰泥) 的厚度 (毫米) The thickness of the floor slabs (excluding plaster) of each residential property (mm)	150, 175, 225
每個住宅物業的層與層之間的高度 (毫米) The floor-to-floor height of each residential property (mm)	3300, 3500

因住宅物業的較高樓層的結構牆的厚度遞減，較高樓層的內部面積，一般比較低樓層的內部面積稍大。(註：此根據《一手住宅物業銷售條例》附表 1 第一部第 10(2)(e) 條所規定的陳述並不適用於本發展項目。)

The internal areas of the residential properties on the upper floors will generally be slightly larger than those on the lower floors because of the reducing thickness of the structural walls on the upper floors. (Note: This statement requested under Section 10(2)(e) in Part 1 of Schedule 1 of the Residential Properties (First-hand Sales) Ordinance is not applicable to the Development.)

備註：

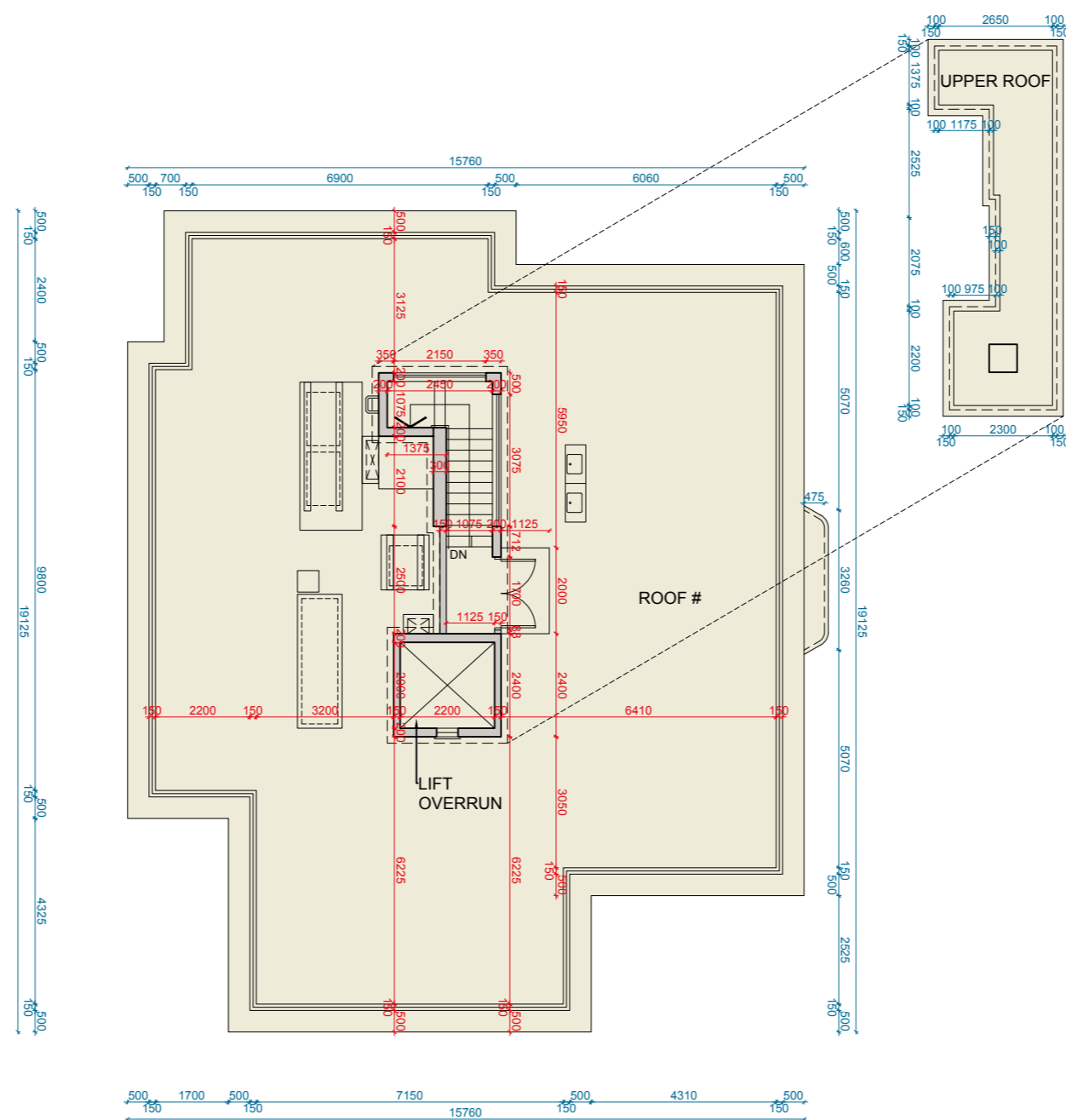
1. 平面圖所列之尺寸數字為以毫米標示之建築結構尺寸。
2. 以上平面圖中顯示之名詞及簡稱請參閱本節之首頁。

Notes:

1. The dimensions in the floor plans are all structural dimensions in millimeter.
2. Please refer to the first page of this section of this sales brochure for legend of the terms and abbreviation shown on the floor plan above.

7 號洋房天台平面圖
House 7 Roof Plan

根據批准建築圖則
As Per Approved General Building Plan



比例尺 SCALE: 0m (米) 7.5m (米)

7 號洋房 House 7	天台 Roof
每個住宅物業的樓板 (不包括灰泥) 的厚度 (毫米) [^] The thickness of the floor slabs (excluding plaster) of each residential property (mm) [^]	150
每個住宅物業的層與層之間的高度 (毫米) [^] The floor-to-floor height of each residential property (mm) [^]	2800

因住宅物業的較高樓層的結構牆的厚度遞減，較高樓層的內部面積，一般比較低樓層的內部面積稍大。(註：此根據《一手住宅物業銷售條例》附表 1 第一部第 10(2)(e) 條所規定的陳述並不適用於本發展項目。)
The internal areas of the residential properties on the upper floors will generally be slightly larger than those on the lower floors because of the reducing thickness of the structural walls on the upper floors. (Note: This statement requested under Section 10(2)(e) in Part 1 of Schedule 1 of the Residential Properties (First-hand Sales) Ordinance is not applicable to the Development.)

備註：

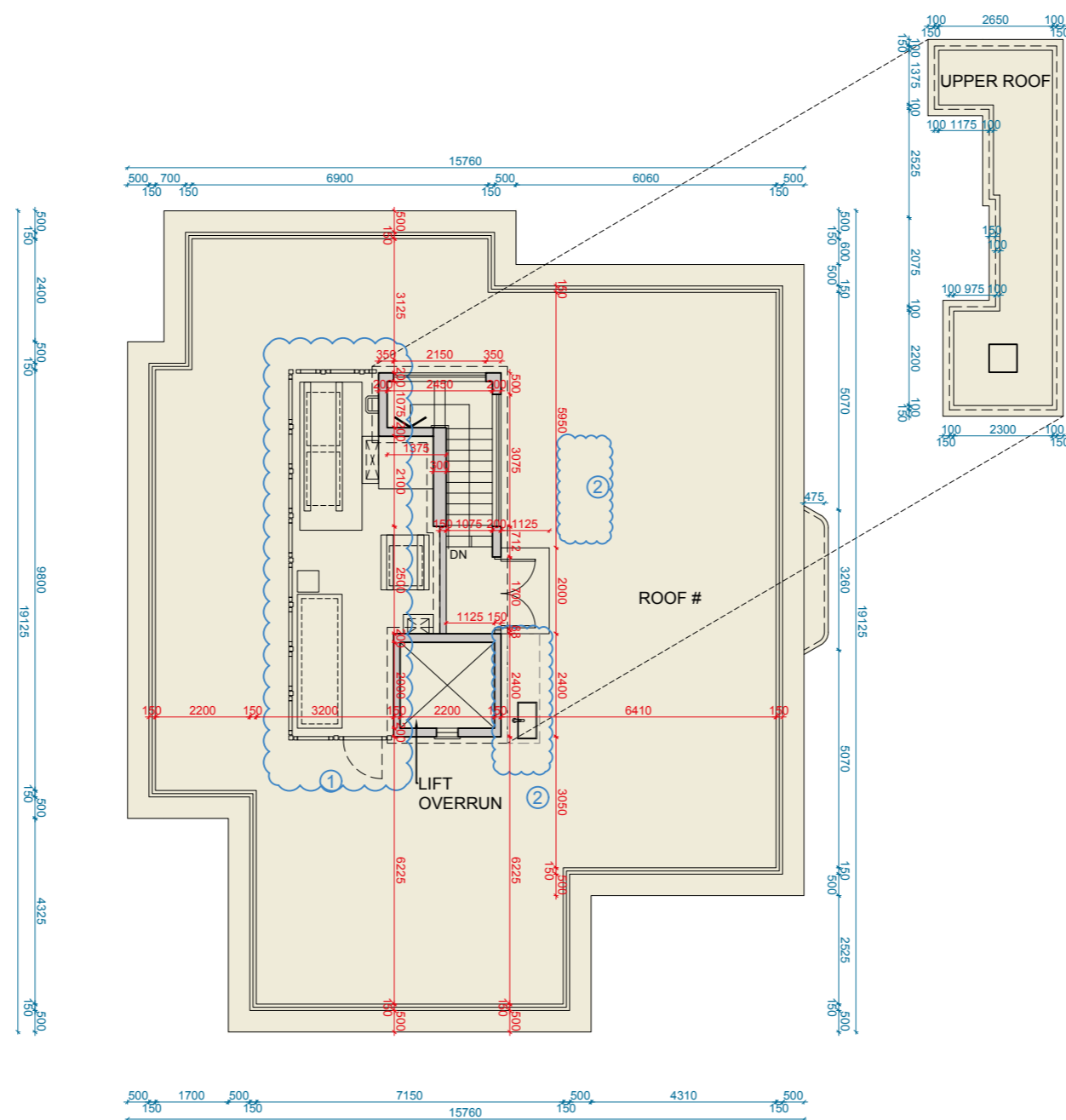
1. 平面圖所列之尺寸數字為以毫米標示之建築結構尺寸。
 2. 以上平面圖中顯示之名詞及簡稱請參閱本節之首頁。
- # 批准建築圖則所述之平台。
^ 只適用於梯屋。

Notes:

1. The dimensions in the floor plans are all structural dimensions in millimeter.
 2. Please refer to the first page of this section of this sales brochure for legend of the terms and abbreviation shown on the floor plan above.
- # Flat roof under approved general building plans.
^ Applicable only to stairhood.

7 號洋房天台平面圖
House 7 Roof Plan

現狀間隔平面圖
Latest Layout Plan



備註：7 號洋房此部份因在發展項目落成後進行小型工程、指定豁免工程或獲《建築物條例》豁免的工程而有所改動，現狀請參閱有關現狀間隔平面圖。該等改動如下：

1. 豎設金屬欄杆。
2. 修改洗滌盆的位置及數量。

Notes: This part of House 7 has been altered by way of minor works, designated exempted works, or exempted works under the Buildings Ordinance after completion of the development, the latest condition of which is shown on the relevant latest layout plan. The alteration works are as follows:

1. Metal fence has been erected.
2. Location and number of sink unit have been modified.

比例尺 SCALE: 0m (米) 7.5m (米)

7 號洋房 House 7	天台 Roof
每個住宅物業的樓板 (不包括灰泥) 的厚度 (毫米) ^ The thickness of the floor slabs (excluding plaster) of each residential property (mm) ^	150
每個住宅物業的層與層之間的高度 (毫米) ^ The floor-to-floor height of each residential property (mm) ^	2800

因住宅物業的較高樓層的結構牆的厚度遞減，較高樓層的內部面積，一般比較低樓層的內部面積稍大。(註：此根據《一手住宅物業銷售條例》附表 1 第一部第 10(2)(e) 條所規定的陳述並不適用於本發展項目。)
The internal areas of the residential properties on the upper floors will generally be slightly larger than those on the lower floors because of the reducing thickness of the structural walls on the upper floors. (Note: This statement requested under Section 10(2)(e) in Part 1 of Schedule 1 of the Residential Properties (First-hand Sales) Ordinance is not applicable to the Development.)

備註：

1. 平面圖所列之尺寸數字為以毫米標示之建築結構尺寸。
 2. 以上平面圖中顯示之名詞及簡稱請參閱本節之首頁。
- # 批准建築圖則所述之平台。
^ 只適用於梯屋。

Notes:

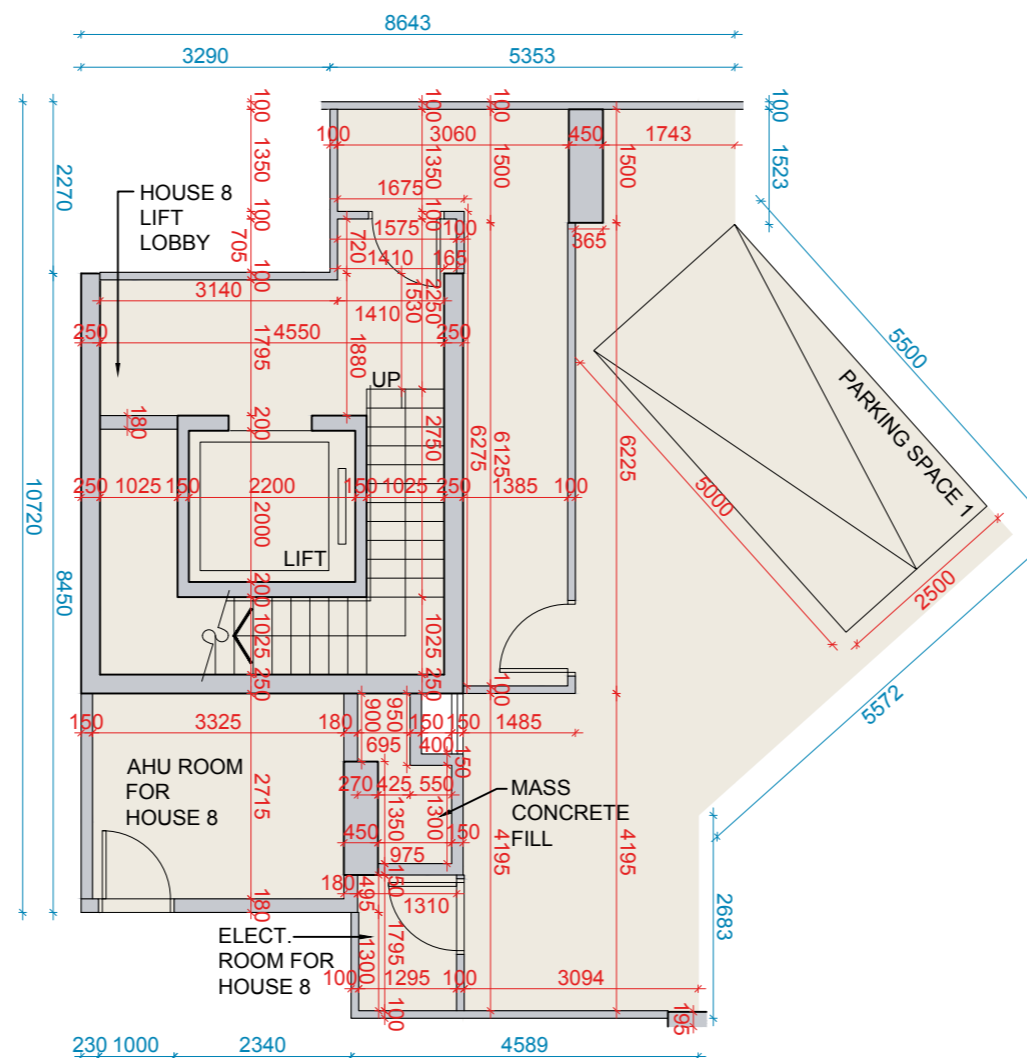
1. The dimensions in the floor plans are all structural dimensions in millimeter.
 2. Please refer to the first page of this section of this sales brochure for legend of the terms and abbreviation shown on the floor plan above.
- # Flat roof under approved general building plans.
^ Applicable only to stairhood.

8 號洋房停車場平面圖 (地下主低層平面圖 *)

House 8 Carpark Floor Plan (Master Lower Ground Floor Plan*)

根據批准建築圖則

As Per Approved General Building Plan



比例尺 SCALE: 0m (米) 5m (米)

8 號洋房 House 8	地下主低層 Master Lower Ground Floor
每個住宅物業的樓板 (不包括灰泥) 的厚度 (毫米) The thickness of the floor slabs (excluding plaster) of each residential property (mm)	200, 250, 800
每個住宅物業的層與層之間的高度 (毫米) The floor-to-floor height of each residential property (mm)	5280, 5500

因住宅物業的較高樓層的結構牆的厚度遞減，較高樓層的內部面積，一般比較低樓層的內部面積稍大。(註：此根據《一手住宅物業銷售條例》附表 1 第一部第 10(2)(e) 條所規定的陳述並不適用於本發展項目。)
The internal areas of the residential properties on the upper floors will generally be slightly larger than those on the lower floors because of the reducing thickness of the structural walls on the upper floors. (Note: This statement requested under Section 10(2) (e) in Part 1 of Schedule 1 of the Residential Properties (First-hand Sales) Ordinance is not applicable to the Development.)

備註：

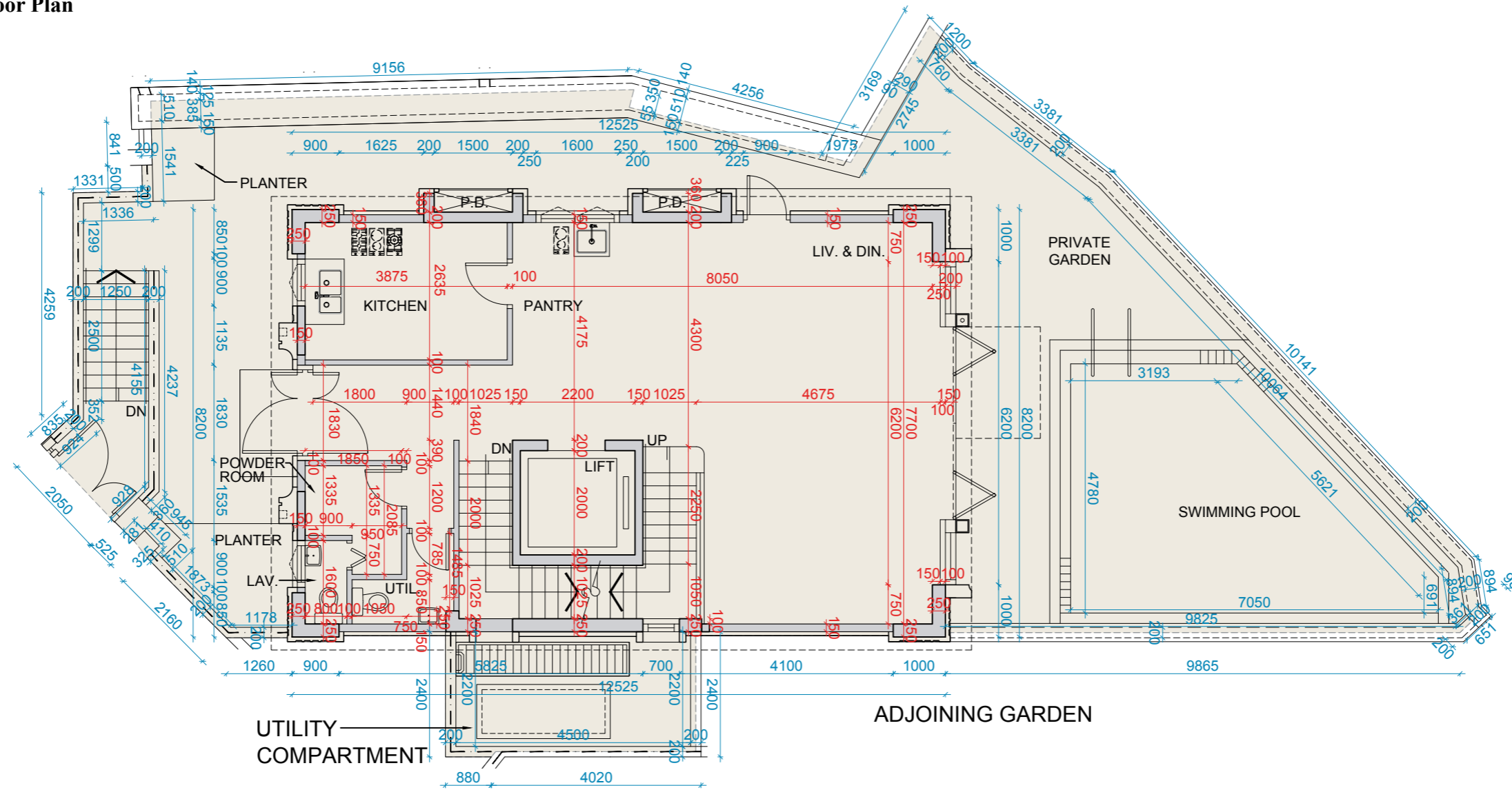
1. 平面圖所列之尺寸數字為以毫米標示之建築結構尺寸。
 2. 以上平面圖中顯示之名詞及簡稱請參閱本節之首頁。
- * 按批准建築圖則所述之樓層。

Notes:

1. The dimensions in the floor plans are all structural dimensions in millimeter.
 2. Please refer to the first page of this section of this sales brochure for legend of the terms and abbreviation shown on the floor plan above.
- * floor numbering as per approved general building plans.

8 號洋房地下層平面圖
House 8 Ground Floor Plan

根據批准建築圖則
As Per Approved
General Building Plan



比例尺 SCALE: 0m (米) 5m (米)

8 號洋房 House 8	地下層 Ground Floor
每個住宅物業的樓板 (不包括灰泥) 的厚度 (毫米) The thickness of the floor slabs (excluding plaster) of each residential property (mm)	150, 175, 225
每個住宅物業的層與層之間的高度 (毫米) The floor-to-floor height of each residential property (mm)	4300, 4500

因住宅物業的較高樓層的結構牆的厚度遞減，較高樓層的內部面積，一般比較低樓層的內部面積稍大。(註：此根據《一手住宅物業銷售條例》附表 1 第一部第 10(2)(e) 條所規定的陳述並不適用於本發展項目。)
The internal areas of the residential properties on the upper floors will generally be slightly larger than those on the lower floors because of the reducing thickness of the structural walls on the upper floors. (Note: This statement requested under Section 10(2)(e) in Part 1 of Schedule 1 of the Residential Properties (First-hand Sales) Ordinance is not applicable to the Development.)

備註：

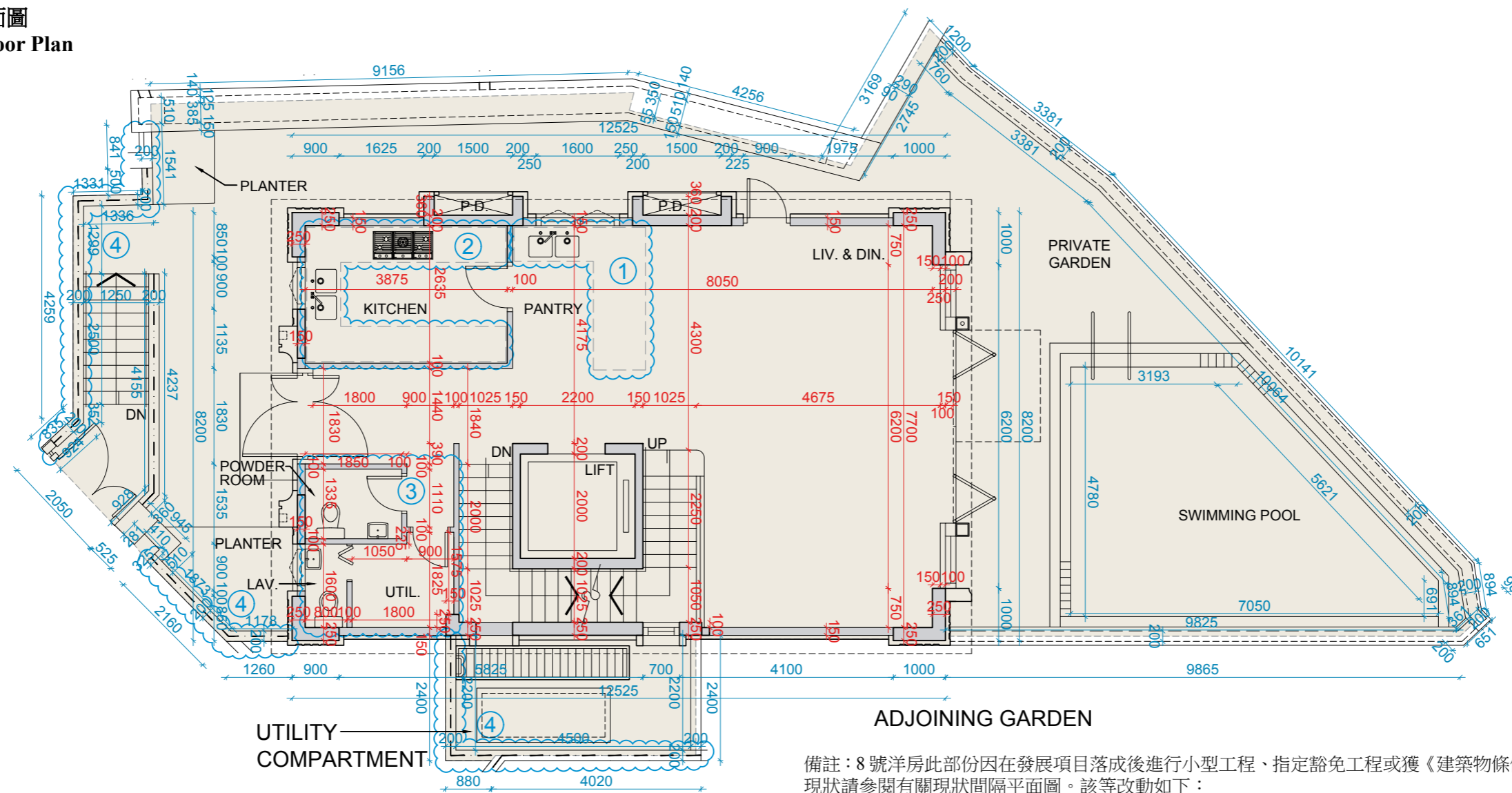
1. 平面圖所列之尺寸數字為以毫米標示之建築結構尺寸。
2. 以上平面圖中顯示之名詞及簡稱請參閱本節之首頁。

Notes:

1. The dimensions in the floor plans are all structural dimensions in millimeter.
2. Please refer to the first page of this section of this sales brochure for legend of the terms and abbreviation shown on the floor plan above.

8 號洋房地下層平面圖
House 8 Ground Floor Plan

現狀間隔平面圖
Latest Layout Plan



比例尺 SCALE: 0m (米) 5m (米)

8 號洋房 House 8	地下層 Ground Floor
每個住宅物業的樓板 (不包括灰泥) 的厚度 (毫米) The thickness of the floor slabs (excluding plaster) of each residential property (mm)	150, 175, 225
每個住宅物業的層與層之間的高度 (毫米) The floor-to-floor height of each residential property (mm)	4300, 4500

因住宅物業的較高樓層的結構牆的厚度遞減，較高樓層的內部面積，一般比較低樓層的內部面積稍大。(註：此根據《一手住宅物業銷售條例》附表 1 第一部第 10(2)(e) 條所規定的陳述並不適用於本發展項目。)
The internal areas of the residential properties on the upper floors will generally be slightly larger than those on the lower floors because of the reducing thickness of the structural walls on the upper floors. (Note: This statement requested under Section 10(2)(e) in Part 1 of Schedule 1 of the Residential Properties (First-hand Sales) Ordinance is not applicable to the Development.)

備註：8 號洋房此部份因在發展項目落成後進行小型工程、指定豁免工程或獲《建築物條例》豁免的工程而有所改動，現狀請參閱有關現狀間隔平面圖。該等改動如下：

1. 拆除爐具。安裝廚櫃。修改洗滌盆的位置及數量。
2. 安裝廚櫃。
3. 修改間牆及掩門。坐廁及洗滌盆移位。修改原有摺門方向。
4. 改動金屬欄杆。

Notes: This part of House 8 has been altered by way of minor works, designated exempted works, or exempted works under the Buildings Ordinance after completion of the development, the latest condition of which is shown on the relevant latest layout plan. The alteration works are as follows:

1. Stove has been removed. Kitchen cabinet has been installed. Location and number of sink unit have been modified.
2. Kitchen cabinet has been installed.
3. Partition wall and swing door have been modified. Toilet and sink unit have been shifted. Original folding door direction has been modified.
4. Alteration of metal railing.

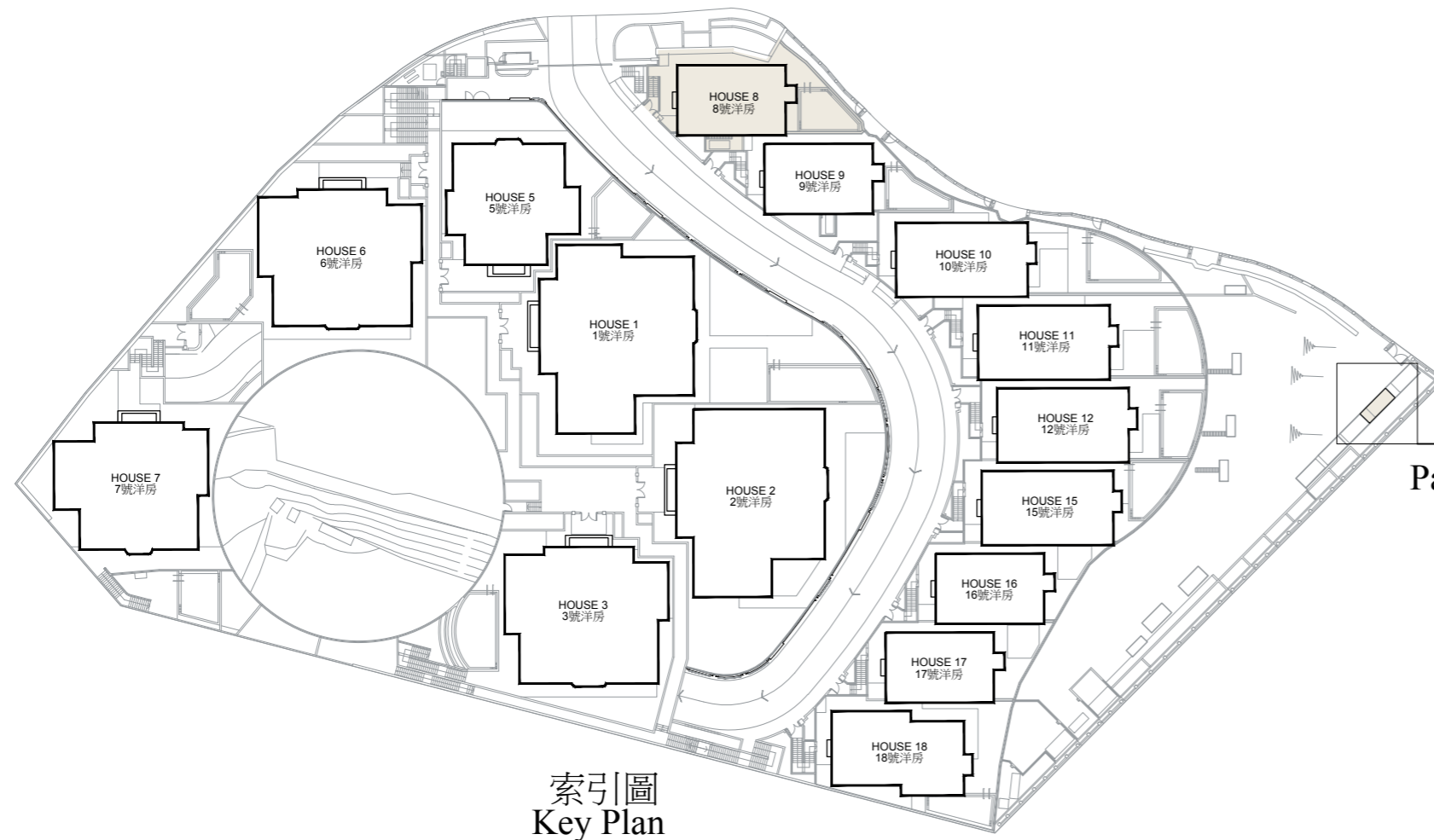
備註：

1. 平面圖所列之尺寸數字為以毫米標示之建築結構尺寸。
2. 以上平面圖中顯示之名詞及簡稱請參閱本節之首頁。

Notes:

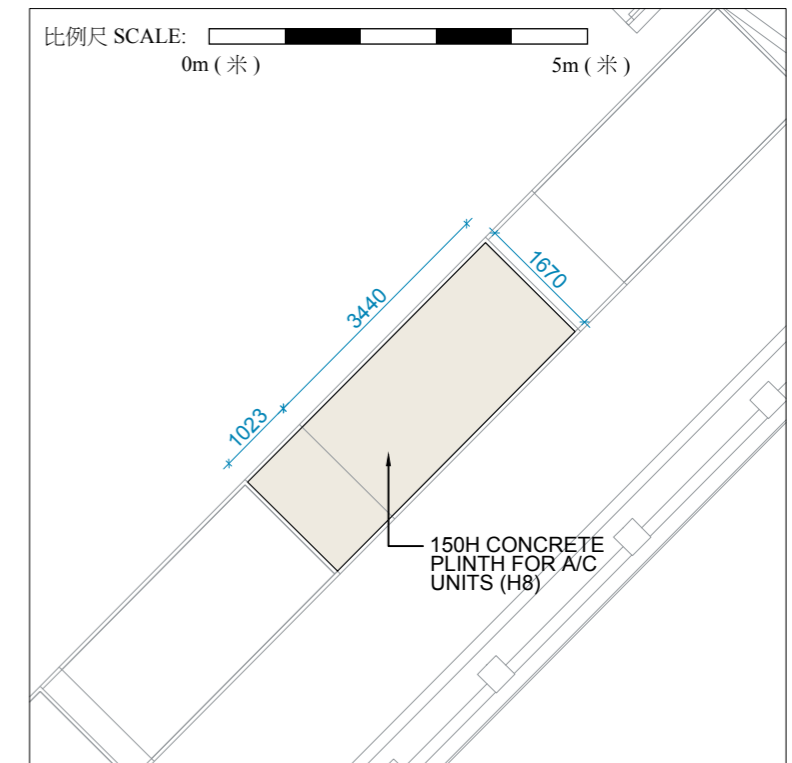
1. The dimensions in the floor plans are all structural dimensions in millimeter.
2. Please refer to the first page of this section of this sales brochure for legend of the terms and abbreviation shown on the floor plan above.

8 號洋房地下主層平面圖
House 8 Master Ground Floor Plan



索引圖
Key Plan

8 號洋房地下主層部分平面圖
Part Plan For House 8 Master Ground Floor Plan



8 號洋房地下主層部分平面圖
Part Plan For House 8 Master Ground Floor Plan

備註：

1. 平面圖所列之尺寸數字為以毫米標示之建築結構尺寸。
2. 以上平面圖中顯示之名詞及簡稱請參閱本節之首頁。

Notes:

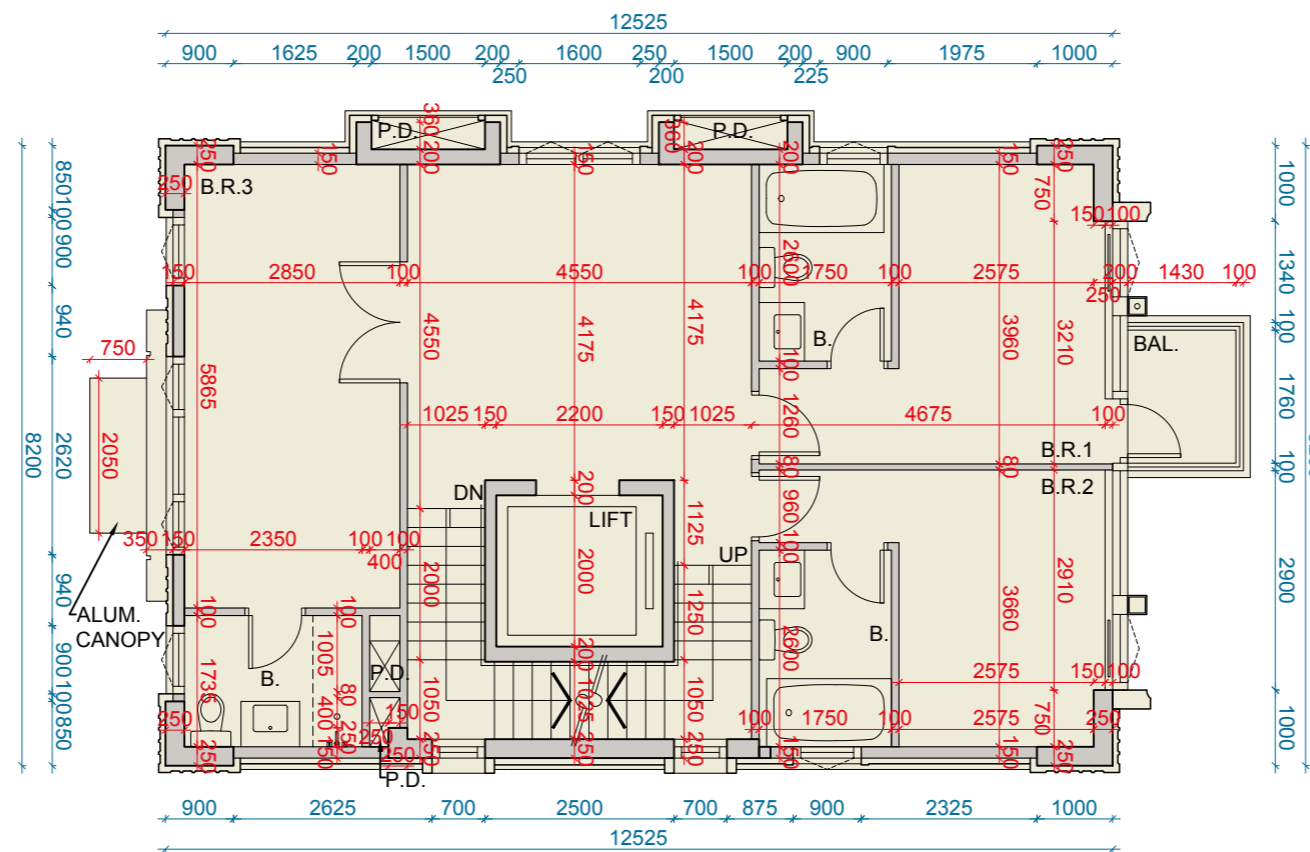
1. The dimensions in the floor plans are all structural dimensions in millimeter.
2. Please refer to the first page of this section of this sales brochure for legend of the terms and abbreviation shown on the floor plan above.

因住宅物業的較高樓層的結構牆的厚度遞減，較高樓層的內部面積，一般比較低樓層的內部面積稍大。（註：此根據《一手住宅物業銷售條例》附表 1 第一部第 10(2)(e) 條所規定的陳述並不適用於本發展項目。）

The internal areas of the residential properties on the upper floors will generally be slightly larger than those on the lower floors because of the reducing thickness of the structural walls on the upper floors. (Note: This statement requested under Section 10(2)(e) in Part 1 of Schedule 1 of the Residential Properties (First-hand Sales) Ordinance is not applicable to the Development.)

8 號洋房一樓平面圖
House 8 First Floor Plan

根據批准建築圖則
As Per Approved General Building Plan



比例尺 SCALE: 0m (米) 5m (米)

8 號洋房 House 8	1 樓 First Floor
每個住宅物業的樓板 (不包括灰泥) 的厚度 (毫米) The thickness of the floor slabs (excluding plaster) of each residential property (mm)	150, 175, 225
每個住宅物業的層與層之間的高度 (毫米) The floor-to-floor height of each residential property (mm)	3300, 3500, 3700

因住宅物業的較高樓層的結構牆的厚度遞減，較高樓層的內部面積，一般比較低樓層的內部面積稍大。(註：此根據《一手住宅物業銷售條例》附表 1 第一部第 10(2)(e) 條所規定的陳述並不適用於本發展項目。)
The internal areas of the residential properties on the upper floors will generally be slightly larger than those on the lower floors because of the reducing thickness of the structural walls on the upper floors. (Note: This statement requested under Section 10(2)(e) in Part 1 of Schedule 1 of the Residential Properties (First-hand Sales) Ordinance is not applicable to the Development.)

備註：

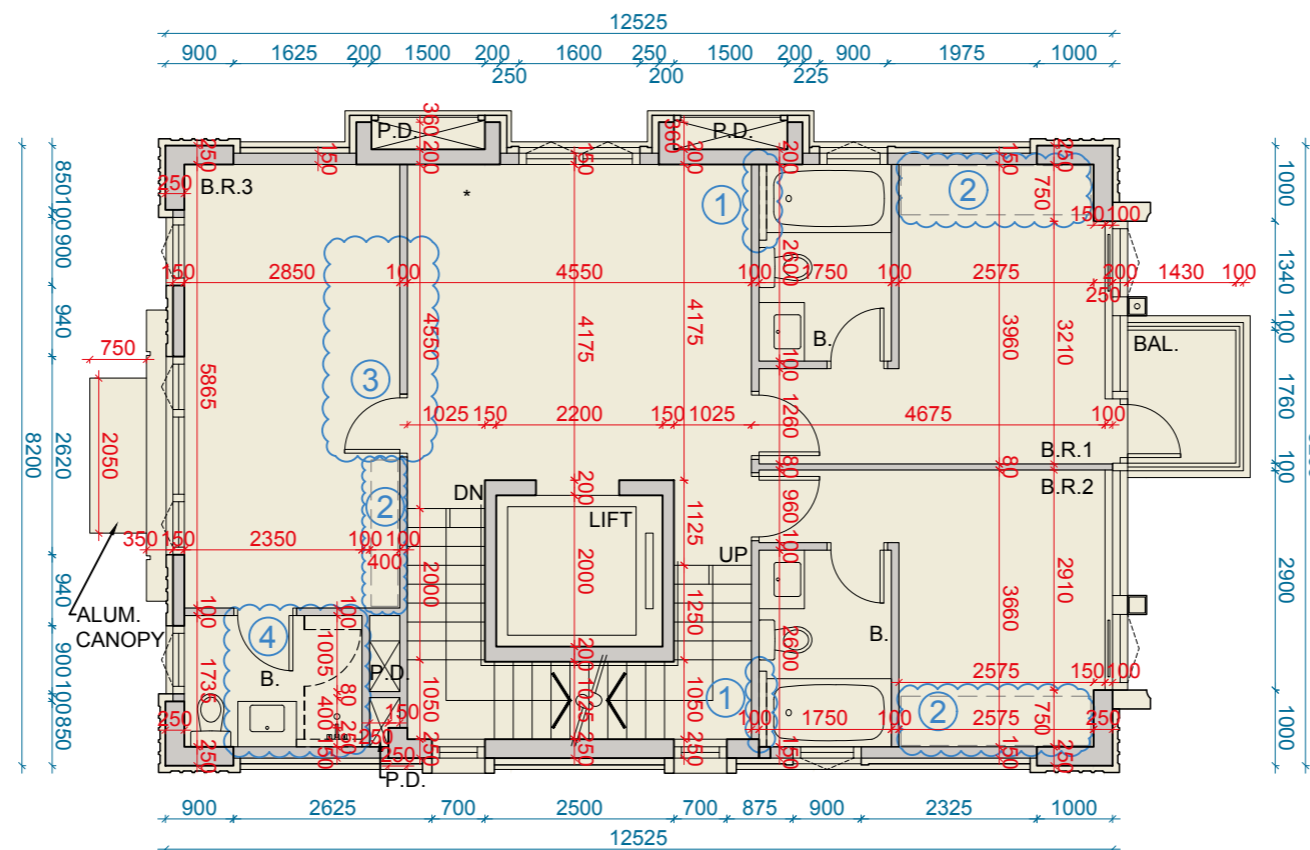
1. 平面圖所列之尺寸數字為以毫米標示之建築結構尺寸。
2. 以上平面圖中顯示之名詞及簡稱請參閱本節之首頁。

Notes:

1. The dimensions in the floor plans are all structural dimensions in millimeter.
2. Please refer to the first page of this section of this sales brochure for legend of the terms and abbreviation shown on the floor plan above.

8 號洋房一樓平面圖 House 8 First Floor Plan

現狀間隔平面圖
Latest Layout Plan



備註：8 號洋房此部份因在發展項目落成後進行小型工程、指定豁免工程或獲《建築物條例》豁免的工程而有所改動，現狀請參閱有關現狀間隔平面圖。該等改動如下：

1. 安裝飾面牆。
2. 安裝櫃。
3. 修改間牆及拆除雙掩門。安裝掩門。
4. 安裝飾面牆、玻璃間隔及掩門。對調原有掩門方向。

Notes: This part of House 8 has been altered by way of minor works, designated exempted works, or exempted works under the Buildings Ordinance after completion of the development, the latest condition of which is shown on the relevant latest layout plan. The alteration works are as follows:

1. Furring wall has been installed.
2. Cabinet has been installed.
3. Partition wall has been modified and double swing door has been removed. Swing door has been installed.
4. Furring wall, glass partition and swing door have been installed. Original swing door direction has been mirrored.

比例尺 SCALE: 0m (米) 5m (米)

8 號洋房 House 8	1 樓 First Floor
每個住宅物業的樓板 (不包括灰泥) 的厚度 (毫米) The thickness of the floor slabs (excluding plaster) of each residential property (mm)	150, 175, 225
每個住宅物業的層與層之間的高度 (毫米) The floor-to-floor height of each residential property (mm)	3300, 3500, 3700

因住宅物業的較高樓層的結構牆的厚度遞減，較高樓層的內部面積，一般比較低樓層的內部面積稍大。(註：此根據《一手住宅物業銷售條例》附表 1 第一部第 10(2)(e) 條所規定的陳述並不適用於本發展項目。)
The internal areas of the residential properties on the upper floors will generally be slightly larger than those on the lower floors because of the reducing thickness of the structural walls on the upper floors. (Note: This statement requested under Section 10(2)(e) in Part 1 of Schedule 1 of the Residential Properties (First-hand Sales) Ordinance is not applicable to the Development.)

備註：

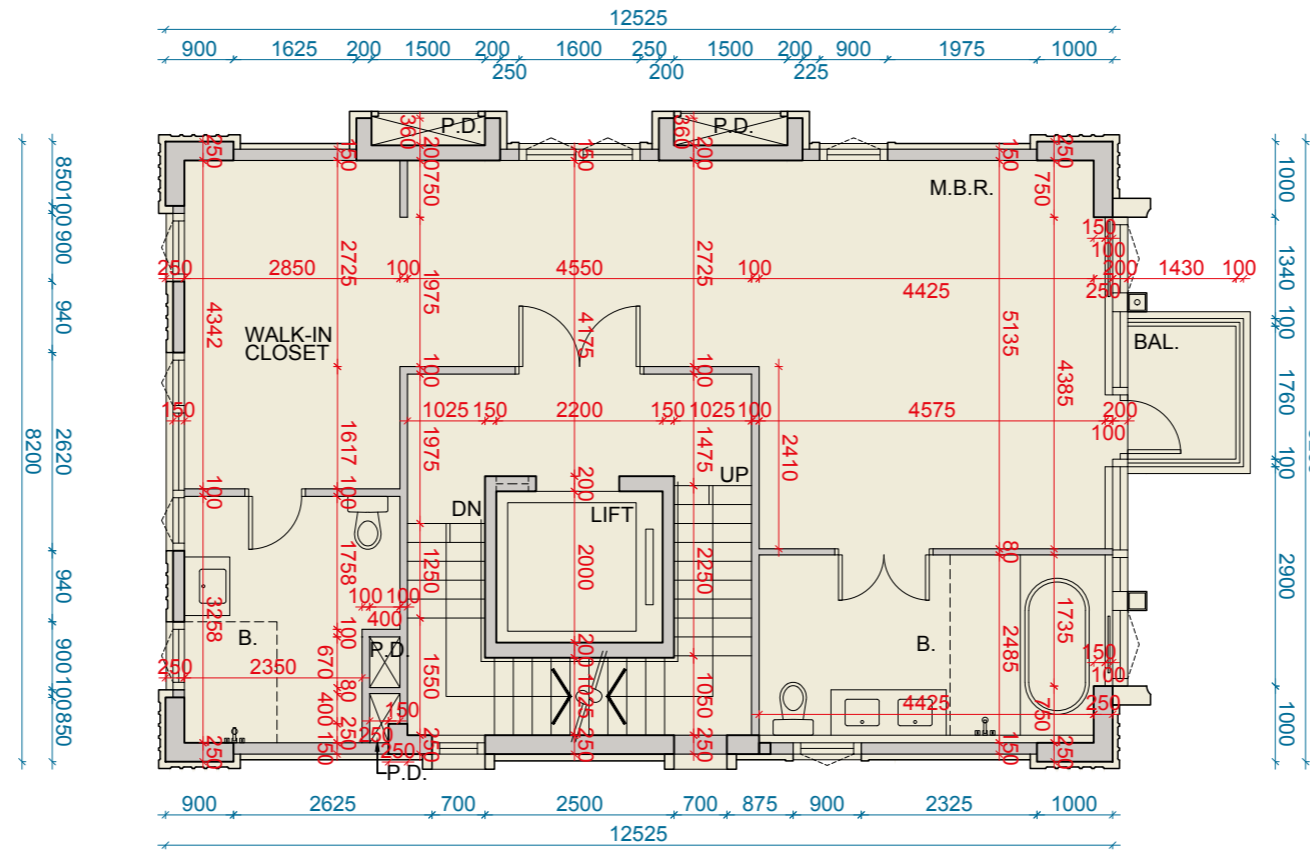
1. 平面圖所列之尺寸數字為以毫米標示之建築結構尺寸。
2. 以上平面圖中顯示之名詞及簡稱請參閱本節之首頁。
- * 此空間在節錄 23 裝置、裝修物料及設備為起居室。

Notes:

1. The dimensions in the floor plans are all structural dimensions in millimeter.
2. Please refer to the first page of this section of this sales brochure for legend of the terms and abbreviation shown on the floor plan above.
- * This space is shown as Family Room in Section 23 Fittings, Finishes and Appliances.

8 號洋房二樓平面圖
House 8 Second Floor Plan

根據批准建築圖則
As Per Approved General Building Plan



比例尺 SCALE: 0m (米) 5m (米)

8 號洋房 House 8	2 樓 Second Floor
每個住宅物業的樓板 (不包括灰泥) 的厚度 (毫米) The thickness of the floor slabs (excluding plaster) of each residential property (mm)	150, 175
每個住宅物業的層與層之間的高度 (毫米) The floor-to-floor height of each residential property (mm)	3500, 3700

因住宅物業的較高樓層的結構牆的厚度遞減，較高樓層的內部面積，一般比較低樓層的內部面積稍大。(註：此根據《一手住宅物業銷售條例》附表 1 第一部第 10(2)(e) 條所規定的陳述並不適用於本發展項目。)
The internal areas of the residential properties on the upper floors will generally be slightly larger than those on the lower floors because of the reducing thickness of the structural walls on the upper floors. (Note: This statement requested under Section 10(2)(e) in Part 1 of Schedule 1 of the Residential Properties (First-hand Sales) Ordinance is not applicable to the Development.)

備註：

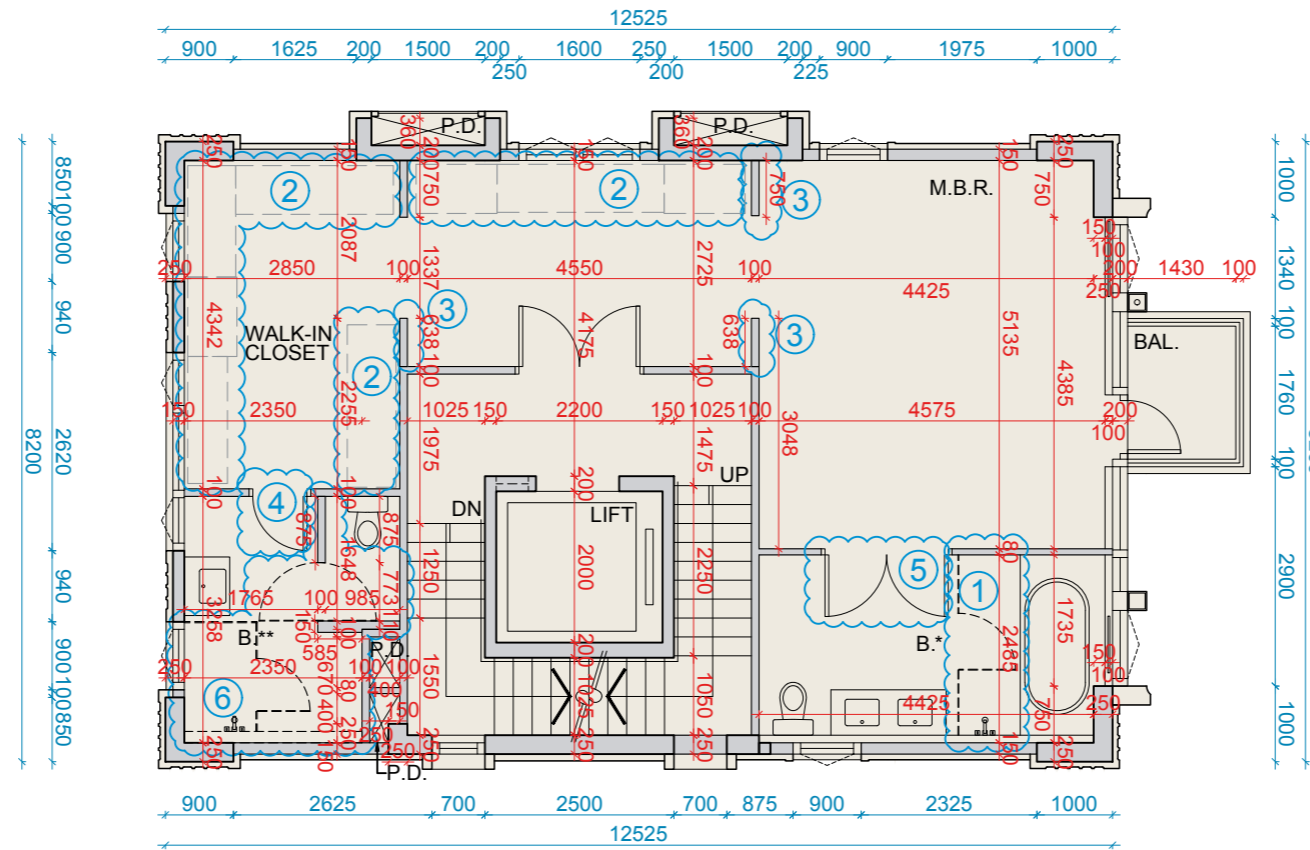
1. 平面圖所列之尺寸數字為以毫米標示之建築結構尺寸。
2. 以上平面圖中顯示之名詞及簡稱請參閱本節之首頁。

Notes:

1. The dimensions in the floor plans are all structural dimensions in millimeter.
2. Please refer to the first page of this section of this sales brochure for legend of the terms and abbreviation shown on the floor plan above.

8 號洋房二樓平面圖
House 8 Second Floor Plan

現狀間隔平面圖
Latest Layout Plan



備註：8 號洋房此部份因在發展項目落成後進行小型工程、指定豁免工程或獲《建築物條例》豁免的工程而有所改動，現狀請參閱有關現狀間隔平面圖。該等改動如下：

1. 安裝玻璃間隔及掩門。
2. 安裝櫃。
3. 安裝間牆。
4. 修改間牆及掩門。對調掩門方向。
5. 修改間牆及雙掩門。
6. 安裝間牆、飾面牆、玻璃間隔及掩門。

Notes: This part of House 8 has been altered by way of minor works, designated exempted works, or exempted works under the Buildings Ordinance after completion of the development, the latest condition of which is shown on the relevant latest layout plan. The alteration works are as follows:

1. Glass partition and swing door have been installed.
2. Cabinet has been installed.
3. Partition wall has been installed.
4. Partition wall and swing door has been modified. Swing door direction has been mirrored.
5. Partition wall and double swing door have been modified.
6. Partition wall, furring wall, glass partition and swing door have been installed.

比例尺 SCALE: 0m (米) 5m (米)

8 號洋房 House 8	2 樓 Second Floor
每個住宅物業的樓板 (不包括灰泥) 的厚度 (毫米) The thickness of the floor slabs (excluding plaster) of each residential property (mm)	150, 175
每個住宅物業的層與層之間的高度 (毫米) The floor-to-floor height of each residential property (mm)	3500, 3700

因住宅物業的較高樓層的結構牆的厚度遞減，較高樓層的內部面積，一般比較低樓層的內部面積稍大。(註：此根據《一手住宅物業銷售條例》附表 1 第一部第 10(2)(e) 條所規定的陳述並不適用於本發展項目。)
The internal areas of the residential properties on the upper floors will generally be slightly larger than those on the lower floors because of the reducing thickness of the structural walls on the upper floors. (Note: This statement requested under Section 10(2)(e) in Part 1 of Schedule 1 of the Residential Properties (First-hand Sales) Ordinance is not applicable to the Development.)

備註：

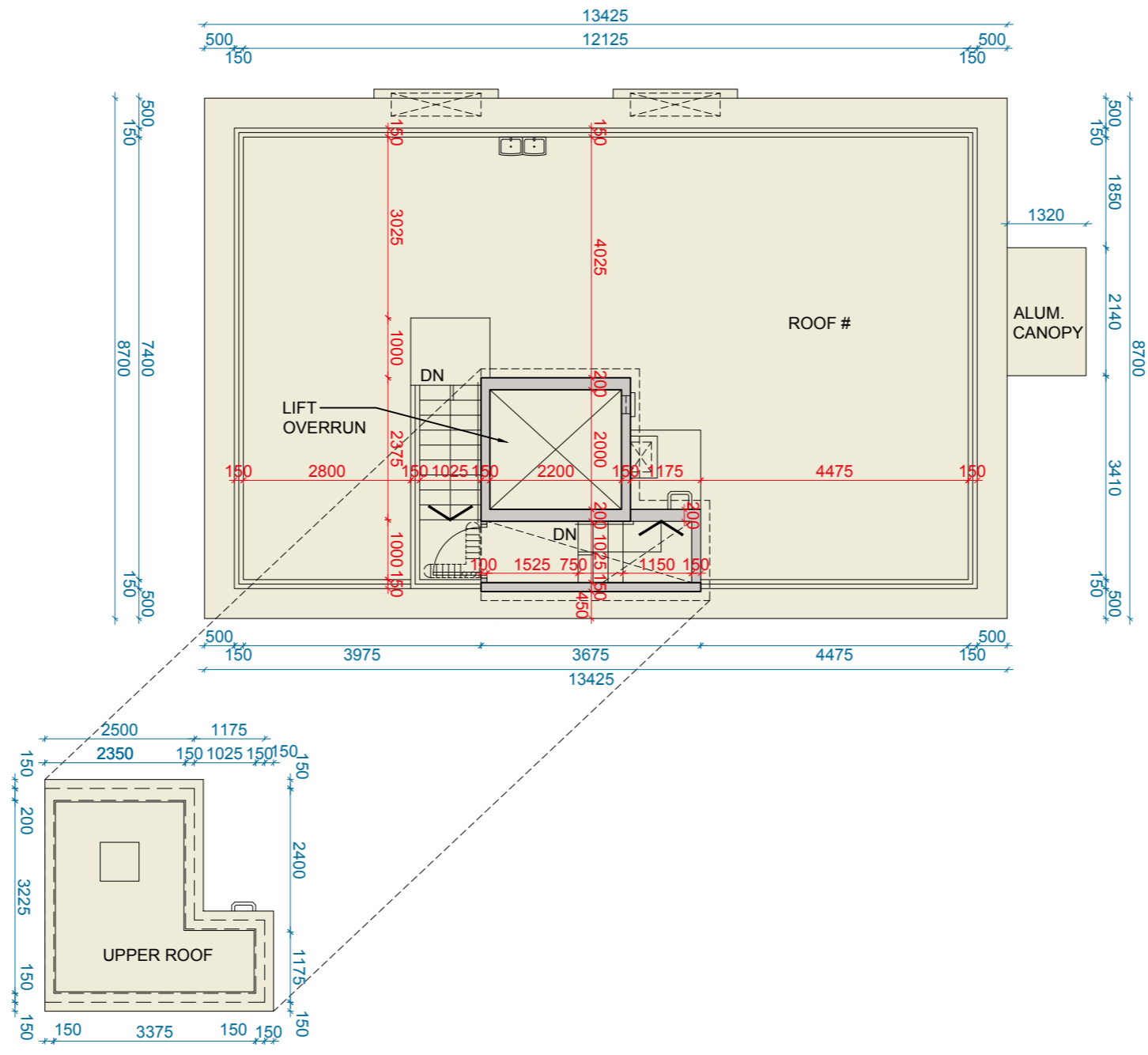
1. 平面圖所列之尺寸數字為以毫米標示之建築結構尺寸。
2. 以上平面圖中顯示之名詞及簡稱請參閱本節之首頁。
- * 此空間在節錄 23 裝置、裝修物料及設備為主人睡房浴室。
- ** 此空間在節錄 23 裝置、裝修物料及設備為步入式衣帽間浴室。

Notes:

1. The dimensions in the floor plans are all structural dimensions in millimeter.
2. Please refer to the first page of this section of this sales brochure for legend of the terms and abbreviation shown on the floor plan above.
- * This space is shown as Master Bedroom Bathroom in Section 23 Fittings, Finishes and Appliances.
- ** This space is shown as Walk-In Closet Bathroom in Section 23 Fittings, Finishes and Appliances.

8 號洋房天台平面圖
House 8 Roof Plan

根據批准建築圖則
As Per Approved General Building Plan



8 號洋房 House 8	天台 Roof
每個住宅物業的樓板 (不包括灰泥) 的厚度 (毫米)^ The thickness of the floor slabs (excluding plaster) of each residential property (mm)^	150
每個住宅物業的層與層之間的高度 (毫米)^ The floor-to-floor height of each residential property (mm)^	1615

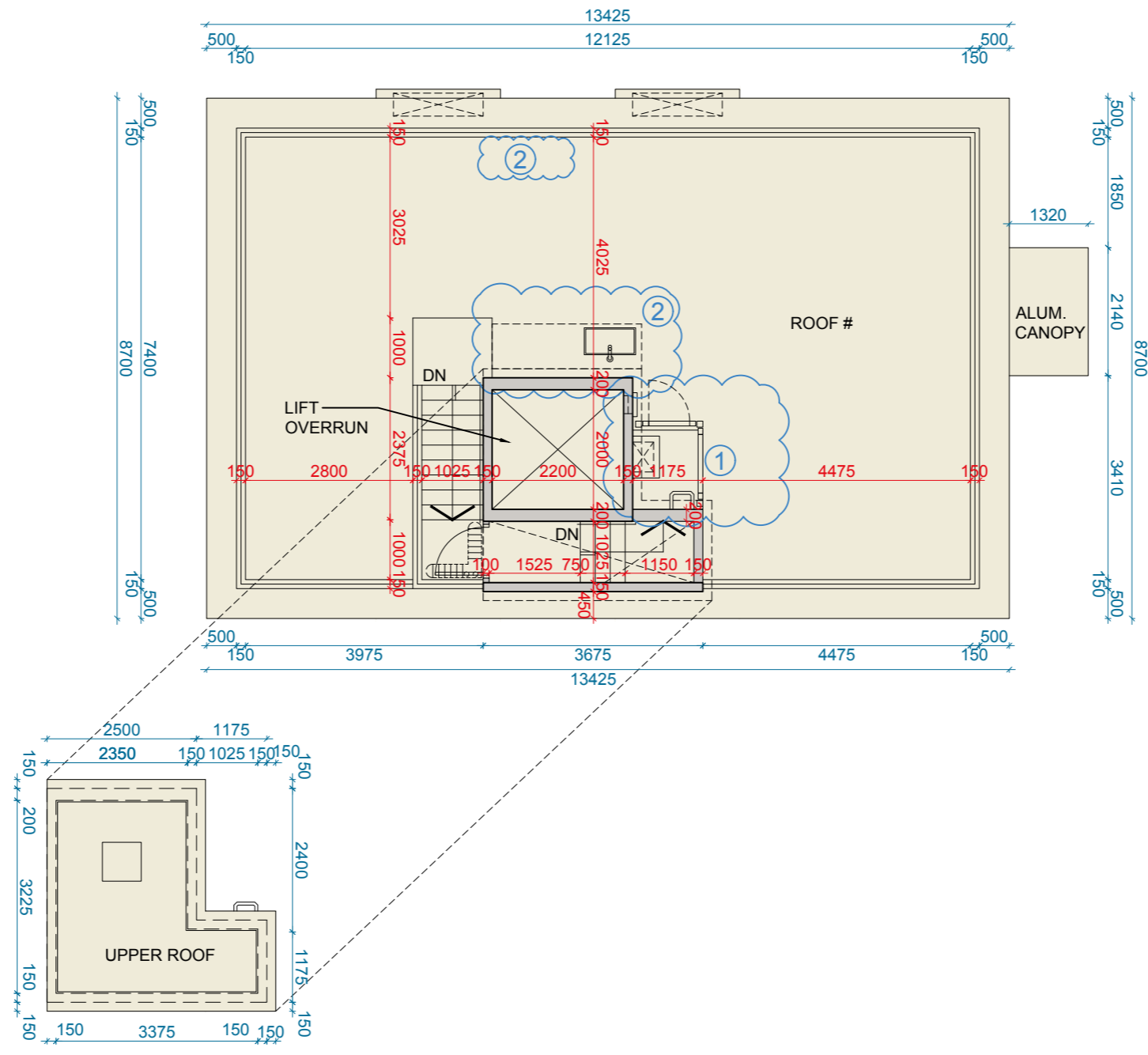
因住宅物業的較高樓層的結構牆的厚度遞減，較高樓層的內部面積，一般比較低樓層的內部面積稍大。(註：此根據《一手住宅物業銷售條例》附表 1 第一部第 10(2)(e) 條所規定的陳述並不適用於本發展項目。)
The internal areas of the residential properties on the upper floors will generally be slightly larger than those on the lower floors because of the reducing thickness of the structural walls on the upper floors. (Note: This statement requested under Section 10(2)(e) in Part 1 of Schedule 1 of the Residential Properties (First-hand Sales) Ordinance is not applicable to the Development.)

- 備註：
1. 平面圖所列之尺寸數字為以毫米標示之建築結構尺寸。
 2. 以上平面圖中顯示之名詞及簡稱請參閱本節之首頁。
- # 批准建築圖則所述之平台。
^ 只適用於梯屋。

- Notes:
1. The dimensions in the floor plans are all structural dimensions in millimeter.
 2. Please refer to the first page of this section of this sales brochure for legend of the terms and abbreviation shown on the floor plan above.
- # Flat roof under approved general building plans.
^ Applicable only to stairhood.

8 號洋房天台平面圖
House 8 Roof Plan

現狀間隔平面圖
Latest Layout Plan



備註：8 號洋房此部份因在發展項目落成後進行小型工程、指定豁免工程或獲《建築物條例》豁免的工程而有所改動，現狀請參閱有關現狀間隔平面圖。該等改動如下：

1. 豎設金屬欄杆。
2. 修改洗滌盆的位置及數量。

Notes: This part of House 8 has been altered by way of minor works, designated exempted works, or exempted works under the Buildings Ordinance after completion of the development, the latest condition of which is shown on the relevant latest layout plan. The alteration works are as follows:

1. Metal fence has been erected.
2. Location and number of sink unit have been modified.

比例尺 SCALE: 0m (米) 5m (米)

8 號洋房 House 8	天台 Roof
每個住宅物業的樓板 (不包括灰泥) 的厚度 (毫米) ^ The thickness of the floor slabs (excluding plaster) of each residential property (mm) ^	150
每個住宅物業的層與層之間的高度 (毫米) ^ The floor-to-floor height of each residential property (mm) ^	1615

因住宅物業的較高樓層的結構牆的厚度遞減，較高樓層的內部面積，一般比較低樓層的內部面積稍大。(註：此根據《一手住宅物業銷售條例》附表 1 第一部第 10(2)(e) 條所規定的陳述並不適用於本發展項目。)
The internal areas of the residential properties on the upper floors will generally be slightly larger than those on the lower floors because of the reducing thickness of the structural walls on the upper floors. (Note: This statement requested under Section 10(2)(e) in Part 1 of Schedule 1 of the Residential Properties (First-hand Sales) Ordinance is not applicable to the Development.)

備註：

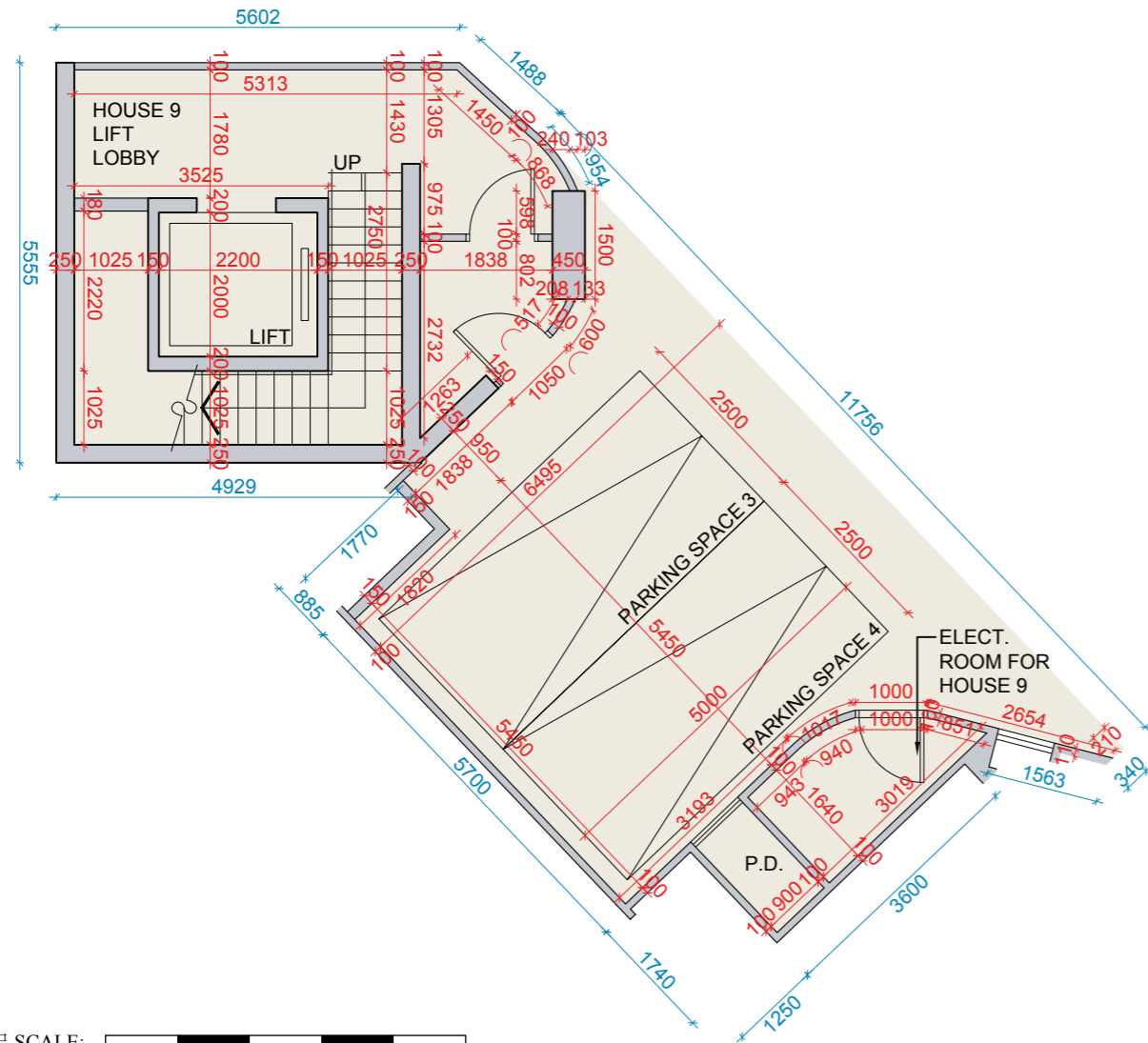
1. 平面圖所列之尺寸數字為以毫米標示之建築結構尺寸。
 2. 以上平面圖中顯示之名詞及簡稱請參閱本節之首頁。
- # 批准建築圖則所述之平台。
^ 只適用於梯屋。

Notes:

1. The dimensions in the floor plans are all structural dimensions in millimeter.
 2. Please refer to the first page of this section of this sales brochure for legend of the terms and abbreviation shown on the floor plan above.
- # Flat roof under approved general building plans.
^ Applicable only to stairhood.

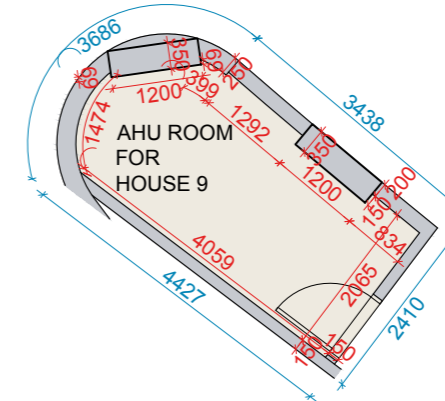
9 號洋房停車場平面圖 (地下主低層平面圖 *)
House 9 Carpark Floor Plan (Master Lower Ground Floor Plan*)

根據批准建築圖則
As Per Approved General Building Plan



9 號洋房風櫃房平面圖 (地下主層平面圖 *)
House 9 AHU Room Floor Plan (Master Ground Floor Plan*)

根據批准建築圖則
As Per Approved General Building Plan



比例尺 SCALE: 0m (米) 5m (米)

9 號洋房 House 9	地下主低層 Master Lower Ground Floor	地下主層 Master Ground Floor
每個住宅物業的樓板 (不包括灰泥) 的厚度 (毫米) The thickness of the floor slabs (excluding plaster) of each residential property (mm)	200, 250, 350, 800	250, 400
每個住宅物業的層與層之間的高度 (毫米) The floor-to-floor height of each residential property (mm)	5500	4650

因住宅物業的較高樓層的結構牆的厚度遞減，較高樓層的內部面積，一般比較低樓層的內部面積稍大。(註：此根據《一手住宅物業銷售條例》附表 1 第一部第 10(2)(e) 條所規定的陳述並不適用於本發展項目。)
The internal areas of the residential properties on the upper floors will generally be slightly larger than those on the lower floors because of the reducing thickness of the structural walls on the upper floors. (Note: This statement requested under Section 10(2)(e) in Part 1 of Schedule 1 of the Residential Properties (First-hand Sales) Ordinance is not applicable to the Development.)

備註：

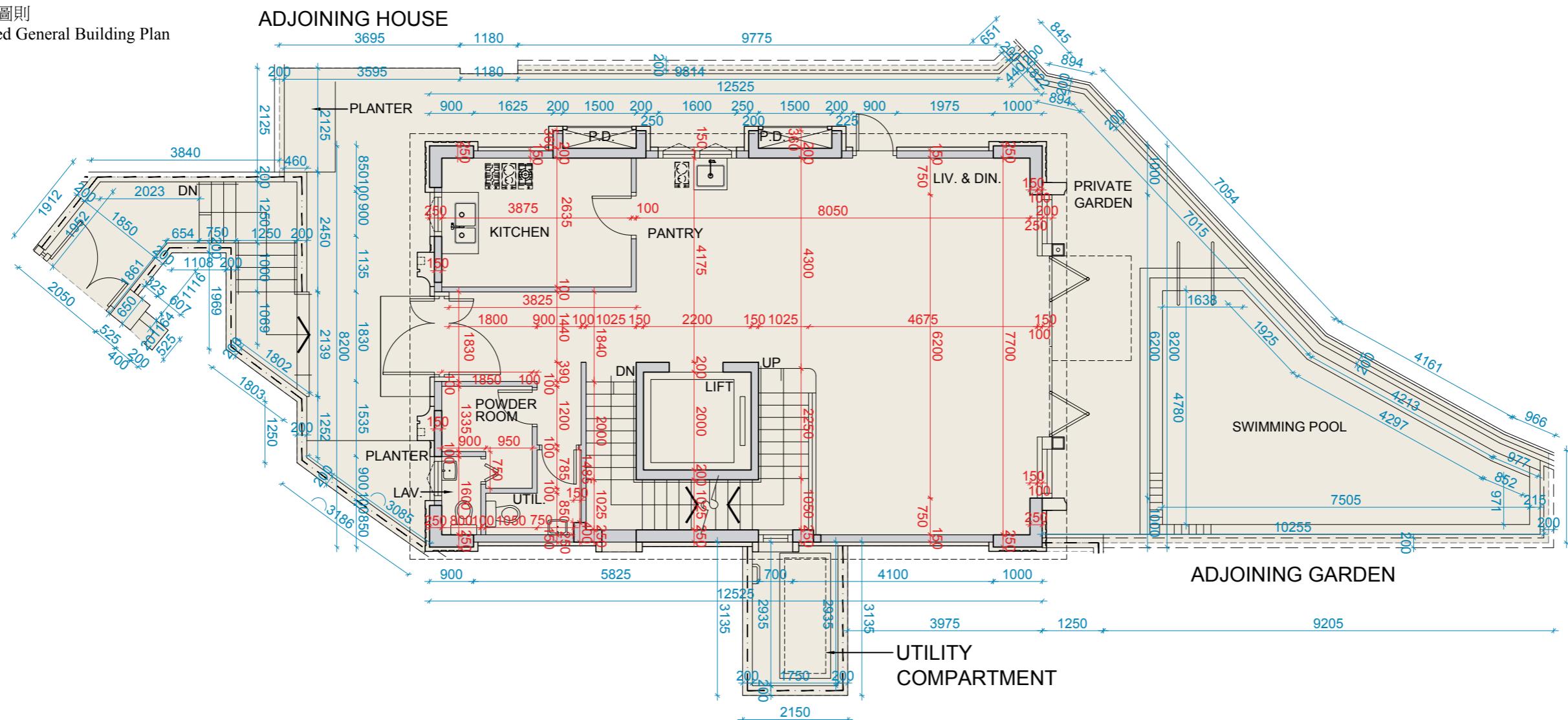
1. 平面圖所列之尺寸數字為以毫米標示之建築結構尺寸。
 2. 以上平面圖中顯示之名詞及簡稱請參閱本節之首頁。
- * 按批准建築圖則所述之樓層。

Notes:

1. The dimensions in the floor plans are all structural dimensions in millimeter.
 2. Please refer to the first page of this section of this sales brochure for legend of the terms and abbreviation shown on the floor plan above.
- * floor numbering as per approved general building plans.

9 號洋房地下層平面圖
House 9 Ground Floor Plan

根據批准建築圖則
As Per Approved General Building Plan



比例尺 SCALE: 0m (米) 5m (米)

9 號洋房 House 9	地下層 Ground Floor
每個住宅物業的樓板 (不包括灰泥) 的厚度 (毫米) The thickness of the floor slabs (excluding plaster) of each residential property (mm)	150, 175, 225, 250, 400
每個住宅物業的層與層之間的高度 (毫米) The floor-to-floor height of each residential property (mm)	4300, 4500

因住宅物業的較高樓層的結構牆的厚度遞減，較高樓層的內部面積，一般比較低樓層的內部面積稍大。(註：此根據《一手住宅物業銷售條例》附表 1 第一部第 10(2)(e) 條所規定的陳述並不適用於本發展項目。)
The internal areas of the residential properties on the upper floors will generally be slightly larger than those on the lower floors because of the reducing thickness of the structural walls on the upper floors. (Note: This statement requested under Section 10(2)(e) in Part 1 of Schedule 1 of the Residential Properties (First-hand Sales) Ordinance is not applicable to the Development.)

備註：

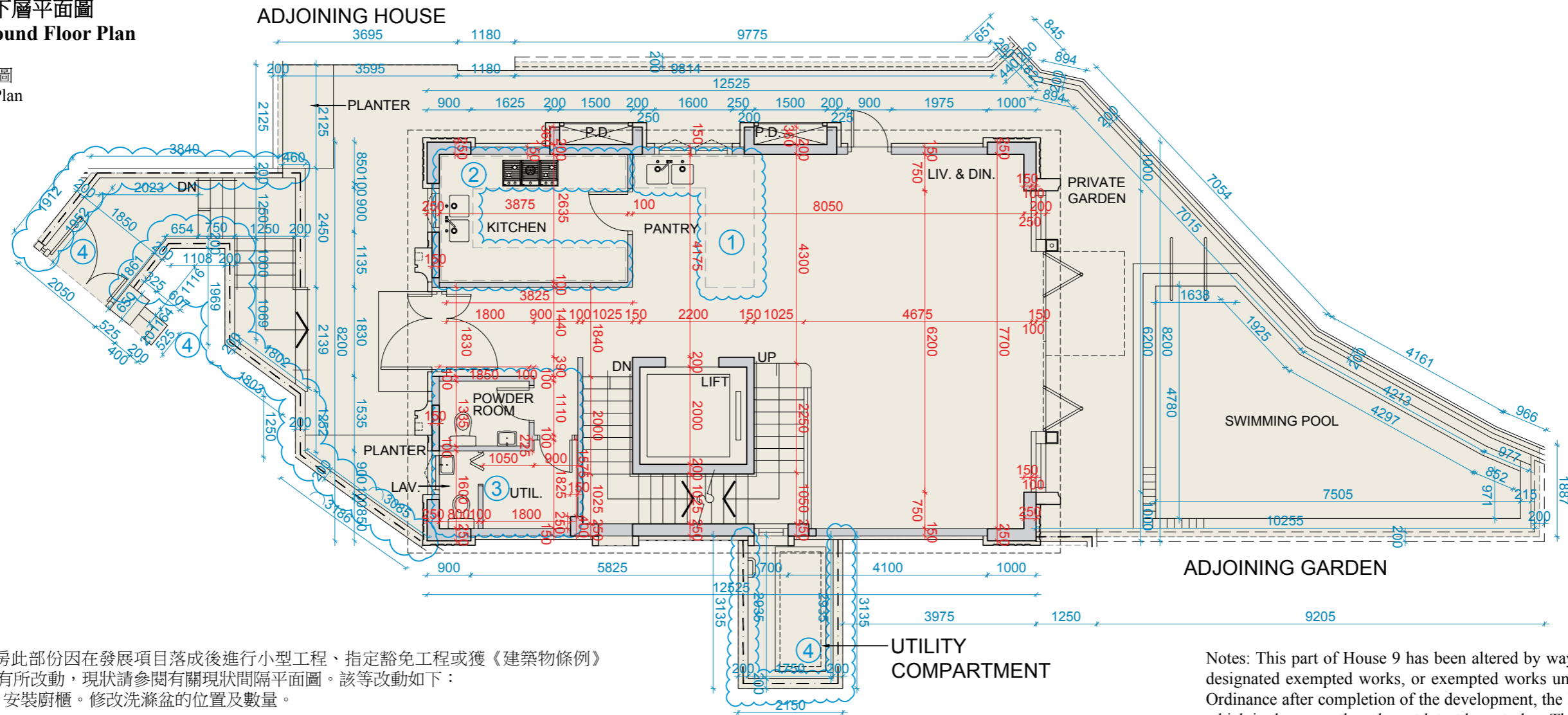
1. 平面圖所列之尺寸數字為以毫米標示之建築結構尺寸。
2. 以上平面圖中顯示之名詞及簡稱請參閱本節之首頁。

Notes:

1. The dimensions in the floor plans are all structural dimensions in millimeter.
2. Please refer to the first page of this section of this sales brochure for legend of the terms and abbreviation shown on the floor plan above.

9 號洋房地下層平面圖
House 9 Ground Floor Plan

現狀間隔平面圖
Latest Layout Plan



備註：9 號洋房此部份因在發展項目落成後進行小型工程、指定豁免工程或獲《建築物條例》豁免的工程而有所改動，現狀請參閱有關現狀間隔平面圖。該等改動如下：

1. 拆除爐具。安裝廚櫃。修改洗滌盆的位置及數量。
2. 安裝廚櫃。
3. 修改間牆及掩門。坐廁及洗滌盆移位。修改原有摺門方向。
4. 改動金屬欄杆。

Notes: This part of House 9 has been altered by way of minor works, designated exempted works, or exempted works under the Buildings Ordinance after completion of the development, the latest condition of which is shown on the relevant latest layout plan. The alteration works are as follows:

1. Stove has been removed. Kitchen cabinet has been installed. Location and number of sink unit have been modified.
2. Kitchen cabinet has been installed.
3. Partition wall and swing door have been modified. Toilet and sink unit have been shifted. Original folding door direction has been modified.
4. Alteration of metal railing.

比例尺 SCALE: 0m (米) 5m (米)

9 號洋房 House 9	地下層 Ground Floor
每個住宅物業的樓板 (不包括灰泥) 的厚度 (毫米) The thickness of the floor slabs (excluding plaster) of each residential property (mm)	150, 175, 225, 250, 400
每個住宅物業的層與層之間的高度 (毫米) The floor-to-floor height of each residential property (mm)	4300, 4500

因住宅物業的較高樓層的結構牆的厚度遞減，較高樓層的內部面積，一般比較低樓層的內部面積稍大。(註：此根據《一手住宅物業銷售條例》附表 1 第一部第 10(2)(e) 條所規定的陳述並不適用於本發展項目。)
The internal areas of the residential properties on the upper floors will generally be slightly larger than those on the lower floors because of the reducing thickness of the structural walls on the upper floors. (Note: This statement requested under Section 10(2)(e) in Part 1 of Schedule 1 of the Residential Properties (First-hand Sales) Ordinance is not applicable to the Development.)

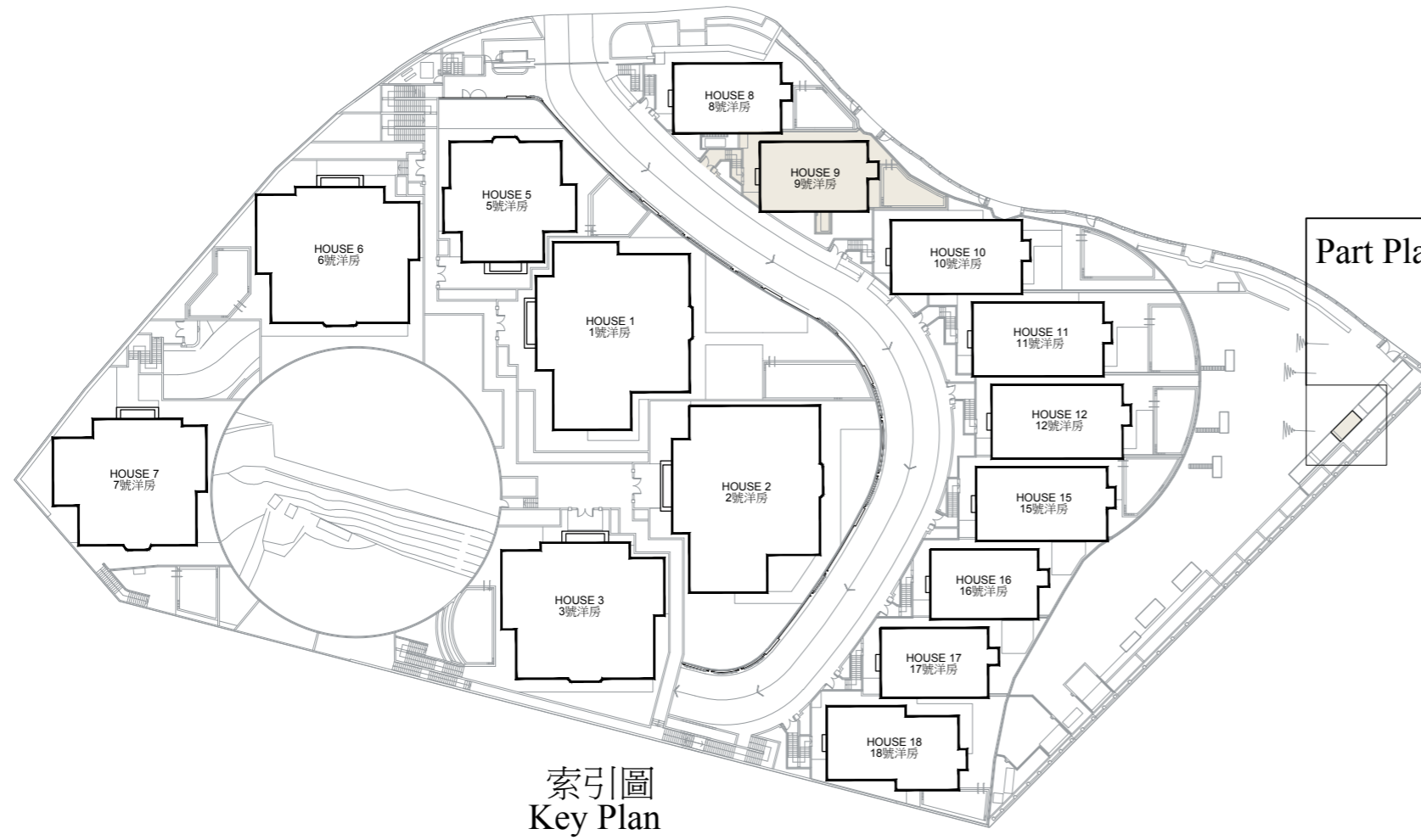
備註：

1. 平面圖所列之尺寸數字為以毫米標示之建築結構尺寸。
2. 以上平面圖中顯示之名詞及簡稱請參閱本節之首頁。

Notes:

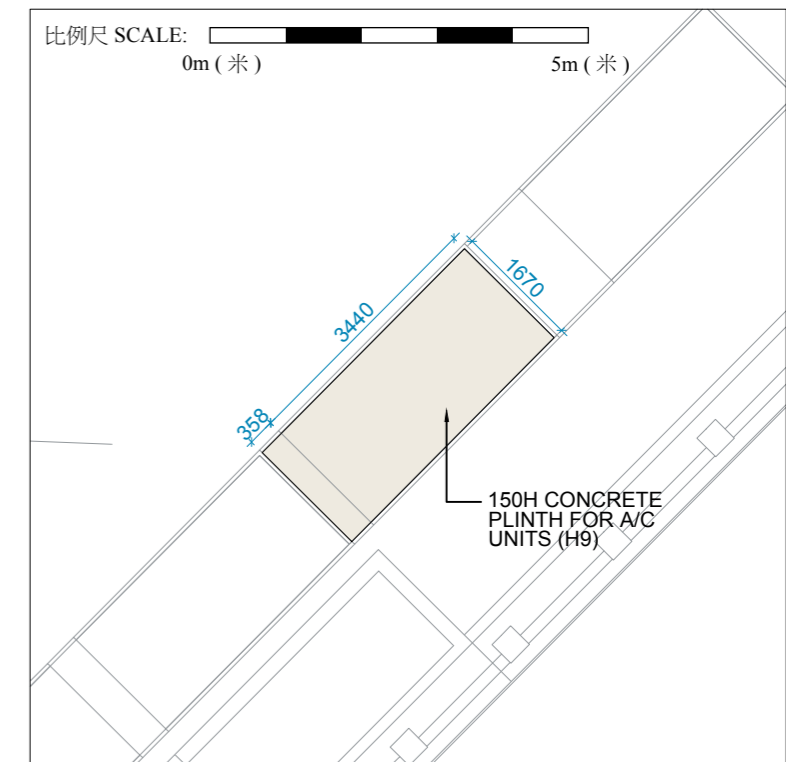
1. The dimensions in the floor plans are all structural dimensions in millimeter.
2. Please refer to the first page of this section of this sales brochure for legend of the terms and abbreviation shown on the floor plan above.

9號洋房地下主層平面圖
House 9 Master Ground Floor Plan



索引圖
Key Plan

9號洋房地下主層部分平面圖
Part Plan For House 9 Master Ground Floor Plan



9號洋房地下主層部分平面圖
Part Plan For House 9 Master Ground Floor Plan

備註：

1. 平面圖所列之尺寸數字為以毫米標示之建築結構尺寸。
2. 以上平面圖中顯示之名詞及簡稱請參閱本節之首頁。

Notes:

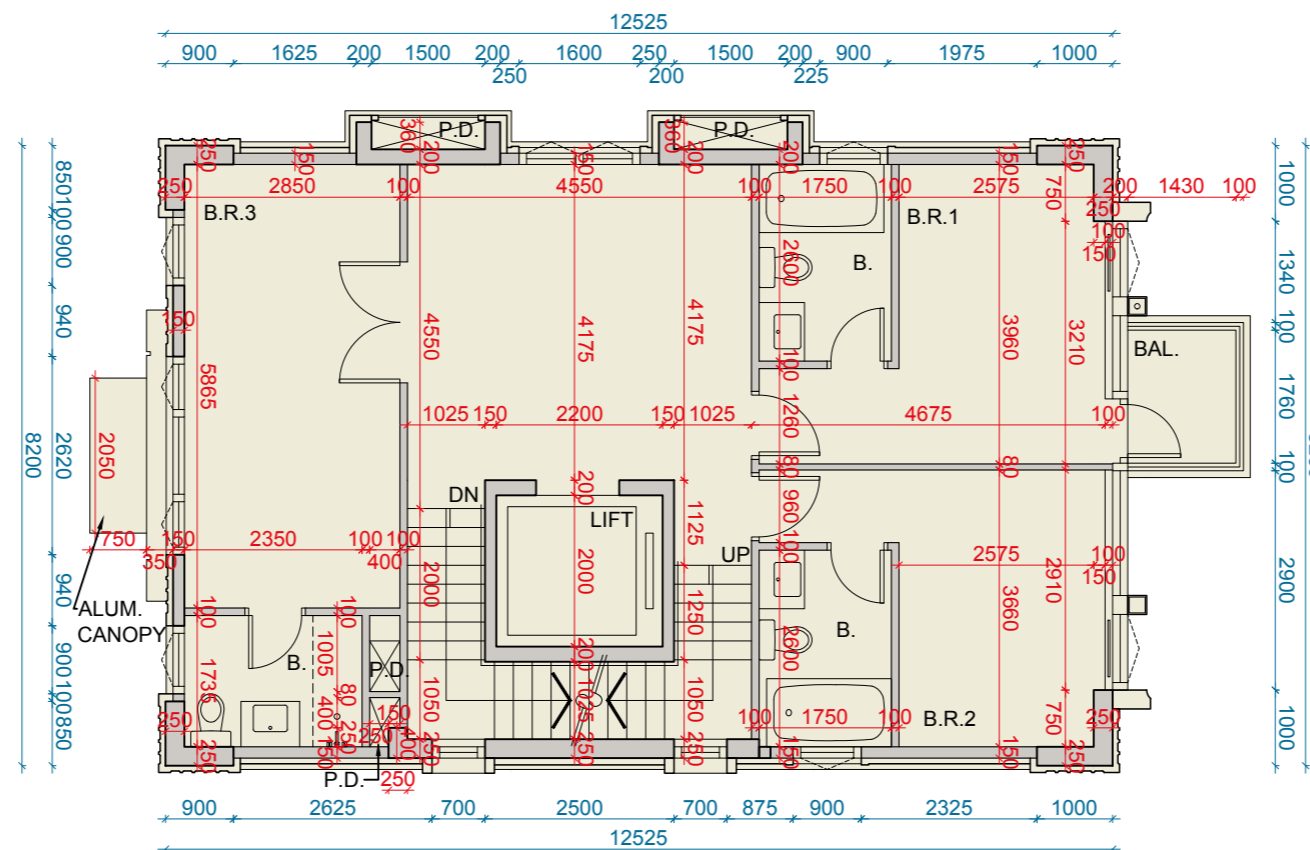
1. The dimensions in the floor plans are all structural dimensions in millimeter.
2. Please refer to the first page of this section of this sales brochure for legend of the terms and abbreviation shown on the floor plan above.

因住宅物業的較高樓層的結構牆的厚度遞減，較高樓層的內部面積，一般比較低樓層的內部面積稍大。（註：此根據《一手住宅物業銷售條例》附表1第一部第10(2)(e)條所規定的陳述並不適用於本發展項目。）

The internal areas of the residential properties on the upper floors will generally be slightly larger than those on the lower floors because of the reducing thickness of the structural walls on the upper floors. (Note: This statement requested under Section 10(2)(e) in Part 1 of Schedule 1 of the Residential Properties (First-hand Sales) Ordinance is not applicable to the Development.)

9 號洋房一樓平面圖
House 9 First Floor Plan

根據批准建築圖則
As Per Approved General Building Plan



比例尺 SCALE: 0m (米) 5m (米)

9 號洋房 House 9	1 樓 First Floor
每個住宅物業的樓板 (不包括灰泥) 的厚度 (毫米) The thickness of the floor slabs (excluding plaster) of each residential property (mm)	150, 175, 225
每個住宅物業的層與層之間的高度 (毫米) The floor-to-floor height of each residential property (mm)	3300, 3500, 3700

因住宅物業的較高樓層的結構牆的厚度遞減，較高樓層的內部面積，一般比較低樓層的內部面積稍大。(註：此根據《一手住宅物業銷售條例》附表 1 第一部第 10(2)(e) 條所規定的陳述並不適用於本發展項目。)
The internal areas of the residential properties on the upper floors will generally be slightly larger than those on the lower floors because of the reducing thickness of the structural walls on the upper floors. (Note: This statement requested under Section 10(2)(e) in Part 1 of Schedule 1 of the Residential Properties (First-hand Sales) Ordinance is not applicable to the Development.)

備註：

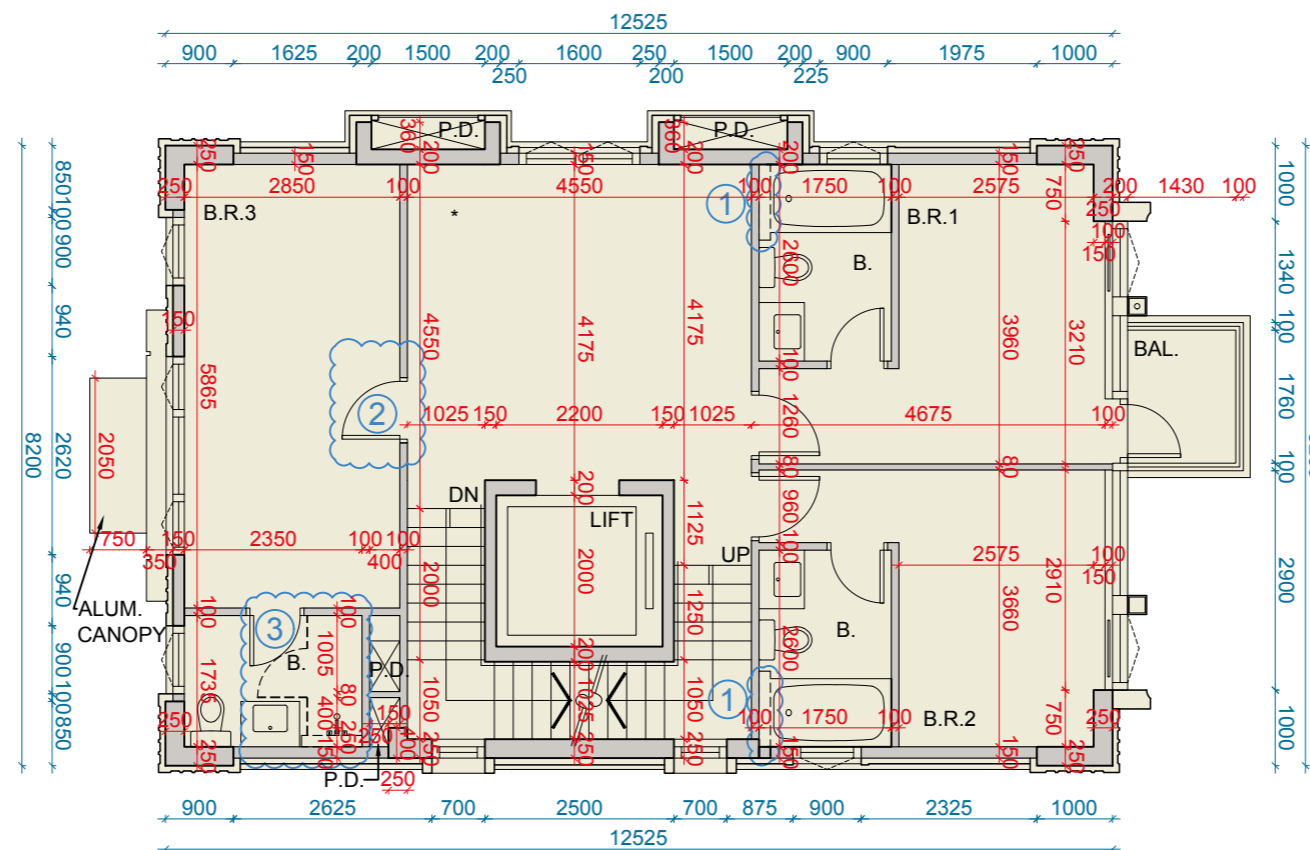
1. 平面圖所列之尺寸數字為以毫米標示之建築結構尺寸。
2. 以上平面圖中顯示之名詞及簡稱請參閱本節之首頁。

Notes:

1. The dimensions in the floor plans are all structural dimensions in millimeter.
2. Please refer to the first page of this section of this sales brochure for legend of the terms and abbreviation shown on the floor plan above.

9 號洋房一樓平面圖
House 9 First Floor Plan

現狀間隔平面圖
Latest Layout Plan



備註：9 號洋房此部份因在發展項目落成後進行小型工程、指定豁免工程或獲《建築物條例》豁免的工程而有所改動，現狀請參閱有關現狀間隔平面圖。該等改動如下：

1. 安裝飾面牆。
2. 修改間牆及拆除雙掩門。安裝掩門。
3. 安裝飾面牆、玻璃間隔及掩門。

Notes: This part of House 9 has been altered by way of minor works, designated exempted works, or exempted works under the Buildings Ordinance after completion of the development, the latest condition of which is shown on the relevant latest layout plan. The alteration works are as follows:

1. Furring wall has been installed.
2. Partition wall has been modified and double swing door has been removed. Swing door has been installed.
3. Furring wall, glass partition and swing door have been installed.

比例尺 SCALE: 0m (米) 5m (米)

9 號洋房 House 9	1 樓 First Floor
每個住宅物業的樓板 (不包括灰泥) 的厚度 (毫米) The thickness of the floor slabs (excluding plaster) of each residential property (mm)	150, 175, 225
每個住宅物業的層與層之間的高度 (毫米) The floor-to-floor height of each residential property (mm)	3300, 3500, 3700

因住宅物業的較高樓層的結構牆的厚度遞減，較高樓層的內部面積，一般比較低樓層的內部面積稍大。(註：此根據《一手住宅物業銷售條例》附表 1 第一部第 10(2)(e) 條所規定的陳述並不適用於本發展項目。)
The internal areas of the residential properties on the upper floors will generally be slightly larger than those on the lower floors because of the reducing thickness of the structural walls on the upper floors. (Note: This statement requested under Section 10(2)(e) in Part 1 of Schedule 1 of the Residential Properties (First-hand Sales) Ordinance is not applicable to the Development.)

備註：

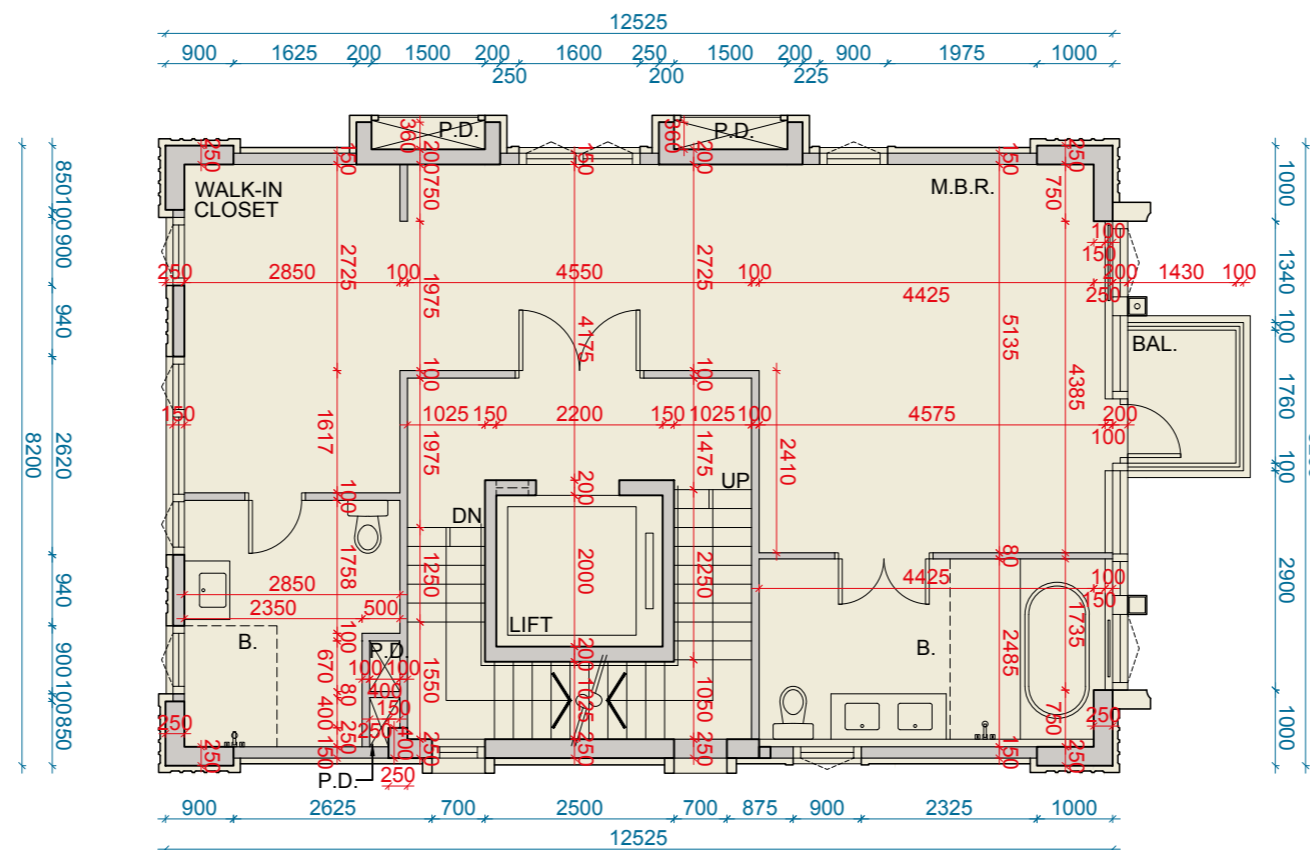
1. 平面圖所列之尺寸數字為以毫米標示之建築結構尺寸。
 2. 以上平面圖中顯示之名詞及簡稱請參閱本節之首頁。
- * 此空間在節錄 23 裝置、裝修物料及設備為起居室。

Notes:

1. The dimensions in the floor plans are all structural dimensions in millimeter.
 2. Please refer to the first page of this section of this sales brochure for legend of the terms and abbreviation shown on the floor plan above.
- * This space is shown as Family Room in Section 23 Fittings, Finishes and Appliances.

9 號洋房二樓平面圖
House 9 Second Floor Plan

根據批准建築圖則
As Per Approved General Building Plan



比例尺 SCALE: 0m (米) 5m (米)

9 號洋房 House 9	2 樓 Second Floor
每個住宅物業的樓板 (不包括灰泥) 的厚度 (毫米) The thickness of the floor slabs (excluding plaster) of each residential property (mm)	150, 175
每個住宅物業的層與層之間的高度 (毫米) The floor-to-floor height of each residential property (mm)	3500, 3700

因住宅物業的較高樓層的結構牆的厚度遞減，較高樓層的內部面積，一般比較低樓層的內部面積稍大。(註：此根據《一手住宅物業銷售條例》附表 1 第一部第 10(2)(e) 條所規定的陳述並不適用於本發展項目。)
The internal areas of the residential properties on the upper floors will generally be slightly larger than those on the lower floors because of the reducing thickness of the structural walls on the upper floors. (Note: This statement requested under Section 10(2)(e) in Part 1 of Schedule 1 of the Residential Properties (First-hand Sales) Ordinance is not applicable to the Development.)

備註：

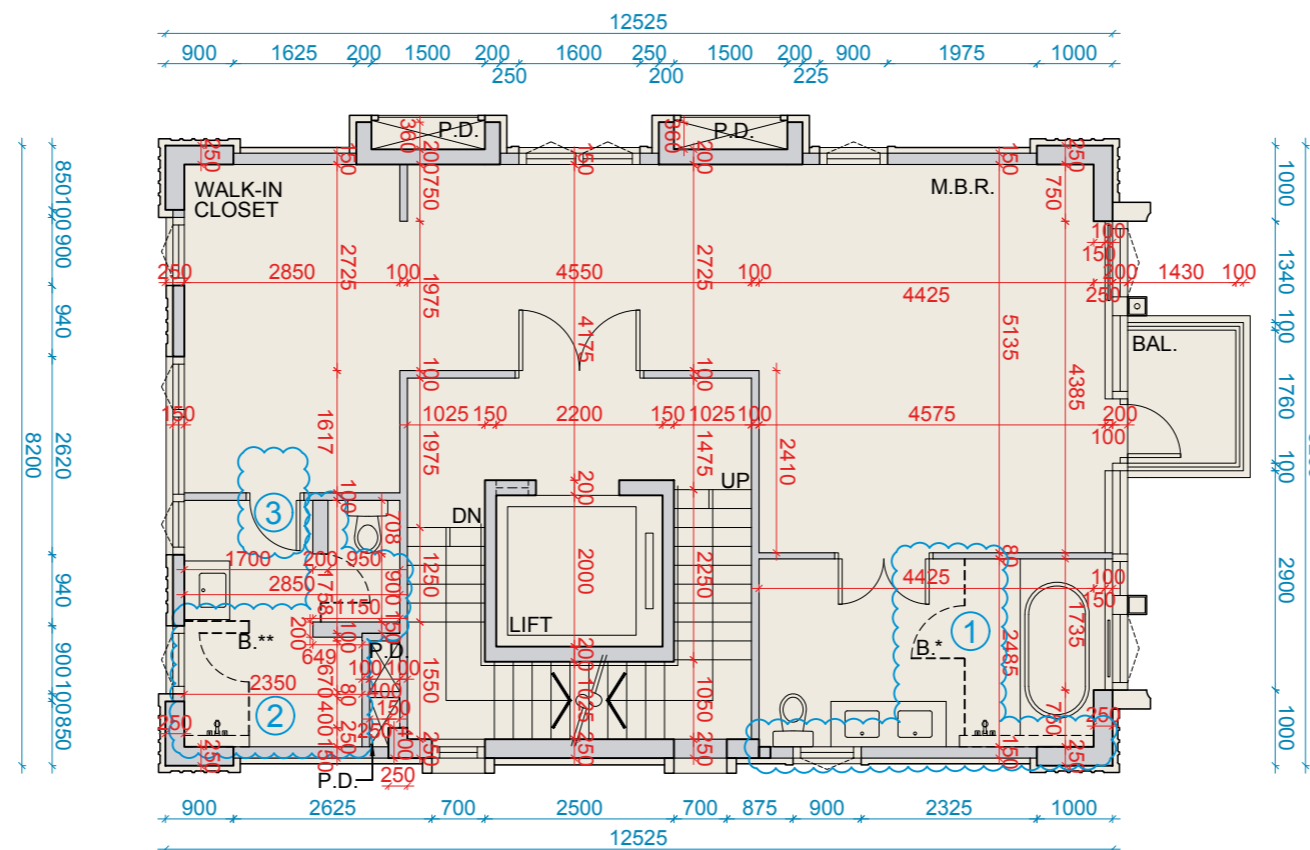
1. 平面圖所列之尺寸數字為以毫米標示之建築結構尺寸。
2. 以上平面圖中顯示之名詞及簡稱請參閱本節之首頁。

Notes:

1. The dimensions in the floor plans are all structural dimensions in millimeter.
2. Please refer to the first page of this section of this sales brochure for legend of the terms and abbreviation shown on the floor plan above.

9 號洋房二樓平面圖
House 9 Second Floor Plan

現狀間隔平面圖
Latest Layout Plan



備註：9 號洋房此部份因在發展項目落成後進行小型工程、指定豁免工程或獲《建築物條例》豁免的工程而有所改動，現狀請參閱有關現狀間隔平面圖。該等改動如下：

1. 修改飾面牆。安裝玻璃間隔及掩門。
2. 安裝間牆、飾面牆、玻璃間隔及掩門。
3. 修改間牆及掩門。對調掩門方向。

Notes: This part of House 9 has been altered by way of minor works, designated exempted works, or exempted works under the Buildings Ordinance after completion of the development, the latest condition of which is shown on the relevant latest layout plan. The alteration works are as follows:

1. Furring wall has been modified. Glass partition and swing door have been installed.
2. Partition wall, furring wall, glass partition and swing door have been installed.
3. Partition wall and swing door have been modified. Swing door direction has been mirrored.

比例尺 SCALE: 0m (米) 5m (米)

9 號洋房 House 9	2 樓 Second Floor
每個住宅物業的樓板 (不包括灰泥) 的厚度 (毫米) The thickness of the floor slabs (excluding plaster) of each residential property (mm)	150, 175
每個住宅物業的層與層之間的高度 (毫米) The floor-to-floor height of each residential property (mm)	3500, 3700

因住宅物業的較高樓層的結構牆的厚度遞減，較高樓層的內部面積，一般比較低樓層的內部面積稍大。(註：此根據《一手住宅物業銷售條例》附表 1 第一部第 10(2)(e) 條所規定的陳述並不適用於本發展項目。)
The internal areas of the residential properties on the upper floors will generally be slightly larger than those on the lower floors because of the reducing thickness of the structural walls on the upper floors. (Note: This statement requested under Section 10(2)(e) in Part 1 of Schedule 1 of the Residential Properties (First-hand Sales) Ordinance is not applicable to the Development.)

備註：

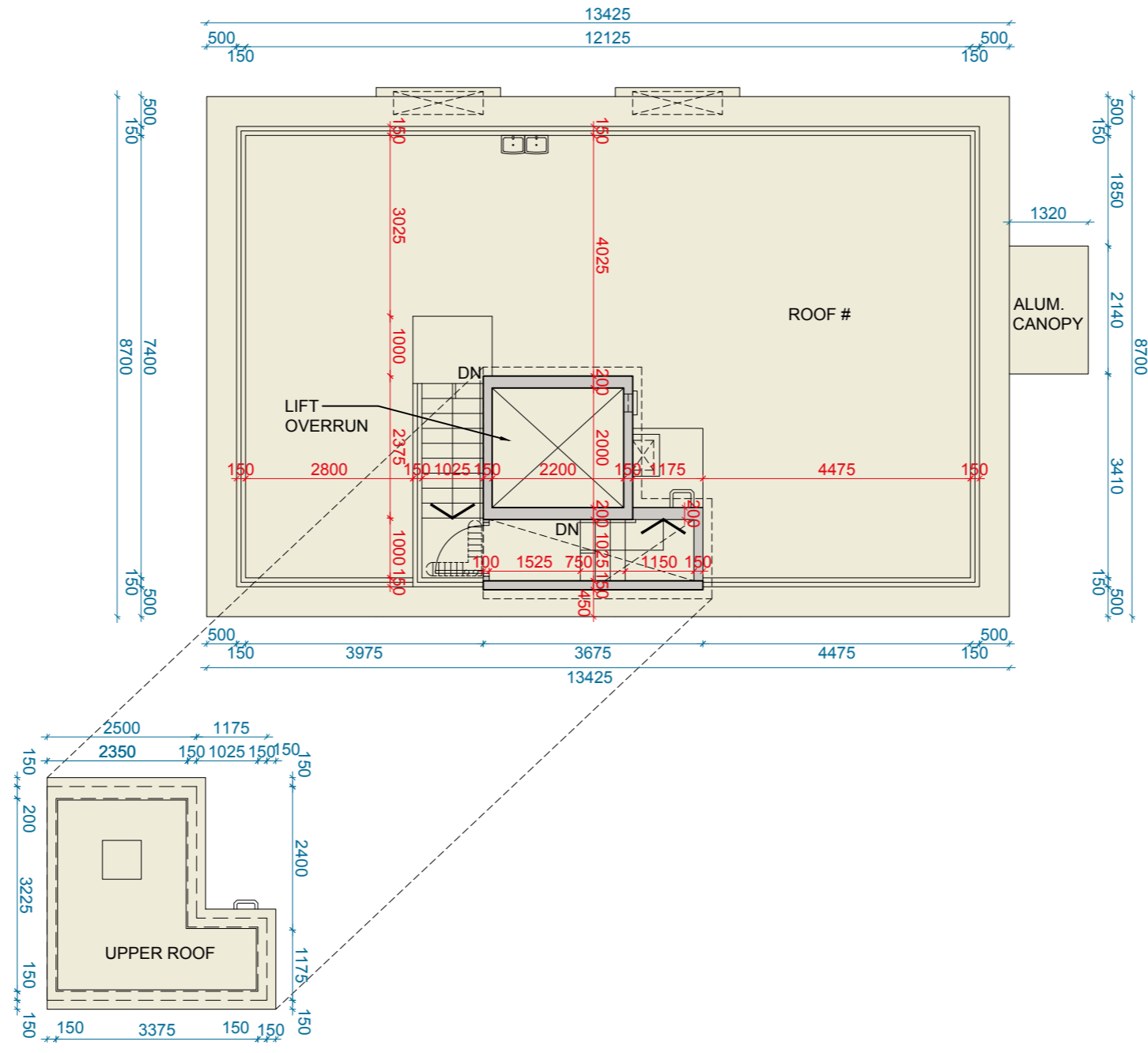
1. 平面圖所列之尺寸數字為以毫米標示之建築結構尺寸。
2. 以上平面圖中顯示之名詞及簡稱請參閱本節之首頁。
- * 此空間在節錄 23 裝置、裝修物料及設備為主人睡房浴室。
- ** 此空間在節錄 23 裝置、裝修物料及設備為步入式衣帽間浴室。

Notes:

1. The dimensions in the floor plans are all structural dimensions in millimeter.
2. Please refer to the first page of this section of this sales brochure for legend of the terms and abbreviation shown on the floor plan above.
- * This space is shown as Master Bedroom Bathroom in Section 23 Fittings, Finishes and Appliances.
- ** This space is shown as Walk-In Closet Bathroom in Section 23 Fittings, Finishes and Appliances.

9 號洋房天台平面圖
House 9 Roof Plan

根據批准建築圖則
As Per Approved General Building Plan



9 號洋房 House 9	天台 Roof
每個住宅物業的樓板 (不包括灰泥) 的厚度 (毫米)^ The thickness of the floor slabs (excluding plaster) of each residential property (mm)^	150
每個住宅物業的層與層之間的高度 (毫米)^ The floor-to-floor height of each residential property (mm)^	1615

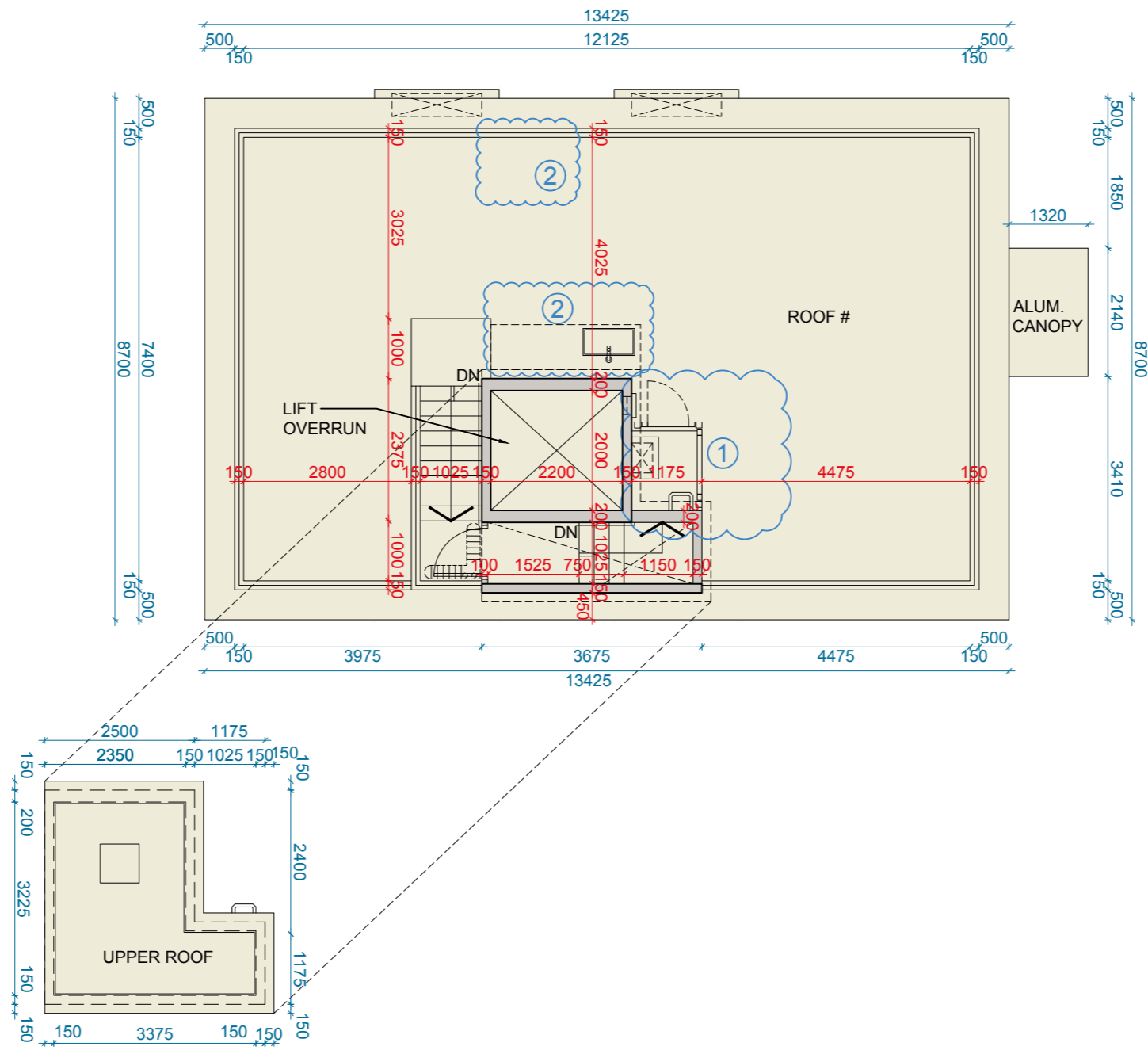
因住宅物業的較高樓層的結構牆的厚度遞減，較高樓層的內部面積，一般比較低樓層的內部面積稍大。(註：此根據《一手住宅物業銷售條例》附表 1 第一部第 10(2)(e) 條所規定的陳述並不適用於本發展項目。)
The internal areas of the residential properties on the upper floors will generally be slightly larger than those on the lower floors because of the reducing thickness of the structural walls on the upper floors. (Note: This statement requested under Section 10(2)(e) in Part 1 of Schedule 1 of the Residential Properties (First-hand Sales) Ordinance is not applicable to the Development.)

- 備註：
1. 平面圖所列之尺寸數字為以毫米標示之建築結構尺寸。
 2. 以上平面圖中顯示之名詞及簡稱請參閱本節之首頁。
- # 批准建築圖則所述之平台。
^ 只適用於梯屋。

- Notes:
1. The dimensions in the floor plans are all structural dimensions in millimeter.
 2. Please refer to the first page of this section of this sales brochure for legend of the terms and abbreviation shown on the floor plan above.
- # Flat roof under approved general building plans.
^ Applicable only to stairhood.

9 號洋房天台平面圖
House 9 Roof Plan

現狀間隔平面圖
Latest Layout Plan



備註：9 號洋房此部份因在發展項目落成後進行小型工程、指定豁免工程或獲《建築物條例》豁免的工程而有所改動，現狀請參閱有關現狀間隔平面圖。該等改動如下：

1. 豎設金屬欄杆。
2. 修改洗滌盆的位置及數量。

Notes: This part of House 9 has been altered by way of minor works, designated exempted works, or exempted works under the Buildings Ordinance after completion of the development, the latest condition of which is shown on the relevant latest layout plan. The alteration works are as follows:

1. Metal fence has been erected.
2. Location and number of sink unit have been modified.

9 號洋房 House 9	天台 Roof
每個住宅物業的樓板 (不包括灰泥) 的厚度 (毫米) ^ The thickness of the floor slabs (excluding plaster) of each residential property (mm) ^	150
每個住宅物業的層與層之間的高度 (毫米) ^ The floor-to-floor height of each residential property (mm) ^	1615

因住宅物業的較高樓層的結構牆的厚度遞減，較高樓層的內部面積，一般比較低樓層的內部面積稍大。(註：此根據《一手住宅物業銷售條例》附表 1 第一部第 10(2)(e) 條所規定的陳述並不適用於本發展項目。)
The internal areas of the residential properties on the upper floors will generally be slightly larger than those on the lower floors because of the reducing thickness of the structural walls on the upper floors. (Note: This statement requested under Section 10(2)(e) in Part 1 of Schedule 1 of the Residential Properties (First-hand Sales) Ordinance is not applicable to the Development.)

備註：

1. 平面圖所列之尺寸數字為以毫米標示之建築結構尺寸。
 2. 以上平面圖中顯示之名詞及簡稱請參閱本節之首頁。
- # 批准建築圖則所述之平台。
^ 只適用於梯屋。

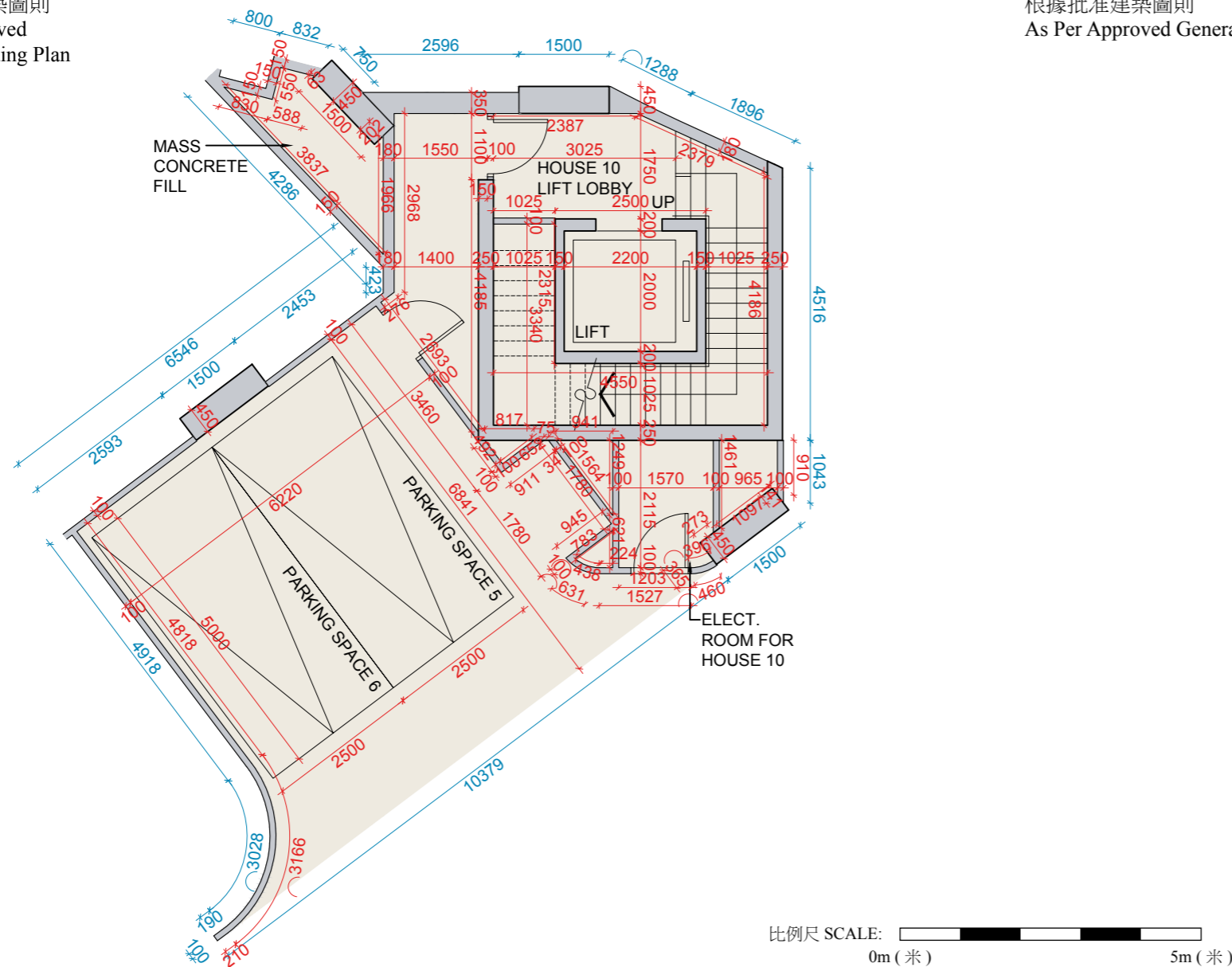
Notes:

1. The dimensions in the floor plans are all structural dimensions in millimeter.
 2. Please refer to the first page of this section of this sales brochure for legend of the terms and abbreviation shown on the floor plan above.
- # Flat roof under approved general building plans.
^ Applicable only to stairhood.

10 號洋房停車場平面圖 (地下主低層平面圖*)

House 10 Carpark Floor Plan (Master Lower Ground Floor Plan*)

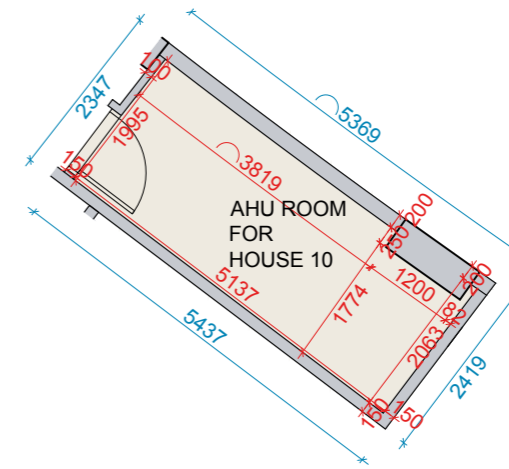
根據批准建築圖則
As Per Approved
General Building Plan



10 號洋房風櫃房平面圖 (地下主層平面圖*)

House 10 AHU Room Floor Plan (Master Ground Floor Plan*)

根據批准建築圖則
As Per Approved General Building Plan



10 號洋房 House 10	地下主低層 Master Lower Ground Floor	地下主層 Master Ground Floor
每個住宅物業的樓板 (不包括灰泥) 的厚度 (毫米) The thickness of the floor slabs (excluding plaster) of each residential property (mm)	200, 250, 350, 400, 800	400
每個住宅物業的層與層之間的高度 (毫米) The floor-to-floor height of each residential property (mm)	5500	4650

因住宅物業的較高樓層的結構牆的厚度遞減，較高樓層的內部面積，一般比較低樓層的內部面積稍大。(註：此根據《一手住宅物業銷售條例》附表 1 第一部第 10(2)(e) 條所規定的陳述並不適用於本發展項目。)
The internal areas of the residential properties on the upper floors will generally be slightly larger than those on the lower floors because of the reducing thickness of the structural walls on the upper floors. (Note: This statement requested under Section 10(2)(e) in Part 1 of Schedule 1 of the Residential Properties (First-hand Sales) Ordinance is not applicable to the Development.)

備註：

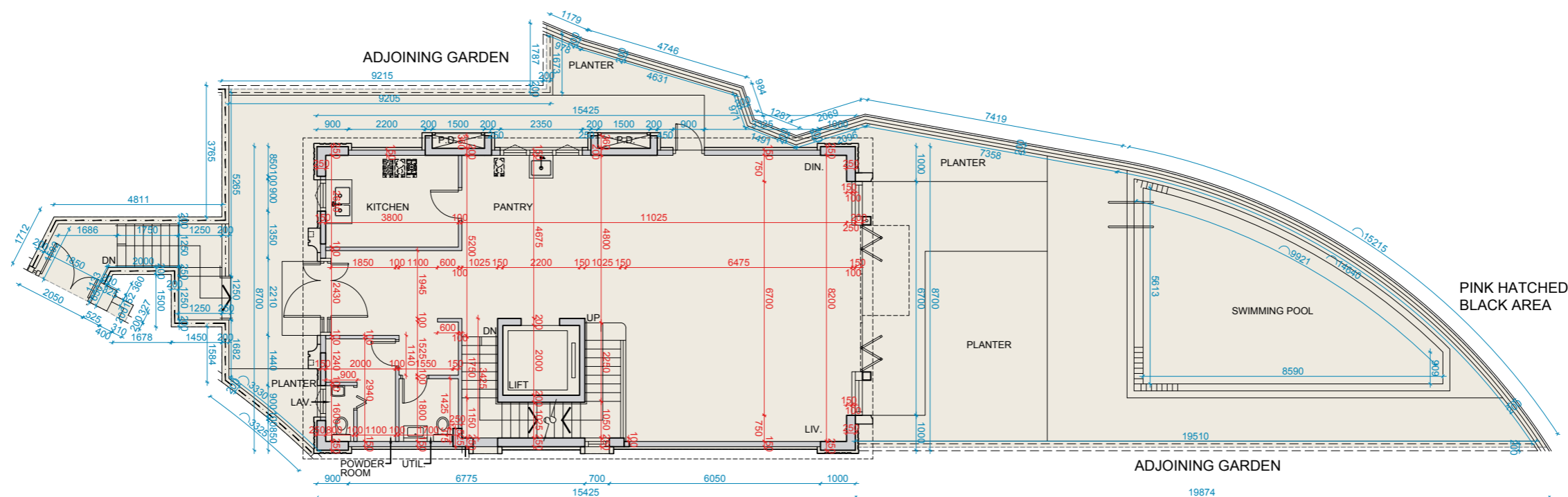
1. 平面圖所列之尺寸數字為以毫米標示之建築結構尺寸。
 2. 以上平面圖中顯示之名詞及簡稱請參閱本節之首頁。
- * 按批准建築圖則所述之樓層。

Notes:

1. The dimensions in the floor plans are all structural dimensions in millimeter.
 2. Please refer to the first page of this section of this sales brochure for legend of the terms and abbreviation shown on the floor plan above.
- * floor numbering as per approved general building plans.

10 號洋房地下層平面圖
House 10 Ground Floor Plan

根據批准建築圖則
As Per Approved General Building Plan



比例尺 SCALE: 0m (米) 7.5m (米)

10 號洋房 House 10	地下層 Ground Floor
每個住宅物業的樓板 (不包括灰泥) 的厚度 (毫米) The thickness of the floor slabs (excluding plaster) of each residential property (mm)	150, 200, 225, 275, 400
每個住宅物業的層與層之間的高度 (毫米) The floor-to-floor height of each residential property (mm)	4300, 4500

因住宅物業的較高樓層的結構牆的厚度遞減，較高樓層的內部面積，一般比較低樓層的內部面積稍大。(註：此根據《一手住宅物業銷售條例》附表 1 第一部第 10(2)(e) 條所規定的陳述並不適用於本發展項目。)

The internal areas of the residential properties on the upper floors will generally be slightly larger than those on the lower floors because of the reducing thickness of the structural walls on the upper floors. (Note: This statement requested under Section 10(2)(e) in Part 1 of Schedule 1 of the Residential Properties (First-hand Sales) Ordinance is not applicable to the Development.)

備註：

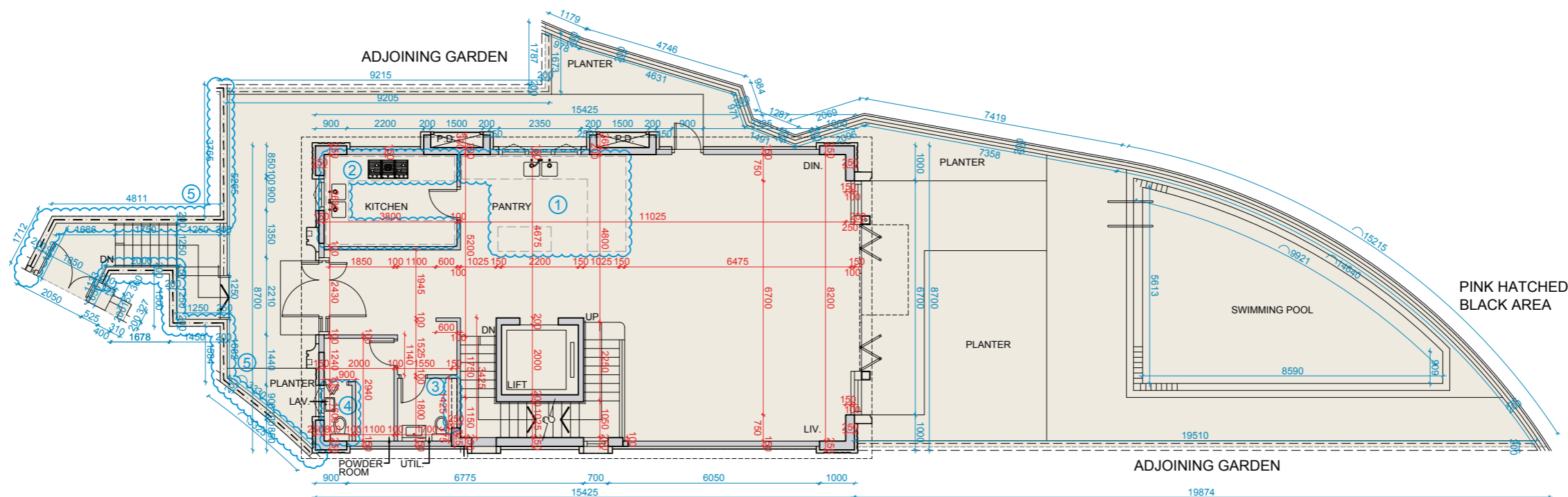
1. 平面圖所列之尺寸數字為以毫米標示之建築結構尺寸。
2. 以上平面圖中顯示之名詞及簡稱請參閱本節之首頁。

Notes:

1. The dimensions in the floor plans are all structural dimensions in millimeter.
2. Please refer to the first page of this section of this sales brochure for legend of the terms and abbreviation shown on the floor plan above.

10 號洋房地下層平面圖
House 10 Ground Floor Plan

現狀間隔平面圖
Latest Layout Plan



備註：10 號洋房此部份因在發展項目落成後進行小型工程、指定豁免工程或獲《建築物條例》豁免的工程而有所改動，現狀請參閱有關現狀間隔平面圖。該等改動如下：

1. 拆除爐具。安裝廚櫃。修改洗滌盆的位置及數量。
2. 安裝廚櫃。
3. 安裝飾面牆。
4. 修改間牆及摺門。洗滌盆移位。
5. 改動金屬欄杆。

Notes: This part of House 10 has been altered by way of minor works, designated exempted works, or exempted works under the Buildings Ordinance after completion of the development, the latest condition of which is shown on the relevant latest layout plan. The alteration works are as follows:

1. Stove has been removed. Kitchen cabinet has been installed. Location and number of sink unit have been modified.
2. Kitchen cabinet has been installed.
3. Furring wall has been installed.
4. Partition wall and folding door have been modified. Sink unit has been shifted.
5. Alteration of metal railing.

比例尺 SCALE: 0m (米) 7.5m (米)

10 號洋房 House 10	地下層 Ground Floor
每個住宅物業的樓板 (不包括灰泥) 的厚度 (毫米) The thickness of the floor slabs (excluding plaster) of each residential property (mm)	150, 200, 225, 275, 400
每個住宅物業的層與層之間的高度 (毫米) The floor-to-floor height of each residential property (mm)	4300, 4500

因住宅物業的較高樓層的結構牆的厚度遞減，較高樓層的內部面積，一般比較低樓層的內部面積稍大。(註：此根據《一手住宅物業銷售條例》附表 1 第一部第 10(2)(e) 條所規定的陳述並不適用於本發展項目。)

The internal areas of the residential properties on the upper floors will generally be slightly larger than those on the lower floors because of the reducing thickness of the structural walls on the upper floors. (Note: This statement requested under Section 10(2)(e) in Part 1 of Schedule 1 of the Residential Properties (First-hand Sales) Ordinance is not applicable to the Development.)

備註：

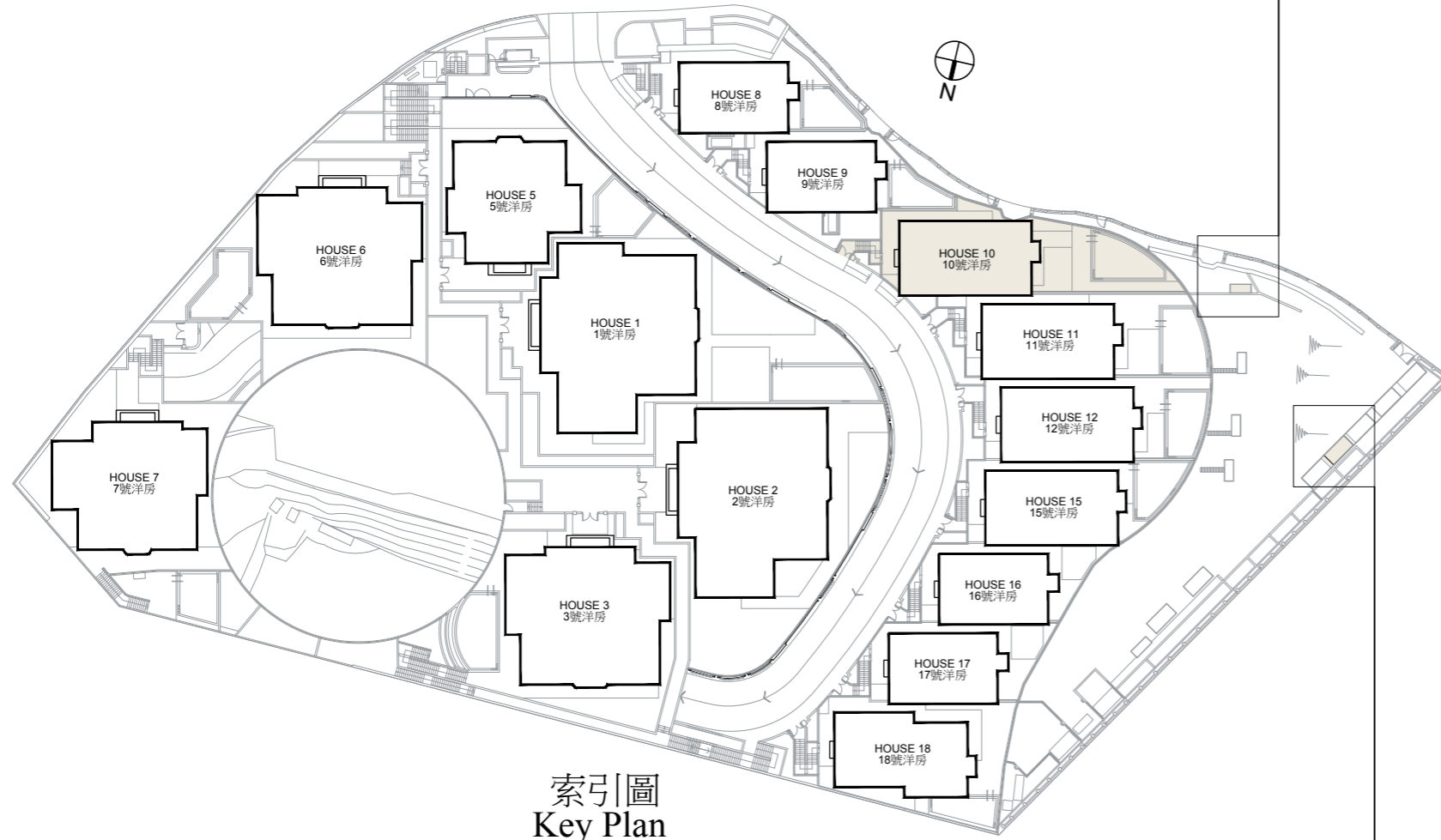
1. 平面圖所列之尺寸數字為以毫米標示之建築結構尺寸。
2. 以上平面圖中顯示之名詞及簡稱請參閱本節之首頁。

Notes:

1. The dimensions in the floor plans are all structural dimensions in millimeter.
2. Please refer to the first page of this section of this sales brochure for legend of the terms and abbreviation shown on the floor plan above.

10 號洋房地下主層平面圖
House 10 Master Ground Floor Plan

10 號洋房地下主層部分平面圖一
Part Plan 1 For House 10 Master Ground Floor Plan



索引圖
Key Plan

備註：

1. 平面圖所列之尺寸數字為以毫米標示之建築結構尺寸。
2. 以上平面圖中顯示之名詞及簡稱請參閱本節之首頁。

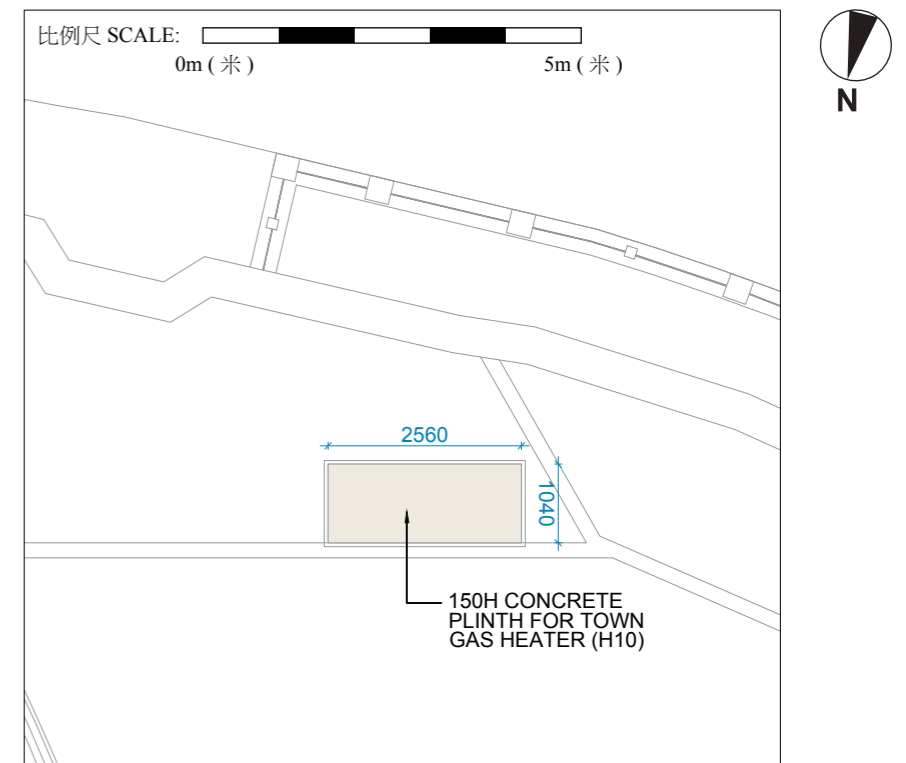
Notes:

1. The dimensions in the floor plans are all structural dimensions in millimeter.
2. Please refer to the first page of this section of this sales brochure for legend of the terms and abbreviation shown on the floor plan above.

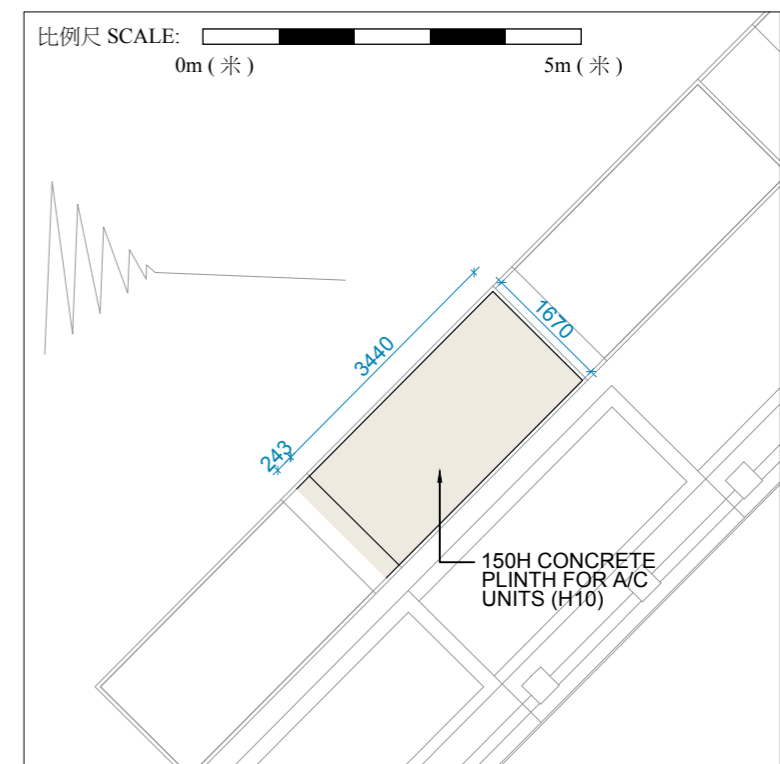
因住宅物業的較高樓層的結構牆的厚度遞減，較高樓層的內部面積，一般比較低樓層的內部面積稍大。（註：此根據《一手住宅物業銷售條例》附表 1 第一部第 10(2)(e) 條所規定的陳述並不適用於本發展項目。）

The internal areas of the residential properties on the upper floors will generally be slightly larger than those on the lower floors because of the reducing thickness of the structural walls on the upper floors. (Note: This statement requested under Section 10(2)(e) in Part 1 of Schedule 1 of the Residential Properties (First-hand Sales) Ordinance is not applicable to the Development.)

10 號洋房地下主層部分平面圖二
Part Plan 2 For House 10 Master Ground Floor Plan



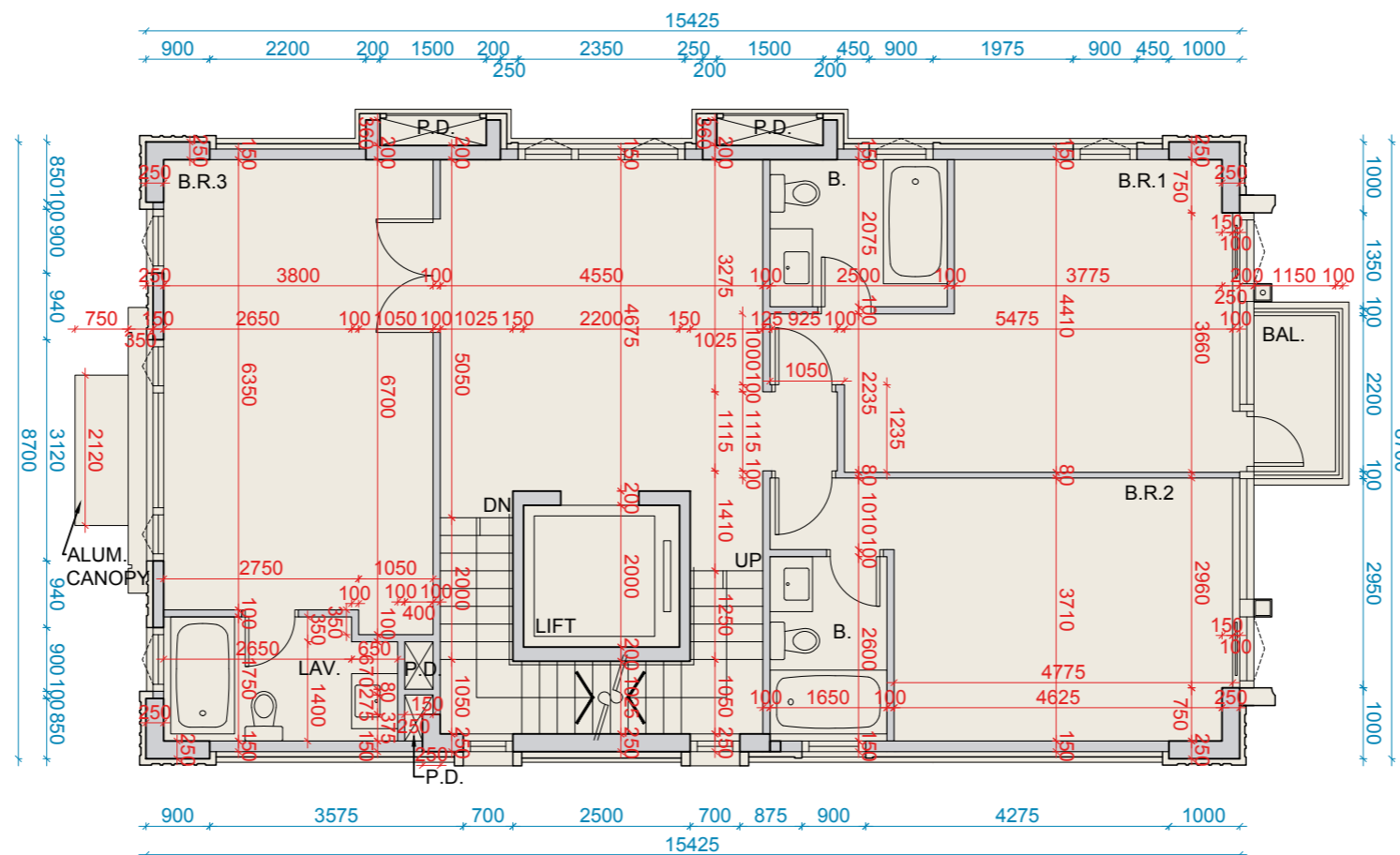
10 號洋房地下主層部分平面圖一
Part Plan 1 For House 10 Master Ground Floor Plan



10 號洋房地下主層部分平面圖二
Part Plan 2 For House 10 Master Ground Floor Plan

10 號洋房一樓平面圖
House 10 First Floor Plan

根據批准建築圖則
As Per Approved General Building Plan



比例尺 SCALE: 0m (米) 5m (米)

10 號洋房 House 10	1 樓 First Floor
每個住宅物業的樓板 (不包括灰泥) 的厚度 (毫米) The thickness of the floor slabs (excluding plaster) of each residential property (mm)	150, 200, 225, 275
每個住宅物業的層與層之間的高度 (毫米) The floor-to-floor height of each residential property (mm)	3300, 3500, 3700

因住宅物業的較高樓層的結構牆的厚度遞減，較高樓層的內部面積，一般比較低樓層的內部面積稍大。(註：此根據《一手住宅物業銷售條例》附表 1 第一部第 10(2)(e) 條所規定的陳述並不適用於本發展項目。)
The internal areas of the residential properties on the upper floors will generally be slightly larger than those on the lower floors because of the reducing thickness of the structural walls on the upper floors. (Note: This statement requested under Section 10(2)(e) in Part 1 of Schedule 1 of the Residential Properties (First-hand Sales) Ordinance is not applicable to the Development.)

備註：

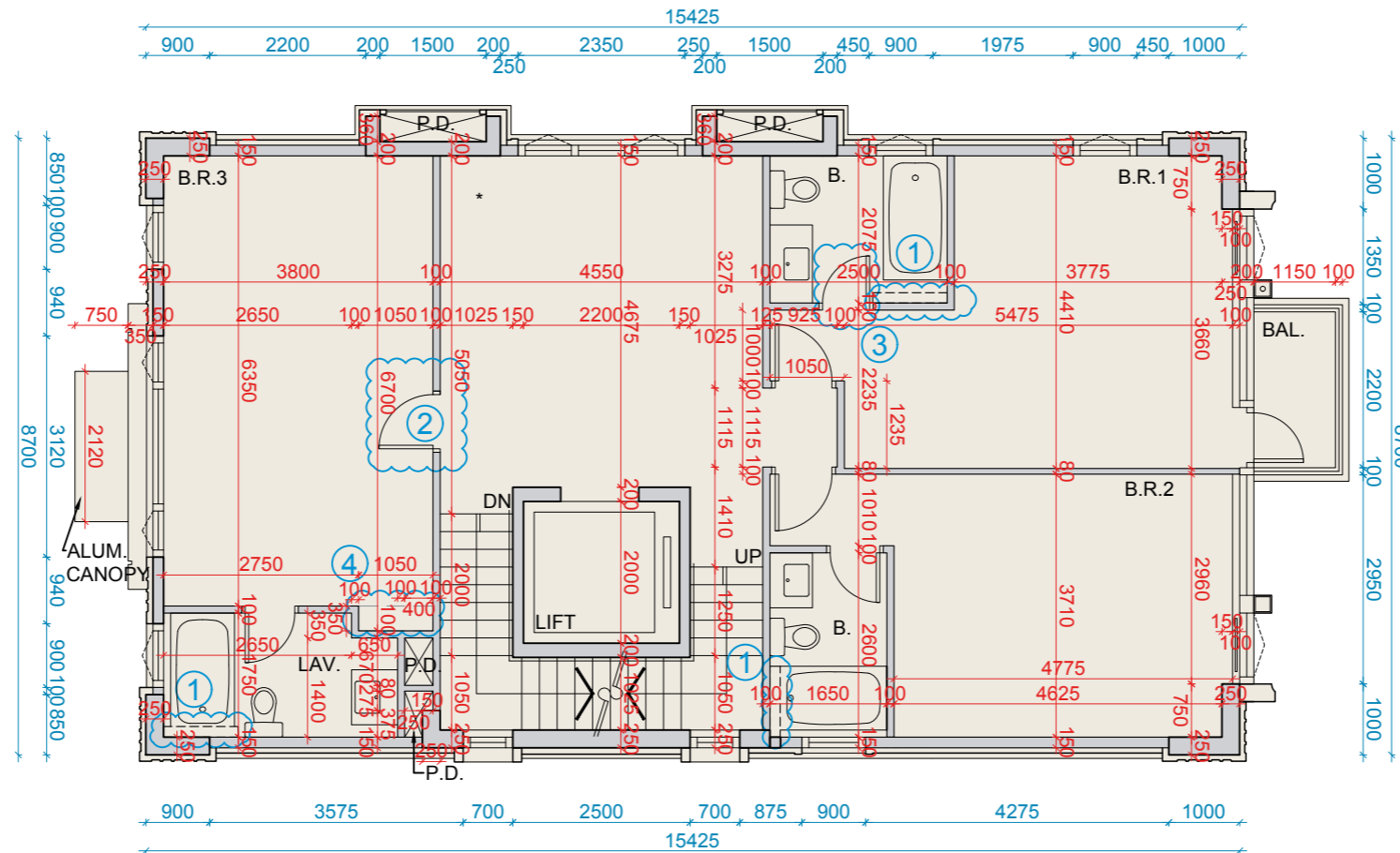
1. 平面圖所列之尺寸數字為以毫米標示之建築結構尺寸。
2. 以上平面圖中顯示之名詞及簡稱請參閱本節之首頁。

Notes:

1. The dimensions in the floor plans are all structural dimensions in millimeter.
2. Please refer to the first page of this section of this sales brochure for legend of the terms and abbreviation shown on the floor plan above.

10 號洋房一樓平面圖
House 10 First Floor Plan

現狀間隔平面圖
Latest Layout Plan



備註：10 號洋房此部份因在發展項目落成後進行小型工程、指定豁免工程或獲《建築物條例》豁免的工程而有所改動，現狀請參閱有關現狀間隔平面圖。該等改動如下：

1. 安裝飾面牆。
2. 修改間牆及拆除雙掩門。安裝掩門。
3. 對調原有掩門方向。
4. 安裝櫃。

Notes: This part of House 10 has been altered by way of minor works, designated exempted works, or exempted works under the Buildings Ordinance after completion of the development, the latest condition of which is shown on the relevant latest layout plan. The alteration works are as follows:

1. Furring wall has been installed.
2. Partition wall has been modified and double swing door has been removed. Swing door has been installed.
3. Original swing door direction has been mirrored.
4. Cabinet has been installed.

比例尺 SCALE: 0m (米) 5m (米)

10 號洋房 House 10	1 樓 First Floor
每個住宅物業的樓板 (不包括灰泥) 的厚度 (毫米) The thickness of the floor slabs (excluding plaster) of each residential property (mm)	150, 200, 225, 275
每個住宅物業的層與層之間的高度 (毫米) The floor-to-floor height of each residential property (mm)	3300, 3500, 3700

因住宅物業的較高樓層的結構牆的厚度遞減，較高樓層的內部面積，一般比較低樓層的內部面積稍大。(註：此根據《一手住宅物業銷售條例》附表 1 第一部第 10(2)(e) 條所規定的陳述並不適用於本發展項目。)
The internal areas of the residential properties on the upper floors will generally be slightly larger than those on the lower floors because of the reducing thickness of the structural walls on the upper floors. (Note: This statement requested under Section 10(2)(e) in Part 1 of Schedule 1 of the Residential Properties (First-hand Sales) Ordinance is not applicable to the Development.)

備註：

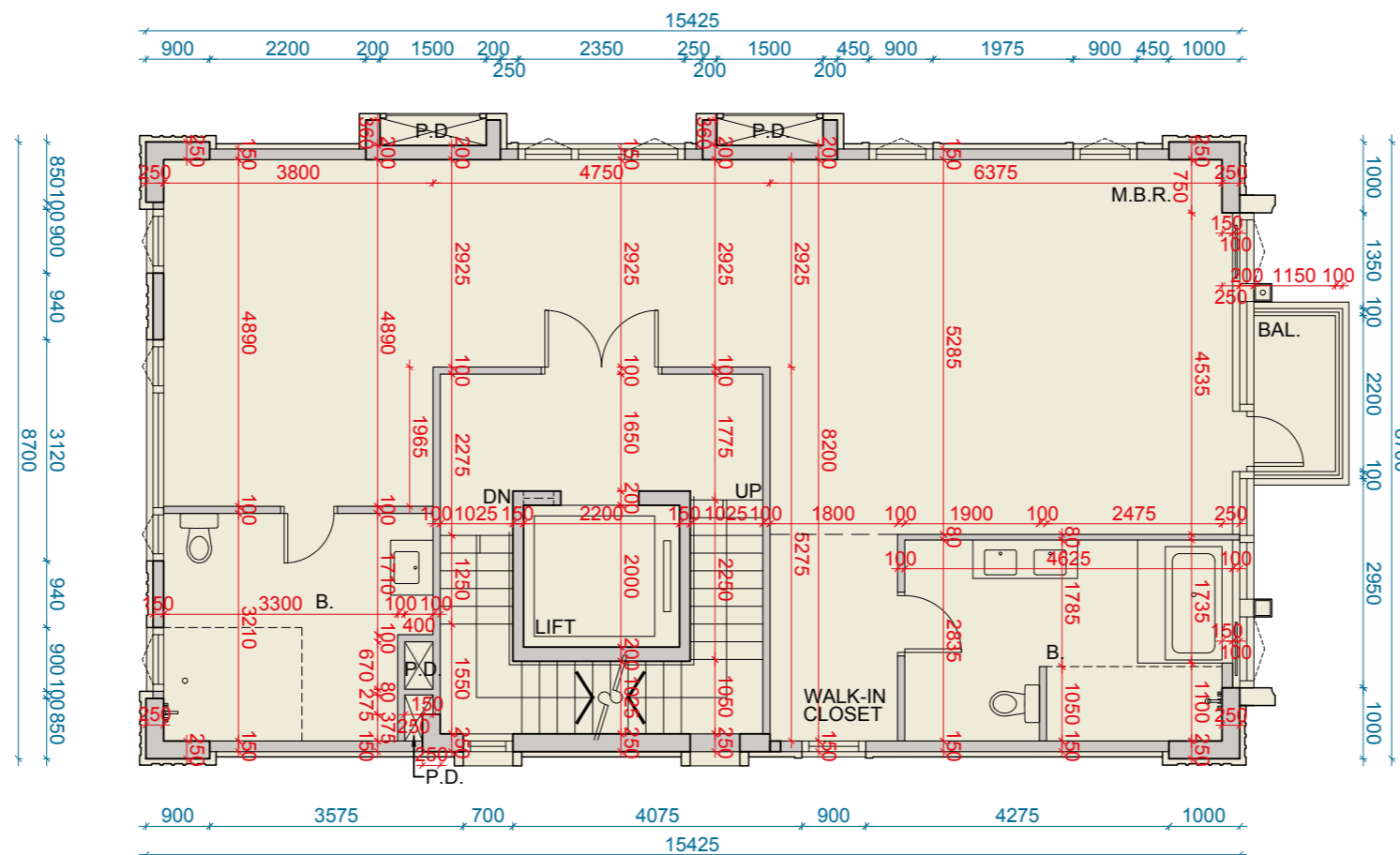
1. 平面圖所列之尺寸數字為以毫米標示之建築結構尺寸。
2. 以上平面圖中顯示之名詞及簡稱請參閱本節之首頁。
- * 此空間在節錄 23 裝置、裝修物料及設備為起居室。

Notes:

1. The dimensions in the floor plans are all structural dimensions in millimeter.
2. Please refer to the first page of this section of this sales brochure for legend of the terms and abbreviation shown on the floor plan above.
- * This space is shown as Family Room in Section 23 Fittings, Finishes and Appliances.

10 號洋房二樓平面圖
House 10 Second Floor Plan

根據批准建築圖則
As Per Approved General Building Plan



比例尺 SCALE: 0m (米) 5m (米)

10 號洋房 House 10	2 樓 Second Floor
每個住宅物業的樓板 (不包括灰泥) 的厚度 (毫米) The thickness of the floor slabs (excluding plaster) of each residential property (mm)	150, 200, 225, 250
每個住宅物業的層與層之間的高度 (毫米) The floor-to-floor height of each residential property (mm)	3500, 3700

因住宅物業的較高樓層的結構牆的厚度遞減，較高樓層的內部面積，一般比較低樓層的內部面積稍大。(註：此根據《一手住宅物業銷售條例》附表 1 第一部第 10(2)(e) 條所規定的陳述並不適用於本發展項目。)
The internal areas of the residential properties on the upper floors will generally be slightly larger than those on the lower floors because of the reducing thickness of the structural walls on the upper floors. (Note: This statement requested under Section 10(2)(e) in Part 1 of Schedule 1 of the Residential Properties (First-hand Sales) Ordinance is not applicable to the Development.)

備註：

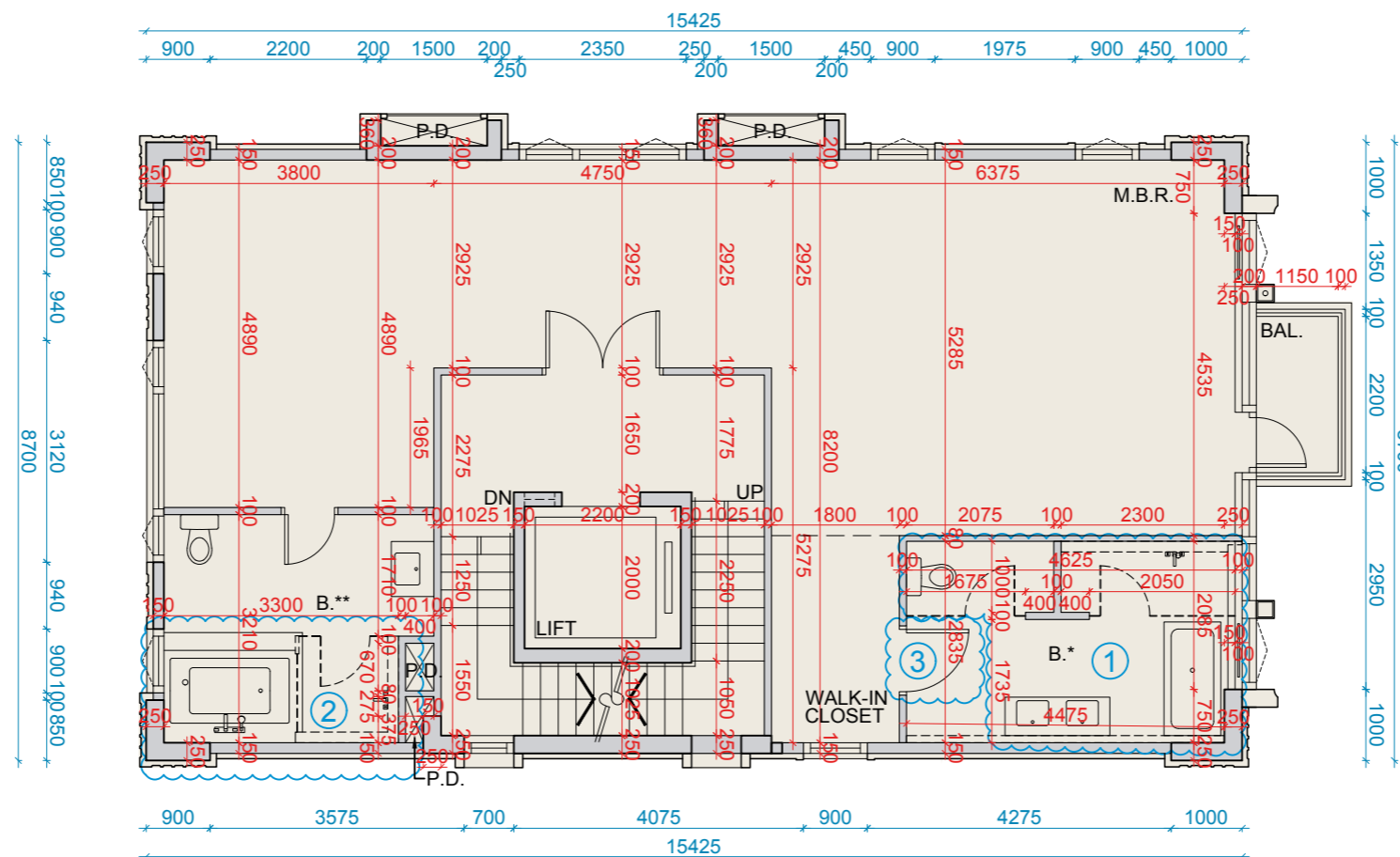
1. 平面圖所列之尺寸數字為以毫米標示之建築結構尺寸。
2. 以上平面圖中顯示之名詞及簡稱請參閱本節之首頁。

Notes:

1. The dimensions in the floor plans are all structural dimensions in millimeter.
2. Please refer to the first page of this section of this sales brochure for legend of the terms and abbreviation shown on the floor plan above.

10 號洋房二樓平面圖
House 10 Second Floor Plan

現狀間隔平面圖
Latest Layout Plan



備註：10 號洋房此部份因在發展項目落成後進行小型工程、指定豁免工程或獲《建築物條例》豁免的工程而有所改動，現狀請參閱有關現狀間隔平面圖。該等改動如下：

1. 拆除間牆。沐浴花灑、浴缸、坐廁及洗滌盆移位。安裝間牆、飾面牆、玻璃間隔及掩門。
2. 沐浴花灑移位。安裝浴缸、間牆、飾面牆、玻璃間隔及掩門。
3. 修改間牆及掩門。對調原有掩門方向。

Notes: This part of House 10 has been altered by way of minor works, designated exempted works, or exempted works under the Buildings Ordinance after completion of the development, the latest condition of which is shown on the relevant latest layout plan. The alteration works are as follows:

1. Partition wall has been removed. Showerhead, bathtub, toilet and sink unit have been shifted. Partition wall, furring wall, glass partition and swing door have been installed.
2. Showerhead has been shifted. Bathtub, partition wall, furring wall, glass partition and swing door have been installed.
3. Partition wall and swing door have been modified. Original swing door direction has been mirrored.

比例尺 SCALE: 0m (米) 5m (米)

10 號洋房 House 10	2 樓 Second Floor
每個住宅物業的樓板 (不包括灰泥) 的厚度 (毫米) The thickness of the floor slabs (excluding plaster) of each residential property (mm)	150, 200, 225, 250
每個住宅物業的層與層之間的高度 (毫米) The floor-to-floor height of each residential property (mm)	3500, 3700

因住宅物業的較高樓層的結構牆的厚度遞減，較高樓層的內部面積，一般比較低樓層的內部面積稍大。(註：此根據《一手住宅物業銷售條例》附表 1 第一部第 10(2)(e) 條所規定的陳述並不適用於本發展項目。)
The internal areas of the residential properties on the upper floors will generally be slightly larger than those on the lower floors because of the reducing thickness of the structural walls on the upper floors. (Note: This statement requested under Section 10(2)(e) in Part 1 of Schedule 1 of the Residential Properties (First-hand Sales) Ordinance is not applicable to the Development.)

備註：

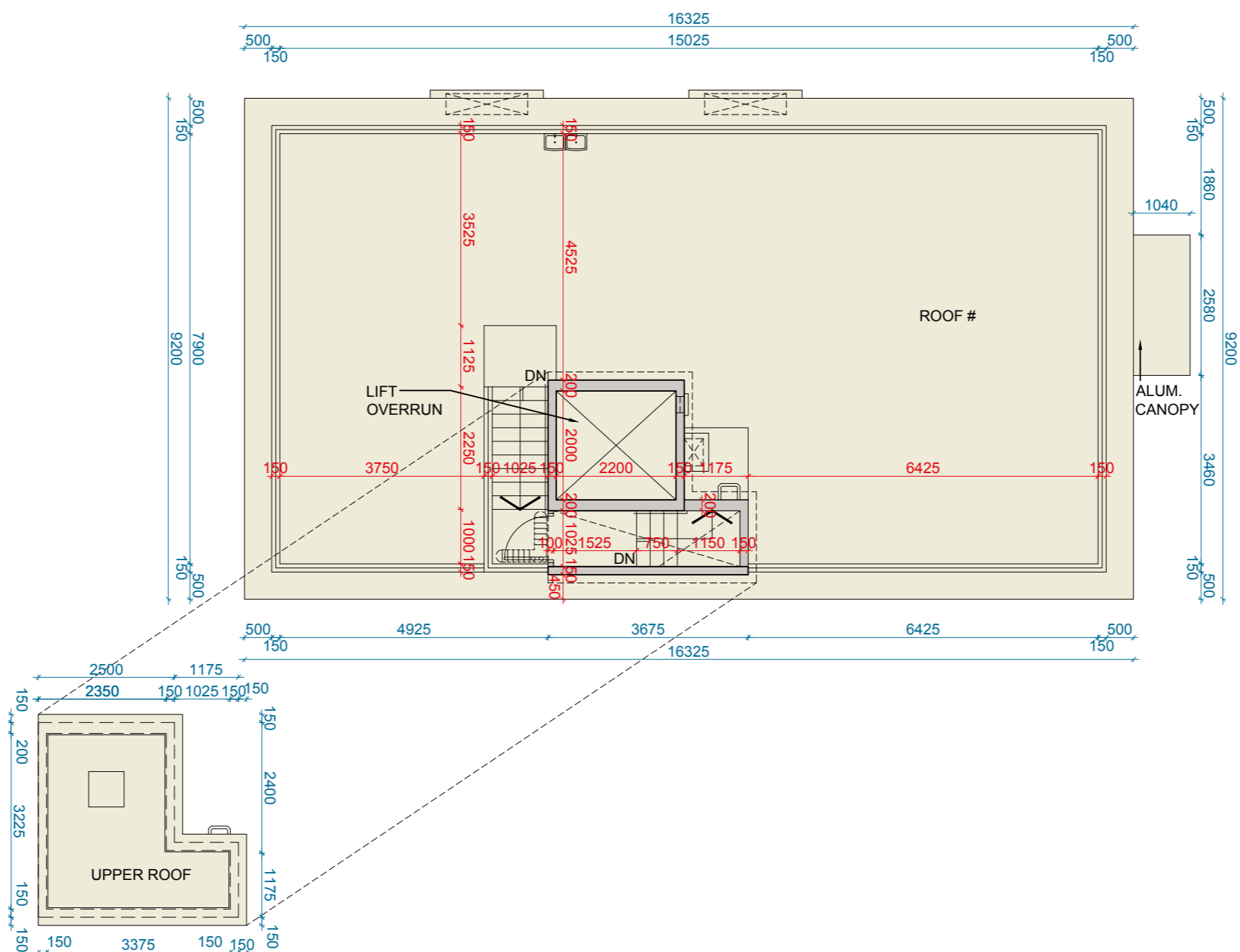
1. 平面圖所列之尺寸數字為以毫米標示之建築結構尺寸。
2. 以上平面圖中顯示之名詞及簡稱請參閱本節之首頁。
- * 此空間在節錄 23 裝置、裝修物料及設備為主人睡房浴室。
- ** 此空間在節錄 23 裝置、裝修物料及設備為步入式衣帽間浴室。

Notes:

1. The dimensions in the floor plans are all structural dimensions in millimeter.
2. Please refer to the first page of this section of this sales brochure for legend of the terms and abbreviation shown on the floor plan above.
- * This space is shown as Master Bedroom Bathroom in Section 23 Fittings, Finishes and Appliances.
- ** This space is shown as Walk-In Closet Bathroom in Section 23 Fittings, Finishes and Appliances.

10 號洋房天台平面圖
House 10 Roof Plan

根據批准建築圖則
As Per Approved General Building Plan



10 號洋房 House 10	天台 Roof
每個住宅物業的樓板 (不包括灰泥) 的厚度 (毫米) ^ The thickness of the floor slabs (excluding plaster) of each residential property (mm) ^	150
每個住宅物業的層與層之間的高度 (毫米) ^ The floor-to-floor height of each residential property (mm) ^	1615

比例尺 SCALE: 0m (米) 5m (米)

備註:

1. 平面圖所列之尺寸數字為以毫米標示之建築結構尺寸。
 2. 以上平面圖中顯示之名詞及簡稱請參閱本節之首頁。
- # 批准建築圖則所述之平台。
^ 只適用於梯屋。

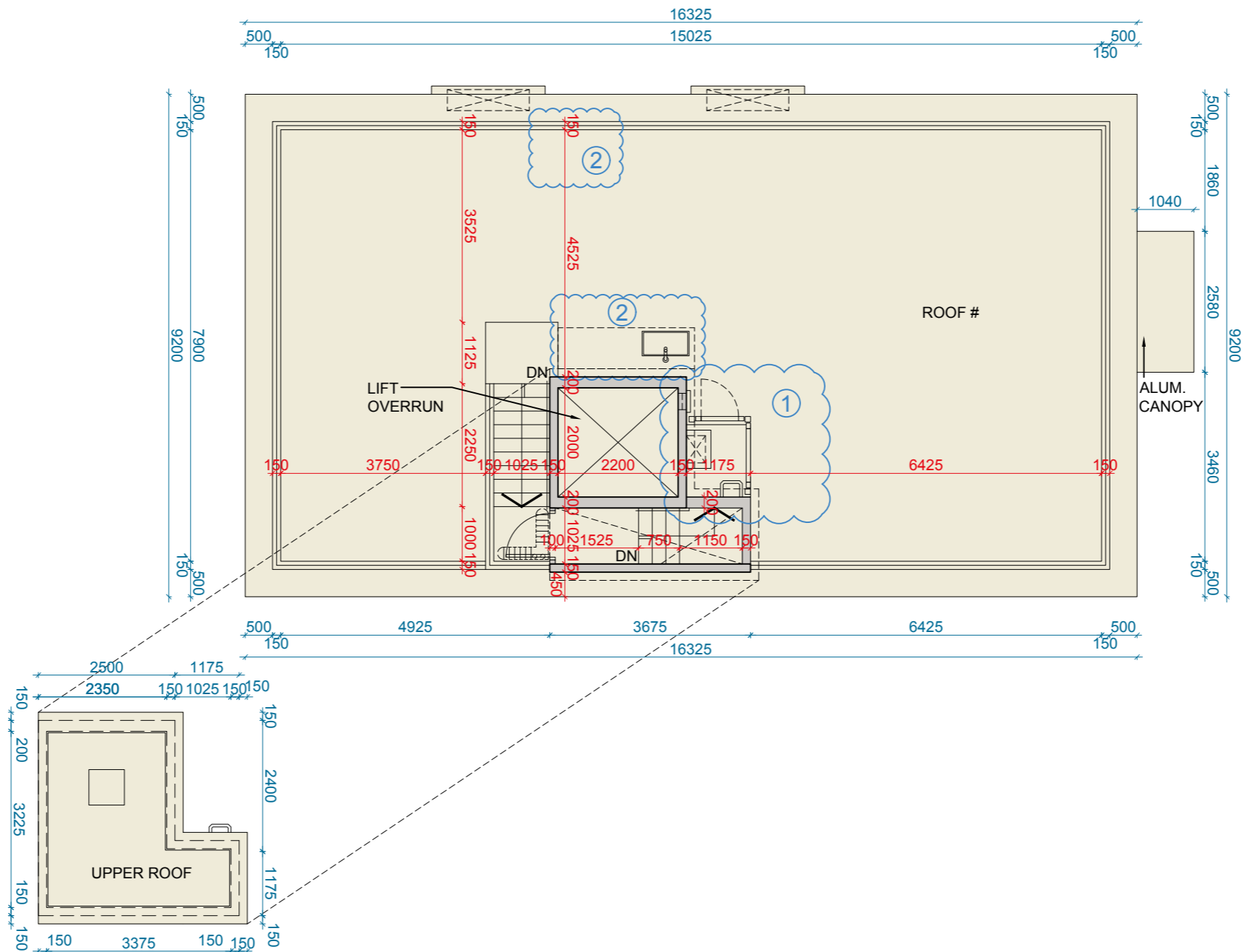
Notes:

1. The dimensions in the floor plans are all structural dimensions in millimeter.
 2. Please refer to the first page of this section of this sales brochure for legend of the terms and abbreviation shown on the floor plan above.
- # Flat roof under approved general building plans.
^ Applicable only to stairhood.

因住宅物業的較高樓層的結構牆的厚度遞減，較高樓層的內部面積，一般比較低樓層的內部面積稍大。(註：此根據《一手住宅物業銷售條例》附表 1 第一部第 10(2)(e) 條所規定的陳述並不適用於本發展項目。)
The internal areas of the residential properties on the upper floors will generally be slightly larger than those on the lower floors because of the reducing thickness of the structural walls on the upper floors. (Note: This statement requested under Section 10(2)(e) in Part 1 of Schedule 1 of the Residential Properties (First-hand Sales) Ordinance is not applicable to the Development.)

10 號洋房天台平面圖
House 10 Roof Plan

現狀間隔平面圖
Latest Layout Plan



備註：10 號洋房此部份因在發展項目落成後進行小型工程、指定豁免工程或獲《建築物條例》豁免的工程而有所改動，現狀請參閱有關現狀間隔平面圖。該等改動如下：

1. 豎設金屬欄杆。
2. 修改洗滌盆的位置及數量。

Notes: This part of House 10 has been altered by way of minor works, designated exempted works, or exempted works under the Buildings Ordinance after completion of the development, the latest condition of which is shown on the relevant latest layout plan. The alteration works are as follows:

1. Metal fence has been erected.
2. Location and number of sink unit have been modified.

10 號洋房 House 10	天台 Roof
每個住宅物業的樓板 (不包括灰泥) 的厚度 (毫米) ^ The thickness of the floor slabs (excluding plaster) of each residential property (mm) ^	150
每個住宅物業的層與層之間的高度 (毫米) ^ The floor-to-floor height of each residential property (mm) ^	1615

比例尺 SCALE: 0m (米) 5m (米)

備註：

1. 平面圖所列之尺寸數字為以毫米標示之建築結構尺寸。
 2. 以上平面圖中顯示之名詞及簡稱請參閱本節之首頁。
- # 批准建築圖則所述之平台。
^ 只適用於梯屋。

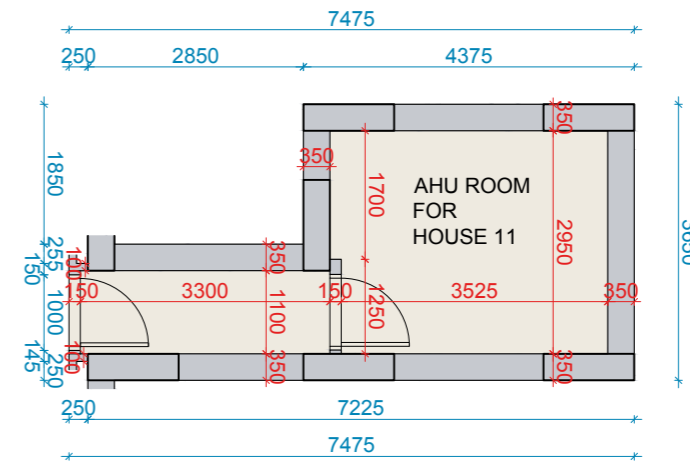
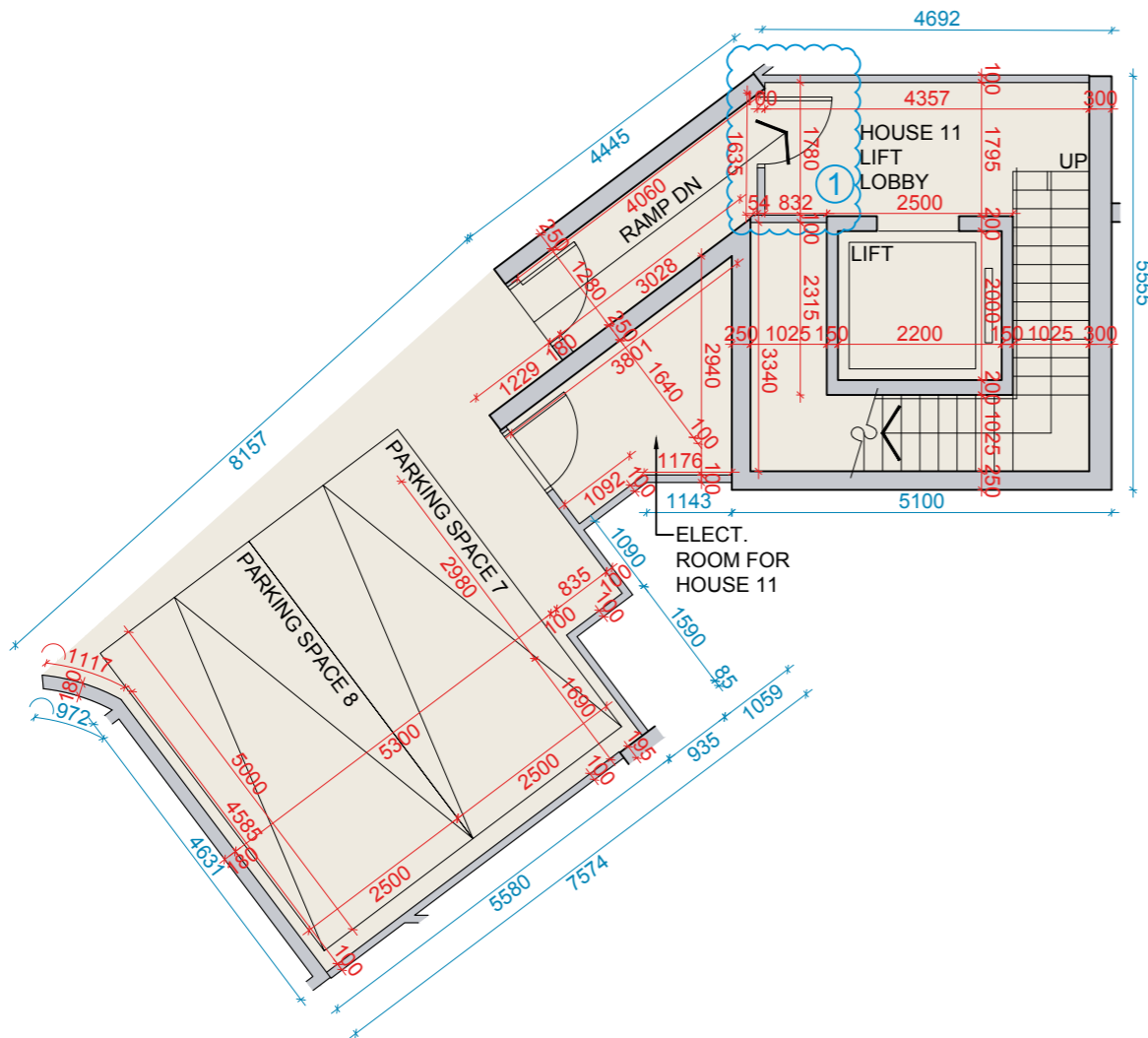
Notes:

1. The dimensions in the floor plans are all structural dimensions in millimeter.
 2. Please refer to the first page of this section of this sales brochure for legend of the terms and abbreviation shown on the floor plan above.
- # Flat roof under approved general building plans.
^ Applicable only to stairhood.

因住宅物業的較高樓層的結構牆的厚度遞減，較高樓層的內部面積，一般比較低樓層的內部面積稍大。(註：此根據《一手住宅物業銷售條例》附表 1 第一部第 10(2)(e) 條所規定的陳述並不適用於本發展項目。)
The internal areas of the residential properties on the upper floors will generally be slightly larger than those on the lower floors because of the reducing thickness of the structural walls on the upper floors. (Note: This statement requested under Section 10(2)(e) in Part 1 of Schedule 1 of the Residential Properties (First-hand Sales) Ordinance is not applicable to the Development.)

11 號洋房停車場平面圖 (地下主低層平面圖*)
House 11 Carpark Floor Plan (Master Lower Ground Floor Plan*)

現狀間隔平面圖
Latest Layout Plan



比例尺 SCALE: 0m (米) 5m (米)

11 號洋房 House 11	地下主低層 Master Lower Ground Floor
每個住宅物業的樓板 (不包括灰泥) 的厚度 (毫米) The thickness of the floor slabs (excluding plaster) of each residential property (mm)	200, 250, 350, 400, 700, 800
每個住宅物業的層與層之間的高度 (毫米) The floor-to-floor height of each residential property (mm)	4100, 5500

因住宅物業的較高樓層的結構牆的厚度遞減，較高樓層的內部面積，一般比較低樓層的內部面積稍大。(註：此根據《一手住宅物業銷售條例》附表 1 第一部第 10(2)(e) 條所規定的陳述並不適用於本發展項目。)
The internal areas of the residential properties on the upper floors will generally be slightly larger than those on the lower floors because of the reducing thickness of the structural walls on the upper floors. (Note: This statement requested under Section 10(2)(e) in Part 1 of Schedule 1 of the Residential Properties (First-hand Sales) Ordinance is not applicable to the Development.)

備註：11 號洋房此部份因在發展項目落成後進行小型工程、指定豁免工程或獲《建築物條例》豁免的工程而有所改動，現狀請參閱有關現狀間隔平面圖。該等改動如下：

1. 修改間牆及掩門。
- Notes: This part of House 11 has been altered by way of minor works, designated exempted works, or exempted works under the Buildings Ordinance after completion of the development, the latest condition of which is shown on the relevant latest layout plan. The alteration works are as follows:
1. Partition wall and swing door have been modified.

備註：

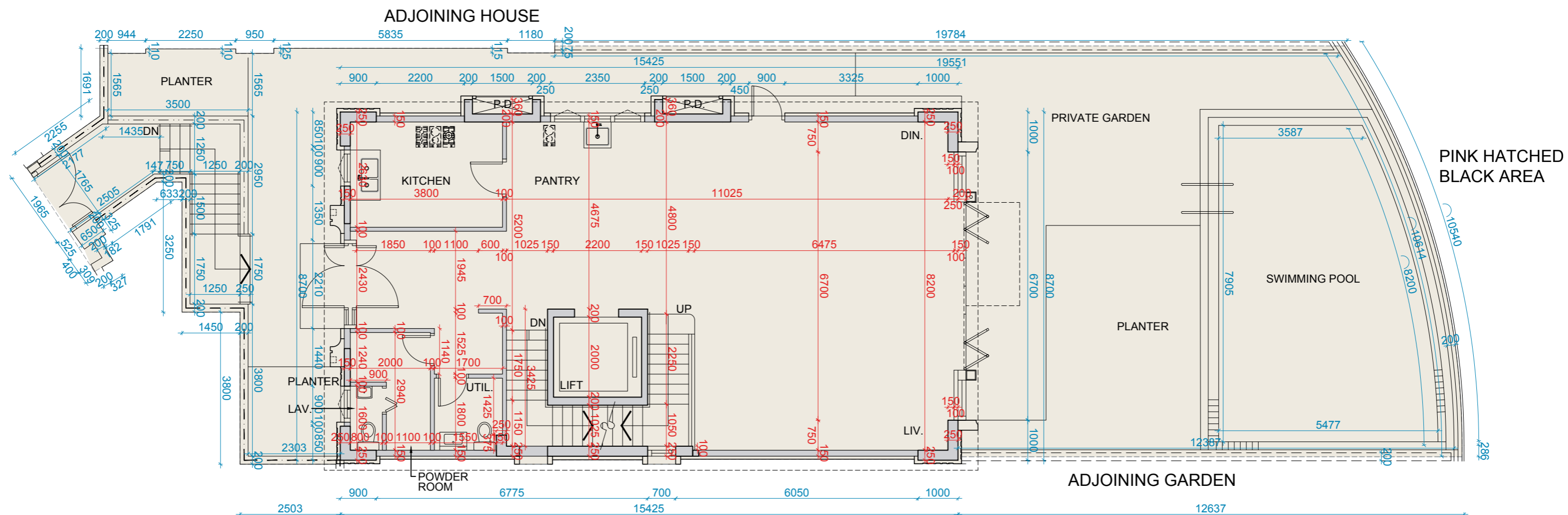
1. 平面圖所列之尺寸數字為以毫米標示之建築結構尺寸。
 2. 以上平面圖中顯示之名詞及簡稱請參閱本節之首頁。
- * 按批准建築圖則所述之樓層。

Notes:

1. The dimensions in the floor plans are all structural dimensions in millimeter.
 2. Please refer to the first page of this section of this sales brochure for legend of the terms and abbreviation shown on the floor plan above.
- * floor numbering as per approved general building plans.

11 號洋房地下層平面圖
House 11 Ground Floor Plan

根據批准建築圖則
As Per Approved General Building Plan



比例尺 SCALE: 0m (米) 5m (米)

11 號洋房 House 11	地下層 Ground Floor
每個住宅物業的樓板 (不包括灰泥) 的厚度 (毫米) The thickness of the floor slabs (excluding plaster) of each residential property (mm)	150, 200, 225, 275
每個住宅物業的層與層之間的高度 (毫米) The floor-to-floor height of each residential property (mm)	4300, 4500

因住宅物業的較高樓層的結構牆的厚度遞減，較高樓層的內部面積，一般比較低樓層的內部面積稍大。(註：此根據《一手住宅物業銷售條例》附表 1 第一部第 10(2)(e) 條所規定的陳述並不適用於本發展項目。)
The internal areas of the residential properties on the upper floors will generally be slightly larger than those on the lower floors because of the reducing thickness of the structural walls on the upper floors. (Note: This statement requested under Section 10(2)(e) in Part 1 of Schedule 1 of the Residential Properties (First-hand Sales) Ordinance is not applicable to the Development.)

備註：

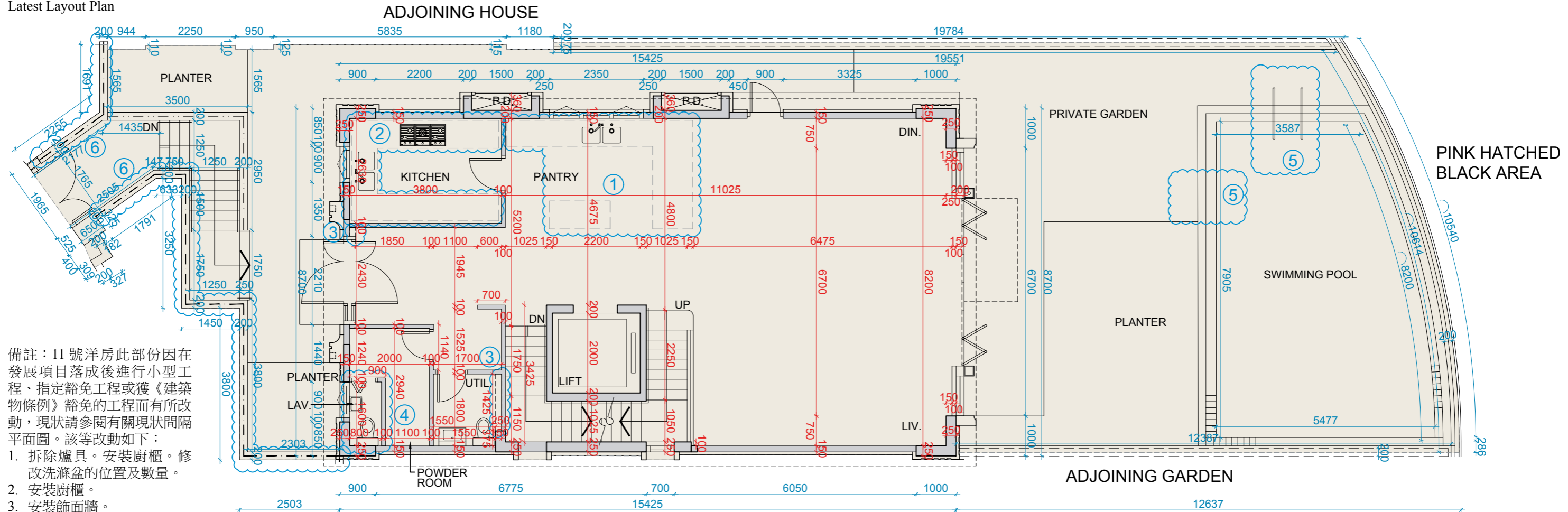
1. 平面圖所列之尺寸數字為以毫米標示之建築結構尺寸。
2. 以上平面圖中顯示之名詞及簡稱請參閱本節之首頁。

Notes:

1. The dimensions in the floor plans are all structural dimensions in millimeter.
2. Please refer to the first page of this section of this sales brochure for legend of the terms and abbreviation shown on the floor plan above.

11 號洋房地下層平面圖
House 11 Ground Floor Plan

現狀間隔平面圖
Latest Layout Plan



備註：11 號洋房此部份因在發展項目落成後進行小型工程、指定豁免工程或獲《建築物條例》豁免的工程而有所改動，現狀請參閱有關現狀間隔平面圖。該等改動如下：

1. 拆除爐具。安裝廚櫃。修改洗滌盆的位置及數量。
2. 安裝廚櫃。
3. 安裝飾面牆。
4. 修改間牆及摺門。洗滌盆移位。
5. 泳池豎梯移位。
6. 改動金屬欄杆。

比例尺 SCALE: 0m (米) 5m (米)

Notes: This part of House 11 has been altered by way of minor works, designated exempted works, or exempted works under the Buildings Ordinance after completion of the development, the latest condition of which is shown on the relevant latest layout plan. The alteration works are as follows:

1. Stove has been removed. Kitchen cabinet has been installed. Location and number of sink unit have been modified.
2. Kitchen cabinet has been installed.
3. Furring wall has been installed.
4. Partition wall and folding door have been modified. Sink unit has been shifted.
5. Swimming pool ladder has been shifted.
6. Alteration of metal railing.

11 號洋房 House 11	地下層 Ground Floor
每個住宅物業的樓板 (不包括灰泥) 的厚度 (毫米) The thickness of the floor slabs (excluding plaster) of each residential property (mm)	150, 200, 225, 275
每個住宅物業的層與層之間的高度 (毫米) The floor-to-floor height of each residential property (mm)	4300, 4500

因住宅物業的較高樓層的結構牆的厚度遞減，較高樓層的內部面積，一般比較低樓層的內部面積稍大。(註：此根據《一手住宅物業銷售條例》附表 1 第一部第 10(2)(e) 條所規定的陳述並不適用於本發展項目。)

The internal areas of the residential properties on the upper floors will generally be slightly larger than those on the lower floors because of the reducing thickness of the structural walls on the upper floors. (Note: This statement requested under Section 10(2)(e) in Part 1 of Schedule 1 of the Residential Properties (First-hand Sales) Ordinance is not applicable to the Development.)

備註：

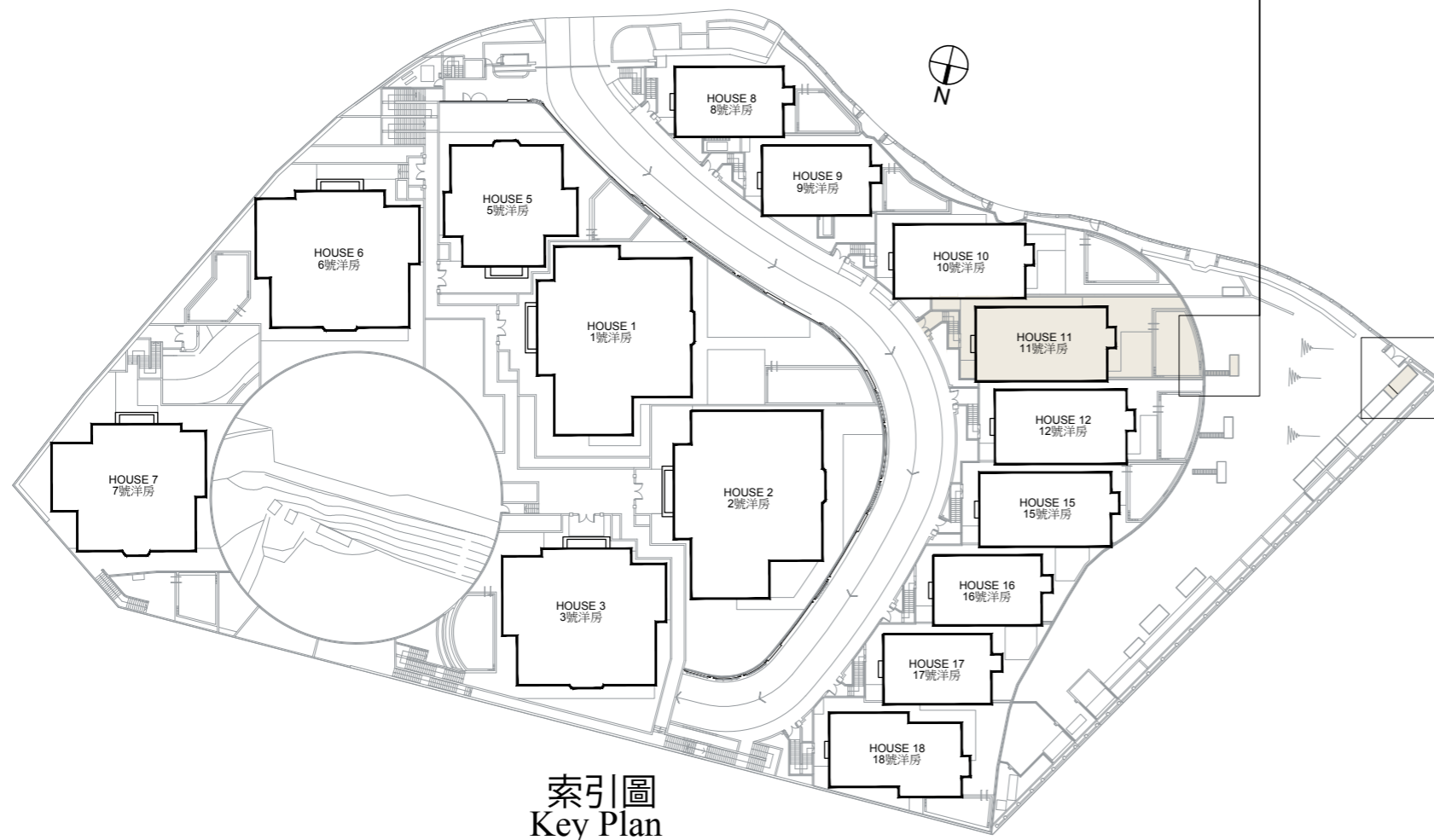
1. 平面圖所列之尺寸數字為以毫米標示之建築結構尺寸。
2. 以上平面圖中顯示之名詞及簡稱請參閱本節之首頁。

Notes:

1. The dimensions in the floor plans are all structural dimensions in millimeter.
2. Please refer to the first page of this section of this sales brochure for legend of the terms and abbreviation shown on the floor plan above.

11 號洋房地下主層平面圖
House 11 Master Ground Floor Plan

11 號洋房地下主層部分平面圖一
Part Plan 1 For House 11 Master Ground Floor Plan



索引圖
Key Plan

11 號洋房地下主層部分平面圖二
Part Plan 2 For House 11 Master Ground Floor Plan

備註：

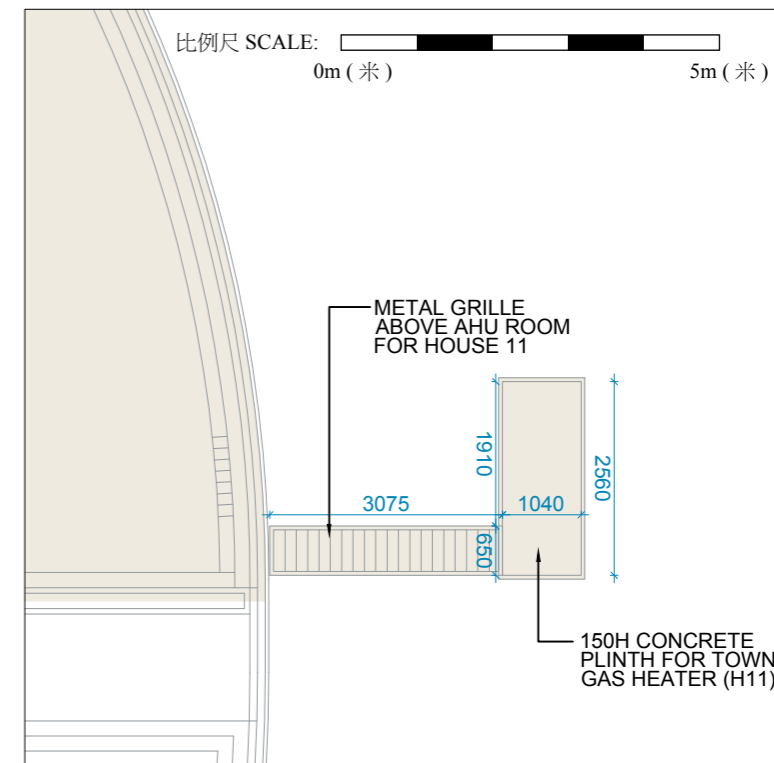
1. 平面圖所列之尺寸數字為以毫米標示之建築結構尺寸。
2. 以上平面圖中顯示之名詞及簡稱請參閱本節之首頁。

Notes:

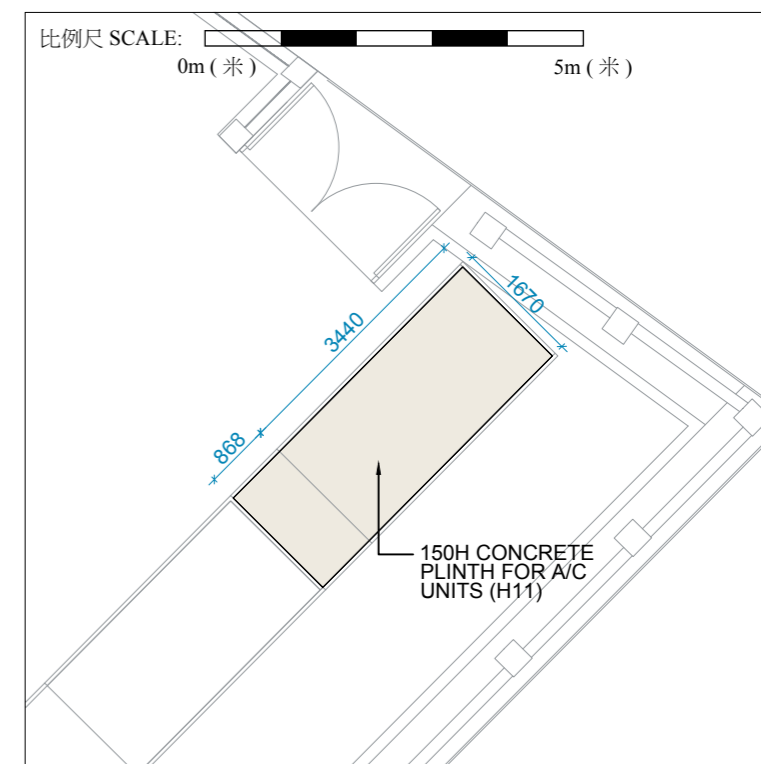
1. The dimensions in the floor plans are all structural dimensions in millimeter.
2. Please refer to the first page of this section of this sales brochure for legend of the terms and abbreviation shown on the floor plan above.

因住宅物業的較高樓層的結構牆的厚度遞減，較高樓層的內部面積，一般比較低樓層的內部面積稍大。（註：此根據《一手住宅物業銷售條例》附表 1 第一部第 10(2)(e) 條所規定的陳述並不適用於本發展項目。）

The internal areas of the residential properties on the upper floors will generally be slightly larger than those on the lower floors because of the reducing thickness of the structural walls on the upper floors. (Note: This statement requested under Section 10(2)(e) in Part 1 of Schedule 1 of the Residential Properties (First-hand Sales) Ordinance is not applicable to the Development.)



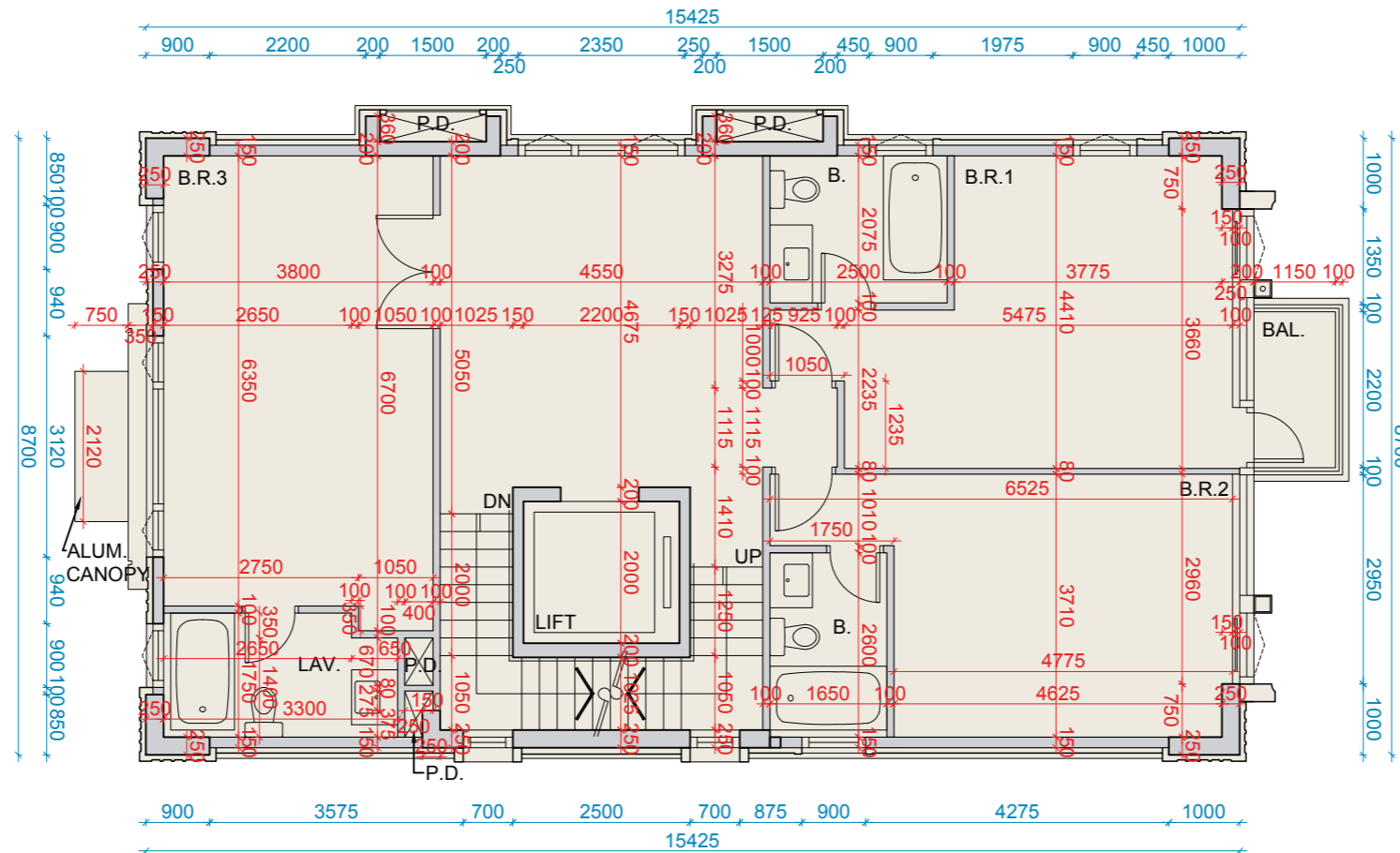
11 號洋房地下主層部分平面圖一
Part Plan 1 For House 11 Master Ground Floor Plan



11 號洋房地下主層部分平面圖二
Part Plan 2 For House 11 Master Ground Floor Plan

11 號洋房一樓平面圖
House 11 First Floor Plan

根據批准建築圖則
As Per Approved General Building Plan



比例尺 SCALE: 0m (米) 5m (米)

11 號洋房 House 11	1 樓 First Floor
每個住宅物業的樓板 (不包括灰泥) 的厚度 (毫米) The thickness of the floor slabs (excluding plaster) of each residential property (mm)	150, 200, 225, 275
每個住宅物業的層與層之間的高度 (毫米) The floor-to-floor height of each residential property (mm)	3300, 3500, 3700

因住宅物業的較高樓層的結構牆的厚度遞減，較高樓層的內部面積，一般比較低樓層的內部面積稍大。(註：此根據《一手住宅物業銷售條例》附表 1 第一部第 10(2)(e) 條所規定的陳述並不適用於本發展項目。)
The internal areas of the residential properties on the upper floors will generally be slightly larger than those on the lower floors because of the reducing thickness of the structural walls on the upper floors. (Note: This statement requested under Section 10(2)(e) in Part 1 of Schedule 1 of the Residential Properties (First-hand Sales) Ordinance is not applicable to the Development.)

備註：

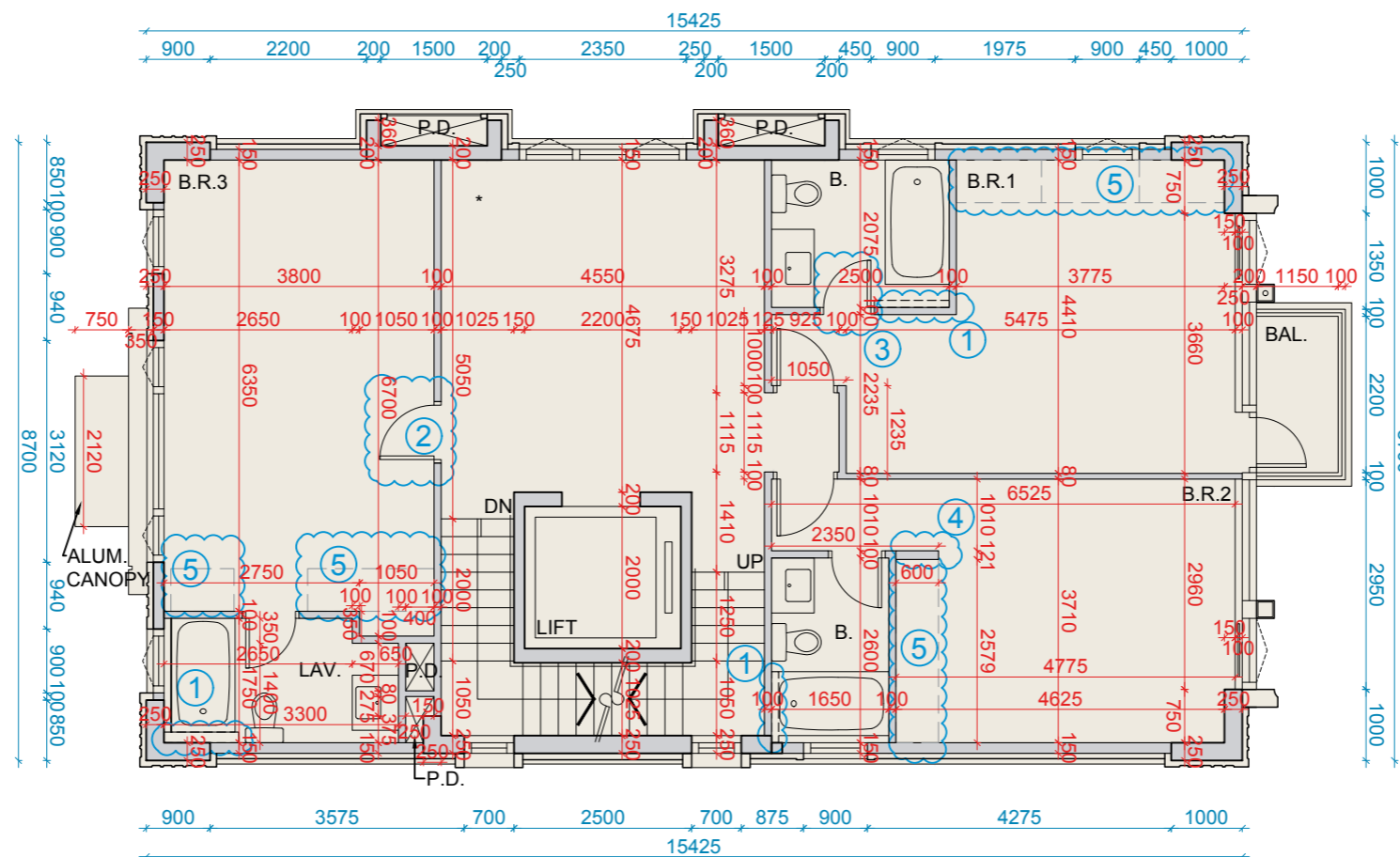
1. 平面圖所列之尺寸數字為以毫米標示之建築結構尺寸。
2. 以上平面圖中顯示之名詞及簡稱請參閱本節之首頁。

Notes:

1. The dimensions in the floor plans are all structural dimensions in millimeter.
2. Please refer to the first page of this section of this sales brochure for legend of the terms and abbreviation shown on the floor plan above.

11 號洋房一樓平面圖
House 11 First Floor Plan

現狀間隔平面圖
Latest Layout Plan



備註：11 號洋房此部份因在發展項目落成後進行小型工程、指定豁免工程或獲《建築物條例》豁免的工程而有所改動，現狀請參閱有關現狀間隔平面圖。該等改動如下：

1. 安裝飾面牆。
2. 修改間牆及拆除雙掩門。安裝掩門。
3. 對調原有掩門方向。
4. 安裝間牆。
5. 安裝櫃。

Notes: This part of House 11 has been altered by way of minor works, designated exempted works, or exempted works under the Buildings Ordinance after completion of the development, the latest condition of which is shown on the relevant latest layout plan. The alteration works are as follows:

1. Furring wall has been installed.
2. Partition wall has been modified and double swing door has been removed. Swing door has been installed.
3. Original swing door direction has been mirrored.
4. Partition wall has been installed.
5. Cabinet has been installed.

比例尺 SCALE: 0m (米) 5m (米)

11 號洋房 House 11	1 樓 First Floor
每個住宅物業的樓板 (不包括灰泥) 的厚度 (毫米) The thickness of the floor slabs (excluding plaster) of each residential property (mm)	150, 200, 225, 275
每個住宅物業的層與層之間的高度 (毫米) The floor-to-floor height of each residential property (mm)	3300, 3500, 3700

因住宅物業的較高樓層的結構牆的厚度遞減，較高樓層的內部面積，一般比較低樓層的內部面積稍大。(註：此根據《一手住宅物業銷售條例》附表 1 第一部第 10(2)(e) 條所規定的陳述並不適用於本發展項目。)
The internal areas of the residential properties on the upper floors will generally be slightly larger than those on the lower floors because of the reducing thickness of the structural walls on the upper floors. (Note: This statement requested under Section 10(2)(e) in Part 1 of Schedule 1 of the Residential Properties (First-hand Sales) Ordinance is not applicable to the Development.)

備註：

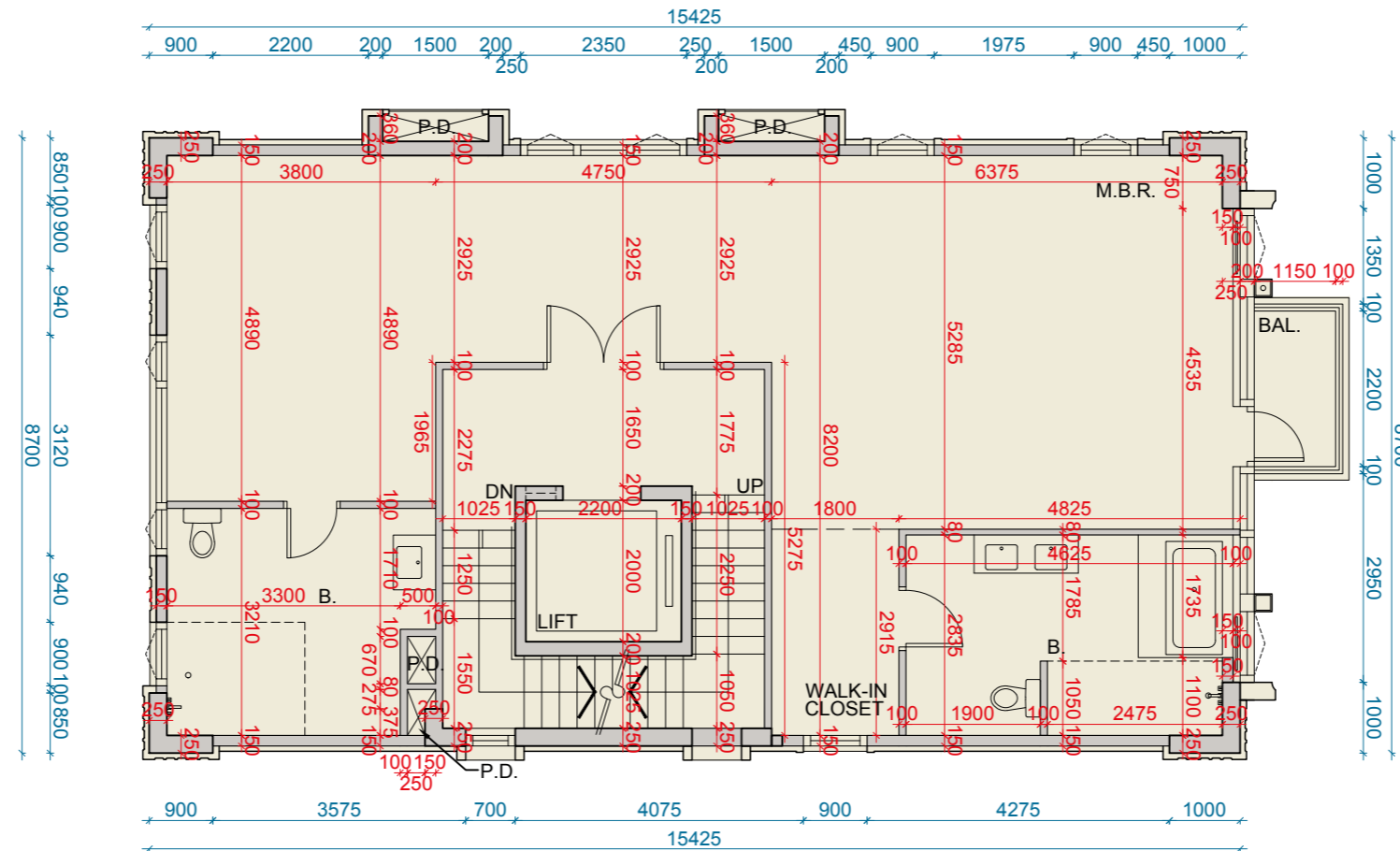
1. 平面圖所列之尺寸數字為以毫米標示之建築結構尺寸。
2. 以上平面圖中顯示之名詞及簡稱請參閱本節之首頁。
- * 此空間在節錄 23 裝置、裝修物料及設備為起居室。

Notes:

1. The dimensions in the floor plans are all structural dimensions in millimeter.
2. Please refer to the first page of this section of this sales brochure for legend of the terms and abbreviation shown on the floor plan above.
- * This space is shown as Family Room in Section 23 Fittings, Finishes and Appliances.

11 號洋房二樓平面圖
House 11 Second Floor Plan

根據批准建築圖則
As Per Approved General Building Plan



比例尺 SCALE: 0m (米) 5m (米)

11 號洋房 House 11	2 樓 Second Floor
每個住宅物業的樓板 (不包括灰泥) 的厚度 (毫米) The thickness of the floor slabs (excluding plaster) of each residential property (mm)	150, 200, 225, 250
每個住宅物業的層與層之間的高度 (毫米) The floor-to-floor height of each residential property (mm)	3500, 3700

因住宅物業的較高樓層的結構牆的厚度遞減，較高樓層的內部面積，一般比較低樓層的內部面積稍大。(註：此根據《一手住宅物業銷售條例》附表 1 第一部第 10(2)(e) 條所規定的陳述並不適用於本發展項目。)
The internal areas of the residential properties on the upper floors will generally be slightly larger than those on the lower floors because of the reducing thickness of the structural walls on the upper floors. (Note: This statement requested under Section 10(2)(e) in Part 1 of Schedule 1 of the Residential Properties (First-hand Sales) Ordinance is not applicable to the Development.)

備註：

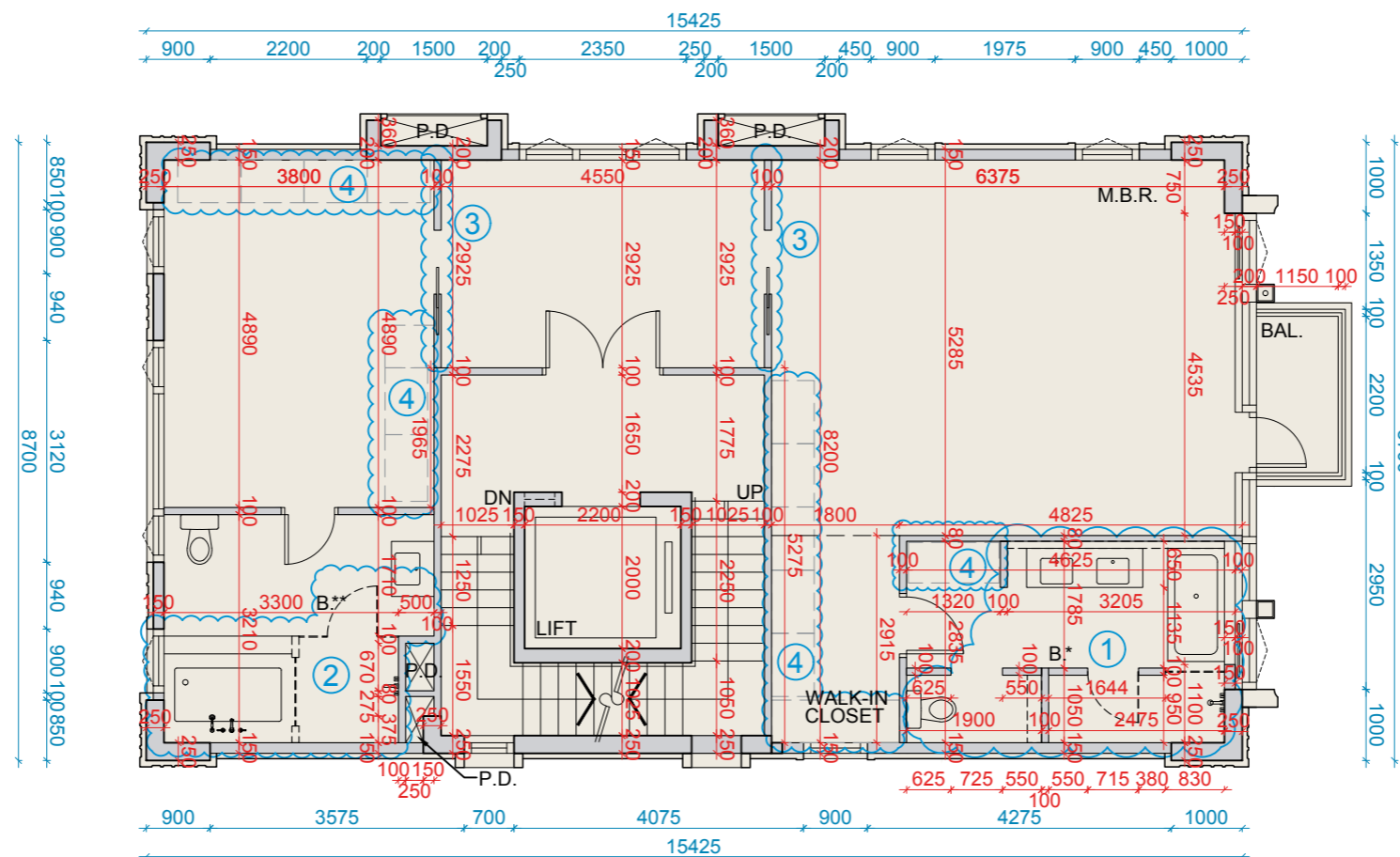
1. 平面圖所列之尺寸數字為以毫米標示之建築結構尺寸。
2. 以上平面圖中顯示之名詞及簡稱請參閱本節之首頁。

Notes:

1. The dimensions in the floor plans are all structural dimensions in millimeter.
2. Please refer to the first page of this section of this sales brochure for legend of the terms and abbreviation shown on the floor plan above.

11 號洋房二樓平面圖
House 11 Second Floor Plan

現狀間隔平面圖
Latest Layout Plan



備註：11 號洋房此部份因在發展項目落成後進行小型工程、指定豁免工程或獲《建築物條例》豁免的工程而有所改動，現狀請參閱有關現狀間隔平面圖。該等改動如下：

1. 坐廁及洗滌盆移位。安裝間牆、飾面牆、玻璃間隔及掩門。
2. 沐浴花灑移位。安裝浴缸、間牆、飾面牆、玻璃間隔及掩門。
3. 安裝間牆及趟門。
4. 安裝櫃。

Notes: This part of House 11 has been altered by way of minor works, designated exempted works, or exempted works under the Buildings Ordinance after completion of the development, the latest condition of which is shown on the relevant latest layout plan. The alteration works are as follows:

1. Toilet and sink unit have been shifted. Partition wall, furring wall, glass partition and swing door have been installed.
2. Showerhead has been shifted. Bathtub, partition wall, furring wall, glass partition and swing door have been installed.
3. Partition wall and sliding door have been installed.
4. Cabinet has been installed.

比例尺 SCALE: 0m (米) 5m (米)

11 號洋房 House 11	2 樓 Second Floor
每個住宅物業的樓板 (不包括灰泥) 的厚度 (毫米) The thickness of the floor slabs (excluding plaster) of each residential property (mm)	150, 200, 225, 250
每個住宅物業的層與層之間的高度 (毫米) The floor-to-floor height of each residential property (mm)	3500, 3700

因住宅物業的較高樓層的結構牆的厚度遞減，較高樓層的內部面積，一般比較低樓層的內部面積稍大。(註：此根據《一手住宅物業銷售條例》附表 1 第一部第 10(2)(e) 條所規定的陳述並不適用於本發展項目。)
The internal areas of the residential properties on the upper floors will generally be slightly larger than those on the lower floors because of the reducing thickness of the structural walls on the upper floors. (Note: This statement requested under Section 10(2)(e) in Part 1 of Schedule 1 of the Residential Properties (First-hand Sales) Ordinance is not applicable to the Development.)

備註：

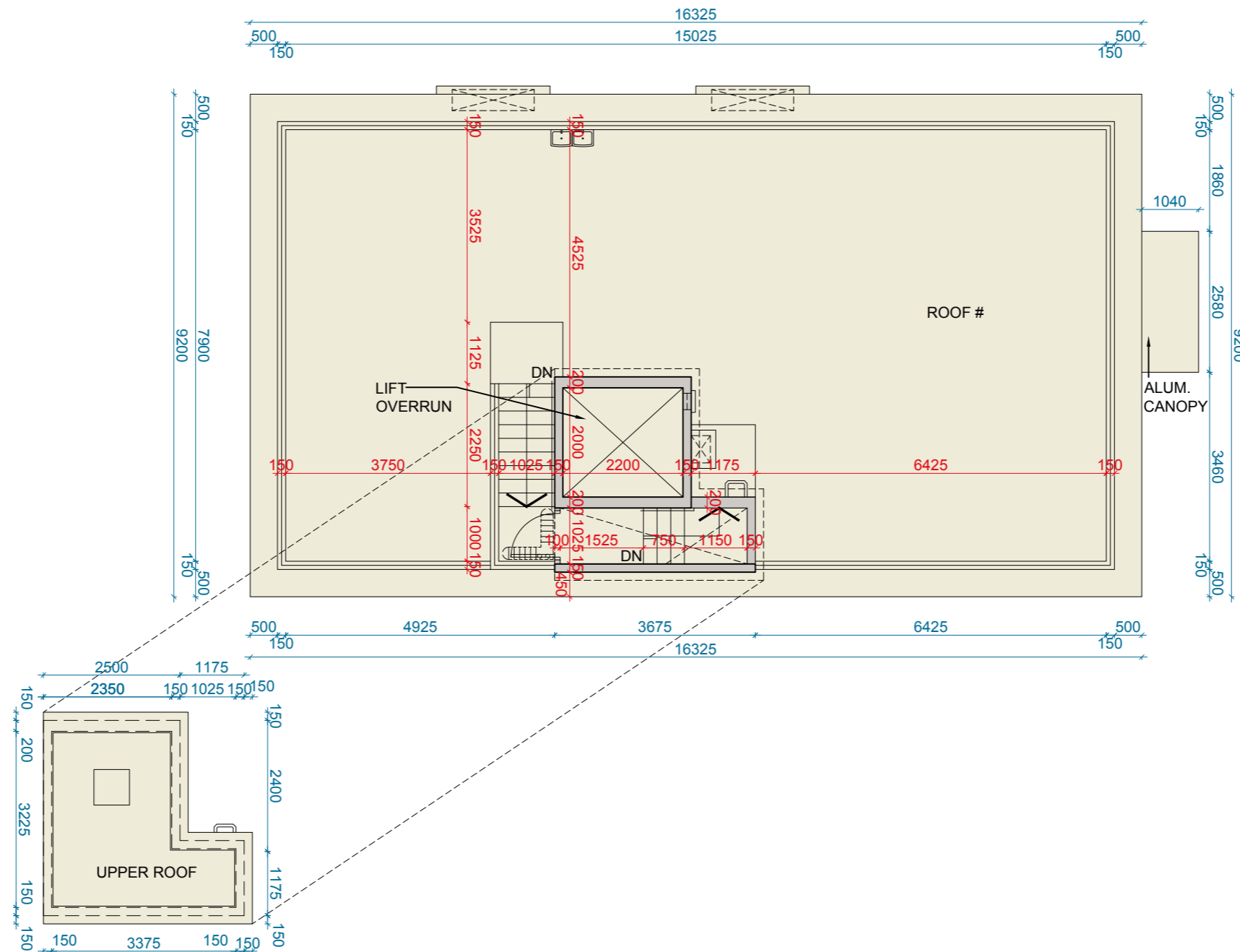
1. 平面圖所列之尺寸數字為以毫米標示之建築結構尺寸。
2. 以上平面圖中顯示之名詞及簡稱請參閱本節之首頁。
- * 此空間在節錄 23 裝置、裝修物料及設備為主人睡房浴室。
- ** 此空間在節錄 23 裝置、裝修物料及設備為步入式衣帽間浴室。

Notes:

1. The dimensions in the floor plans are all structural dimensions in millimeter.
2. Please refer to the first page of this section of this sales brochure for legend of the terms and abbreviation shown on the floor plan above.
- * This space is shown as Master Bedroom Bathroom in Section 23 Fittings, Finishes and Appliances.
- ** This space is shown as Walk-In Closet Bathroom in Section 23 Fittings, Finishes and Appliances.

11 號洋房天台平面圖
House 11 Roof Plan

根據批准建築圖則
As Per Approved General Building Plan



11 號洋房 House 11	天台 Roof
每個住宅物業的樓板 (不包括灰泥) 的厚度 (毫米) ^ The thickness of the floor slabs (excluding plaster) of each residential property (mm) ^	150
每個住宅物業的層與層之間的高度 (毫米) ^ The floor-to-floor height of each residential property (mm) ^	1615

比例尺 SCALE: 0m (米) 5m (米)

備註:

1. 平面圖所列之尺寸數字為以毫米標示之建築結構尺寸。
 2. 以上平面圖中顯示之名詞及簡稱請參閱本節之首頁。
- # 批准建築圖則所述之平台。
^ 只適用於梯屋。

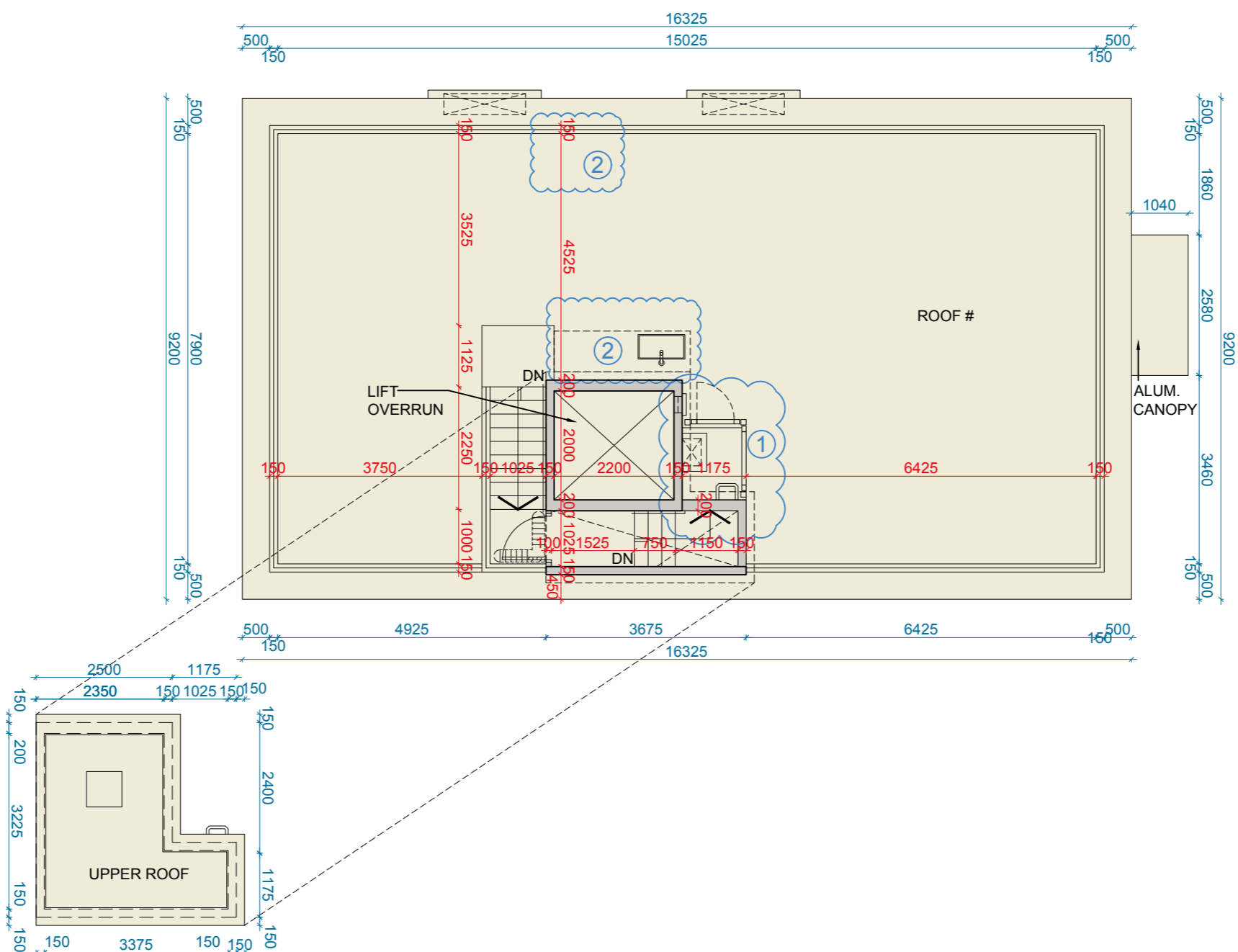
Notes:

1. The dimensions in the floor plans are all structural dimensions in millimeter.
 2. Please refer to the first page of this section of this sales brochure for legend of the terms and abbreviation shown on the floor plan above.
- # Flat roof under approved general building plans.
^ Applicable only to stairhood.

因住宅物業的較高樓層的結構牆的厚度遞減，較高樓層的內部面積，一般比較低樓層的內部面積稍大。(註：此根據《一手住宅物業銷售條例》附表 1 第一部第 10(2)(e) 條所規定的陳述並不適用於本發展項目。)
The internal areas of the residential properties on the upper floors will generally be slightly larger than those on the lower floors because of the reducing thickness of the structural walls on the upper floors. (Note: This statement requested under Section 10(2)(e) in Part 1 of Schedule 1 of the Residential Properties (First-hand Sales) Ordinance is not applicable to the Development.)

11 號洋房天台平面圖
House 11 Roof Plan

現狀間隔平面圖
Latest Layout Plan



備註：11 號洋房此部份因在發展項目落成後進行小型工程、指定豁免工程或獲《建築物條例》豁免的工程而有所改動，現狀請參閱有關現狀間隔平面圖。該等改動如下：

1. 豎設金屬欄杆。
2. 修改洗滌盆的位置及數量。

Notes: This part of House 11 has been altered by way of minor works, designated exempted works, or exempted works under the Buildings Ordinance after completion of the development, the latest condition of which is shown on the relevant latest layout plan. The alteration works are as follows:

1. Metal fence has been erected.
2. Location and number of sink unit have been modified.

11 號洋房 House 11	天台 Roof
每個住宅物業的樓板 (不包括灰泥) 的厚度 (毫米) ^ The thickness of the floor slabs (excluding plaster) of each residential property (mm) ^	150
每個住宅物業的層與層之間的高度 (毫米) ^ The floor-to-floor height of each residential property (mm) ^	1615

因住宅物業的較高樓層的結構牆的厚度遞減，較高樓層的內部面積，一般比較低樓層的內部面積稍大。(註：此根據《一手住宅物業銷售條例》附表 1 第一部第 10(2)(e) 條所規定的陳述並不適用於本發展項目。)
The internal areas of the residential properties on the upper floors will generally be slightly larger than those on the lower floors because of the reducing thickness of the structural walls on the upper floors. (Note: This statement requested under Section 10(2)(e) in Part 1 of Schedule 1 of the Residential Properties (First-hand Sales) Ordinance is not applicable to the Development.)

比例尺 SCALE: 0m (米) 5m (米)

備註：

1. 平面圖所列之尺寸數字為以毫米標示之建築結構尺寸。
 2. 以上平面圖中顯示之名詞及簡稱請參閱本節之首頁。
- # 批准建築圖則所述之平台。
^ 只適用於梯屋。

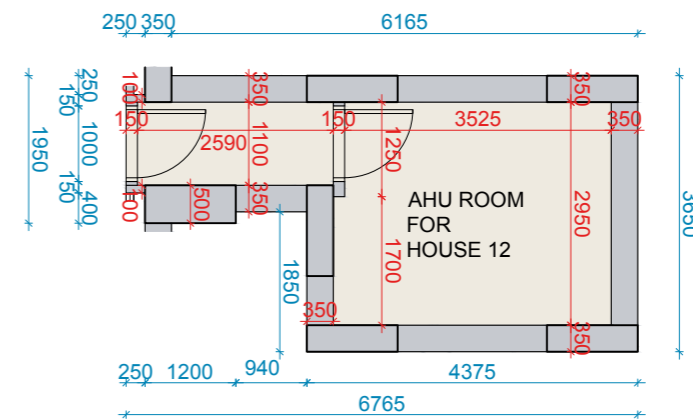
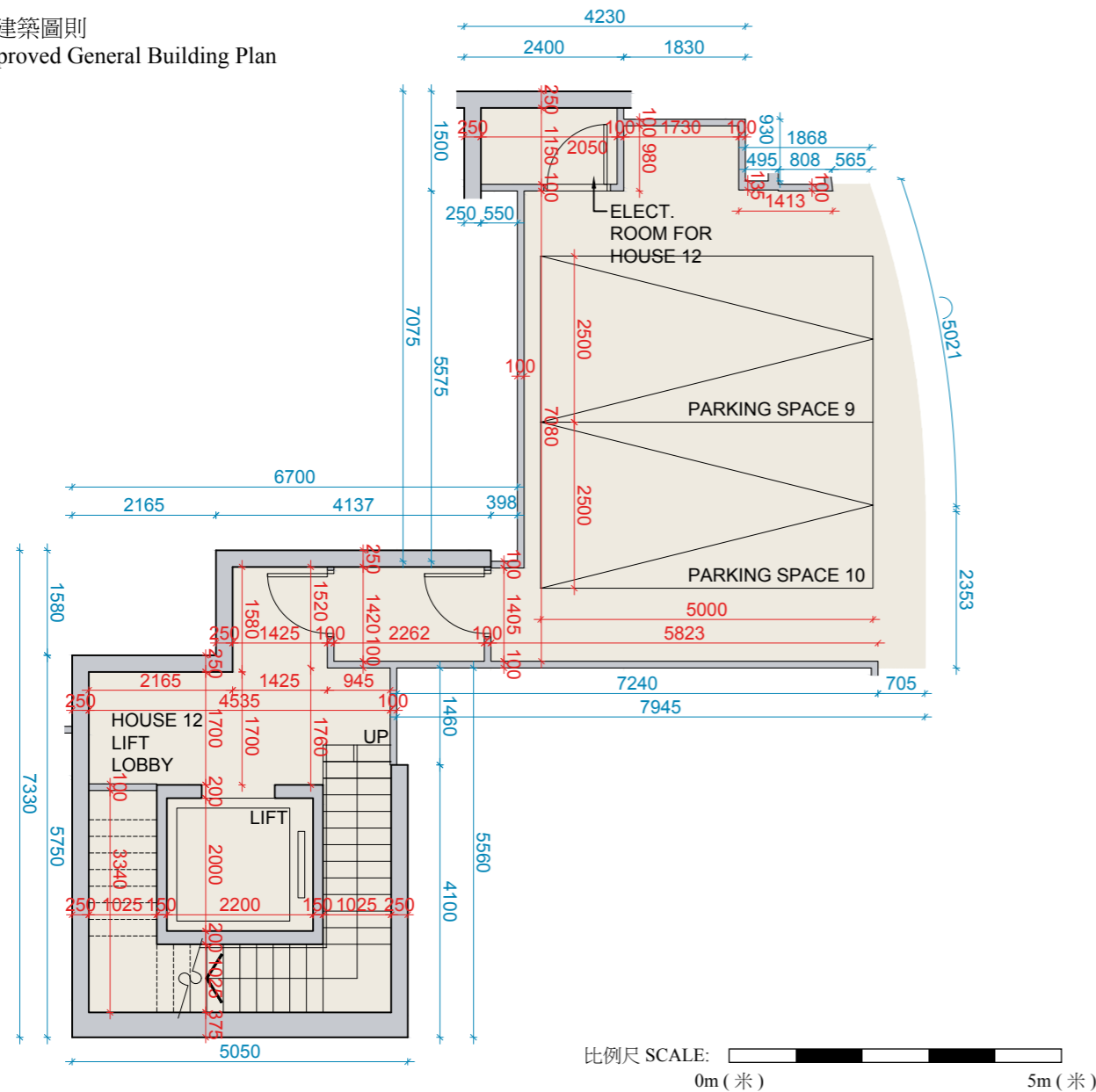
Notes:

1. The dimensions in the floor plans are all structural dimensions in millimeter.
 2. Please refer to the first page of this section of this sales brochure for legend of the terms and abbreviation shown on the floor plan above.
- # Flat roof under approved general building plans.
^ Applicable only to stairhood.

12 號洋房停車場平面圖 (地下主低層平面圖 *)

House 12 Carpark Floor Plan (Master Lower Ground Floor Plan*)

根據批准建築圖則
As Per Approved General Building Plan



12 號洋房 House 12	地下主低層 Master Lower Ground Floor
每個住宅物業的樓板 (不包括灰泥) 的厚度 (毫米) The thickness of the floor slabs (excluding plaster) of each residential property (mm)	200, 250, 700, 800
每個住宅物業的層與層之間的高度 (毫米) The floor-to-floor height of each residential property (mm)	4100, 5500

因住宅物業的較高樓層的結構牆的厚度遞減, 較高樓層的內部面積, 一般比較低樓層的內部面積稍大。(註: 此根據《一手住宅物業銷售條例》附表 1 第一部第 10(2)(e) 條所規定的陳述並不適用於本發展項目。)
The internal areas of the residential properties on the upper floors will generally be slightly larger than those on the lower floors because of the reducing thickness of the structural walls on the upper floors. (Note: This statement requested under Section 10(2)(e) in Part 1 of Schedule 1 of the Residential Properties (First-hand Sales) Ordinance is not applicable to the Development.)

備註:

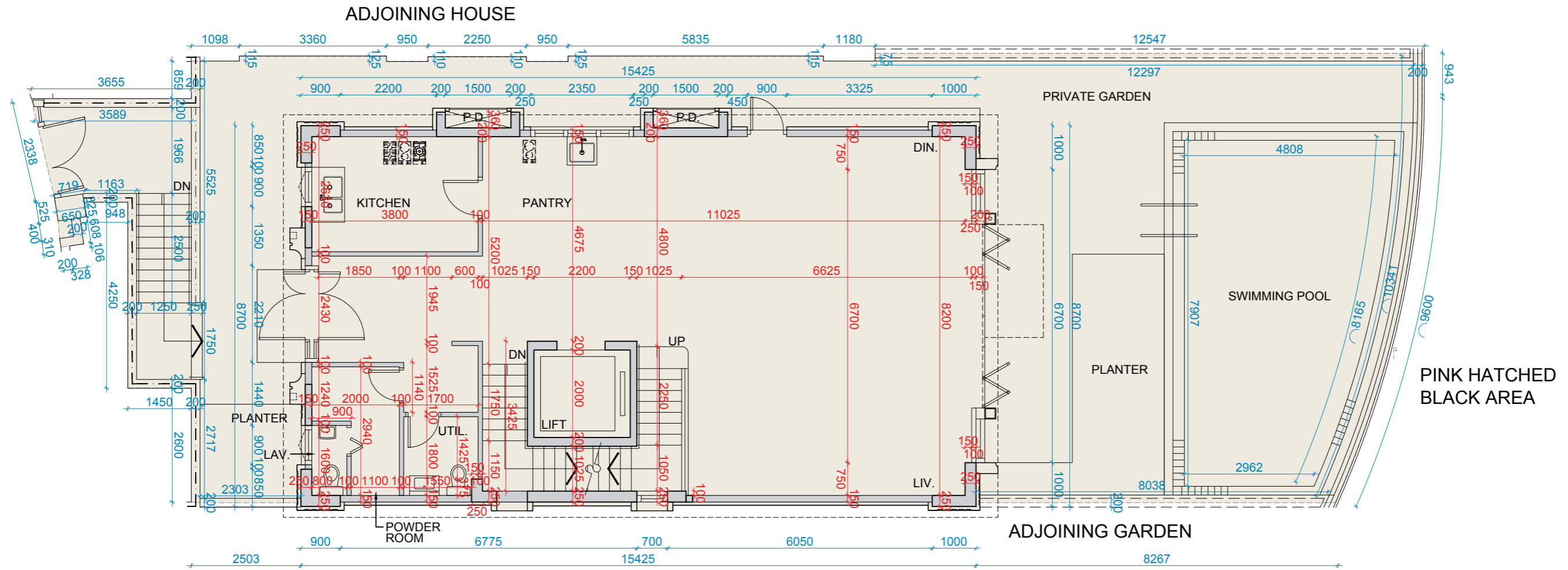
1. 平面圖所列之尺寸數字為以毫米標示之建築結構尺寸。
 2. 以上平面圖中顯示之名詞及簡稱請參閱本節之首頁。
- * 按批准建築圖則所述之樓層。

Notes:

1. The dimensions in the floor plans are all structural dimensions in millimeter.
 2. Please refer to the first page of this section of this sales brochure for legend of the terms and abbreviation shown on the floor plan above.
- * floor numbering as per approved general building plans.

12 號洋房地下層平面圖
House 12 Ground Floor Plan

根據批准建築圖則
As Per Approved General Building Plan



比例尺 SCALE: 0m (米) 5m (米)

12 號洋房 House 12	地下層 Ground Floor
每個住宅物業的樓板 (不包括灰泥) 的厚度 (毫米) The thickness of the floor slabs (excluding plaster) of each residential property (mm)	150, 200, 225, 275
每個住宅物業的層與層之間的高度 (毫米) The floor-to-floor height of each residential property (mm)	4300, 4500

因住宅物業的較高樓層的結構牆的厚度遞減, 較高樓層的內部面積, 一般比較低樓層的內部面積稍大。(註: 此根據《一手住宅物業銷售條例》附表 1 第一部第 10(2)(e) 條所規定的陳述並不適用於本發展項目。)
The internal areas of the residential properties on the upper floors will generally be slightly larger than those on the lower floors because of the reducing thickness of the structural walls on the upper floors. (Note: This statement requested under Section 10(2)(e) in Part 1 of Schedule 1 of the Residential Properties (First-hand Sales) Ordinance is not applicable to the Development.)

備註:

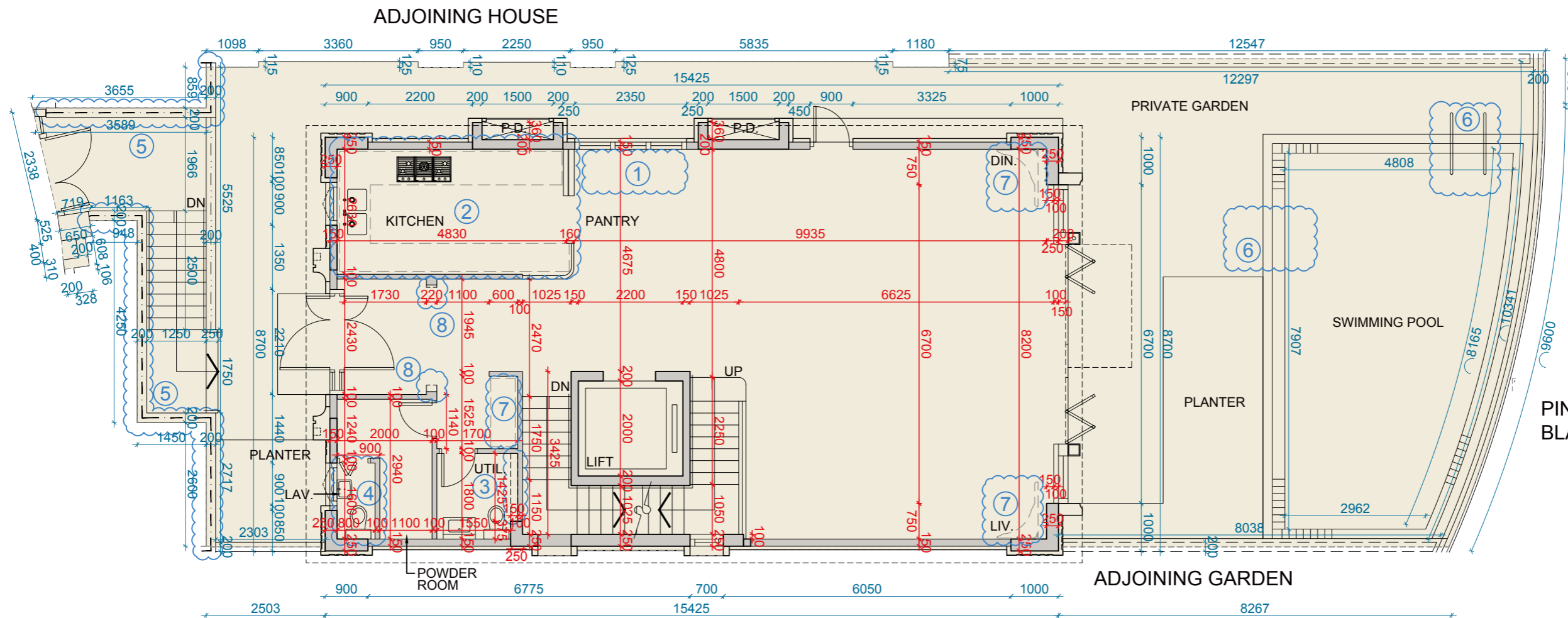
1. 平面圖所列之尺寸數字為以毫米標示之建築結構尺寸。
2. 以上平面圖中顯示之名詞及簡稱請參閱本節之首頁。

Notes:

1. The dimensions in the floor plans are all structural dimensions in millimeter.
2. Please refer to the first page of this section of this sales brochure for legend of the terms and abbreviation shown on the floor plan above.

12 號洋房地下層平面圖
House 12 Ground Floor Plan

現狀間隔平面圖
Latest Layout Plan



備註：12 號洋房此部份因在發展項目落成後進行小型工程、指定豁免工程或獲《建築物條例》豁免的工程而有所改動，現狀請參閱有關現狀間隔平面圖。該等改動如下：

1. 拆除爐具及洗滌盆。
2. 安裝廚櫃。拆除掩門。修改間牆及安裝趟門。
3. 安裝飾面牆。
4. 修改間牆及摺門。洗滌盆移位。
5. 改動金屬欄杆。
6. 泳池豎梯移位。
7. 安裝櫃。
8. 安裝間牆及飾面牆。

PINK HATCHED
BLACK AREA

比例尺 SCALE: 0m (米) 5m (米)

12 號洋房 House 12	地下層 Ground Floor
每個住宅物業的樓板 (不包括灰泥) 的厚度 (毫米) The thickness of the floor slabs (excluding plaster) of each residential property (mm)	150, 200, 225, 275
每個住宅物業的層與層之間的高度 (毫米) The floor-to-floor height of each residential property (mm)	4300, 4500

因住宅物業的較高樓層的結構牆的厚度遞減，較高樓層的內部面積，一般比較低樓層的內部面積稍大。(註：此根據《一手住宅物業銷售條例》附表 1 第一部第 10(2)(e) 條所規定的陳述並不適用於本發展項目。)

The internal areas of the residential properties on the upper floors will generally be slightly larger than those on the lower floors because of the reducing thickness of the structural walls on the upper floors. (Note: This statement requested under Section 10(2)(e) in Part 1 of Schedule 1 of the Residential Properties (First-hand Sales) Ordinance is not applicable to the Development.)

Notes: This part of House 12 has been altered by way of minor works, designated exempted works, or exempted works under the Buildings Ordinance after completion of the development, the latest condition of which is shown on the relevant latest layout plan. The alteration works are as follows:

1. Stove and sink unit have been removed.
2. Kitchen cabinet has been installed. Swing door has been removed. Partition wall has been modified and sliding door has been installed.
3. Furring wall has been installed.
4. Partition wall and folding door have been modified. Sink unit has been shifted.
5. Alteration of metal railing.
6. Swimming pool ladder has been shifted.
7. Cabinet has been installed.
8. Partition wall and furring wall have been installed.

備註：

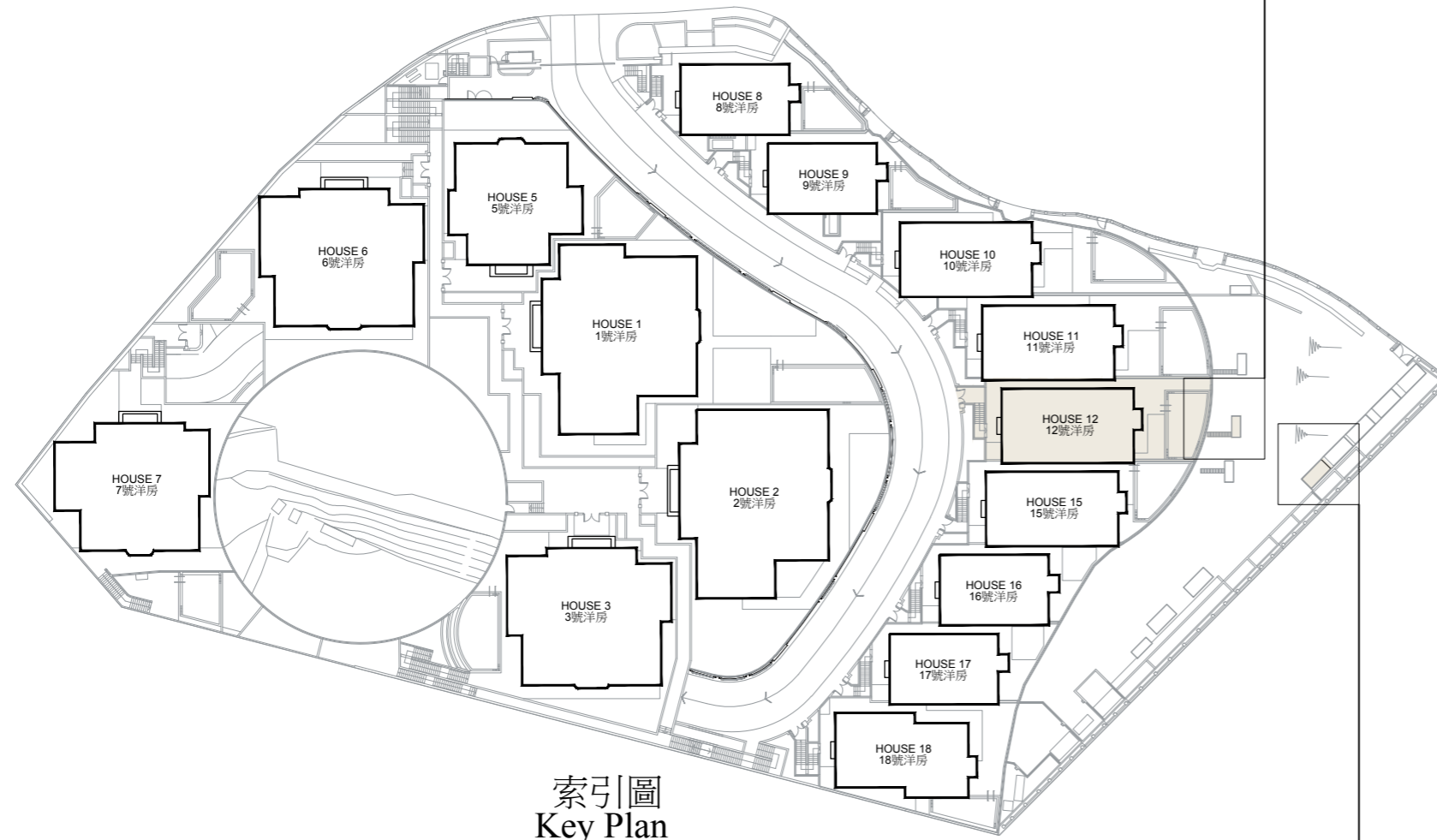
1. 平面圖所列之尺寸數字為以毫米標示之建築結構尺寸。
2. 以上平面圖中顯示之名詞及簡稱請參閱本節之首頁。

Notes:

1. The dimensions in the floor plans are all structural dimensions in millimeter.
2. Please refer to the first page of this section of this sales brochure for legend of the terms and abbreviation shown on the floor plan above.

12 號洋房地下主層平面圖
House 12 Master Ground Floor Plan

12 號洋房地下主層部分平面圖一
Part Plan 1 For House 12 Master Ground Floor Plan

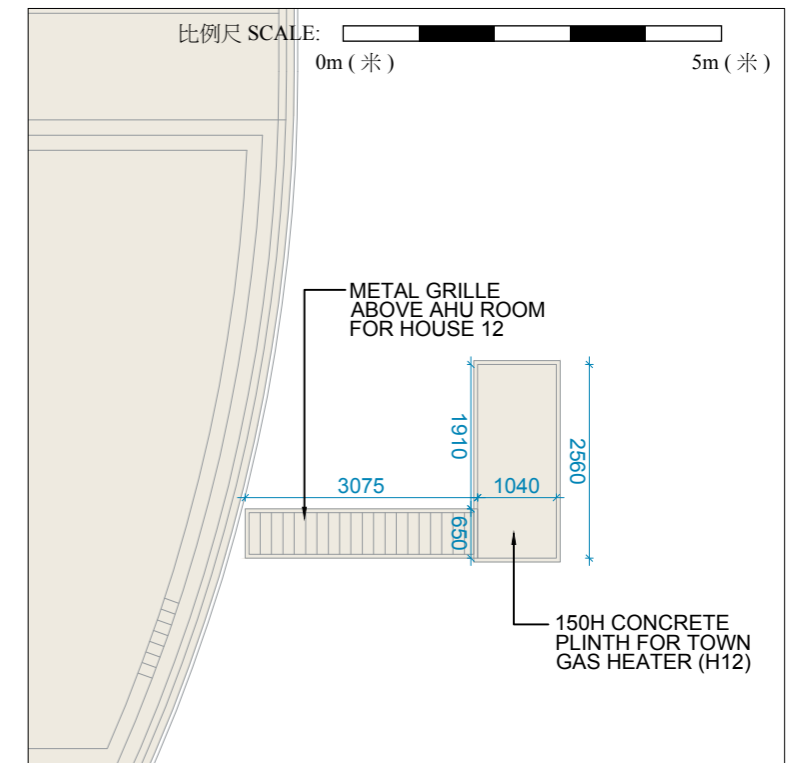


12 號洋房地下主層部分平面圖二
Part Plan 2 For House 12 Master Ground Floor Plan

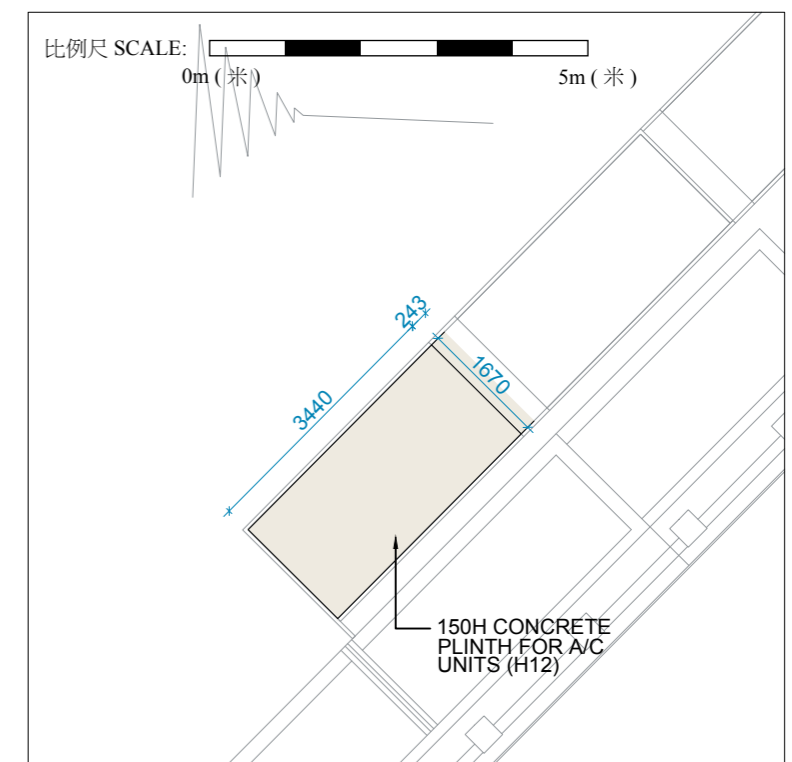
- 備註：
1. 平面圖所列之尺寸數字為以毫米標示之建築結構尺寸。
 2. 以上平面圖中顯示之名詞及簡稱請參閱本節之首頁。

- Notes:
1. The dimensions in the floor plans are all structural dimensions in millimeter.
 2. Please refer to the first page of this section of this sales brochure for legend of the terms and abbreviation shown on the floor plan above.

因住宅物業的較高樓層的結構牆的厚度遞減，較高樓層的內部面積，一般比較低樓層的內部面積稍大。（註：此根據《一手住宅物業銷售條例》附表 1 第一部第 10(2)(e) 條所規定的陳述並不適用於本發展項目。）
The internal areas of the residential properties on the upper floors will generally be slightly larger than those on the lower floors because of the reducing thickness of the structural walls on the upper floors. (Note: This statement requested under Section 10(2)(e) in Part 1 of Schedule 1 of the Residential Properties (First-hand Sales) Ordinance is not applicable to the Development.)



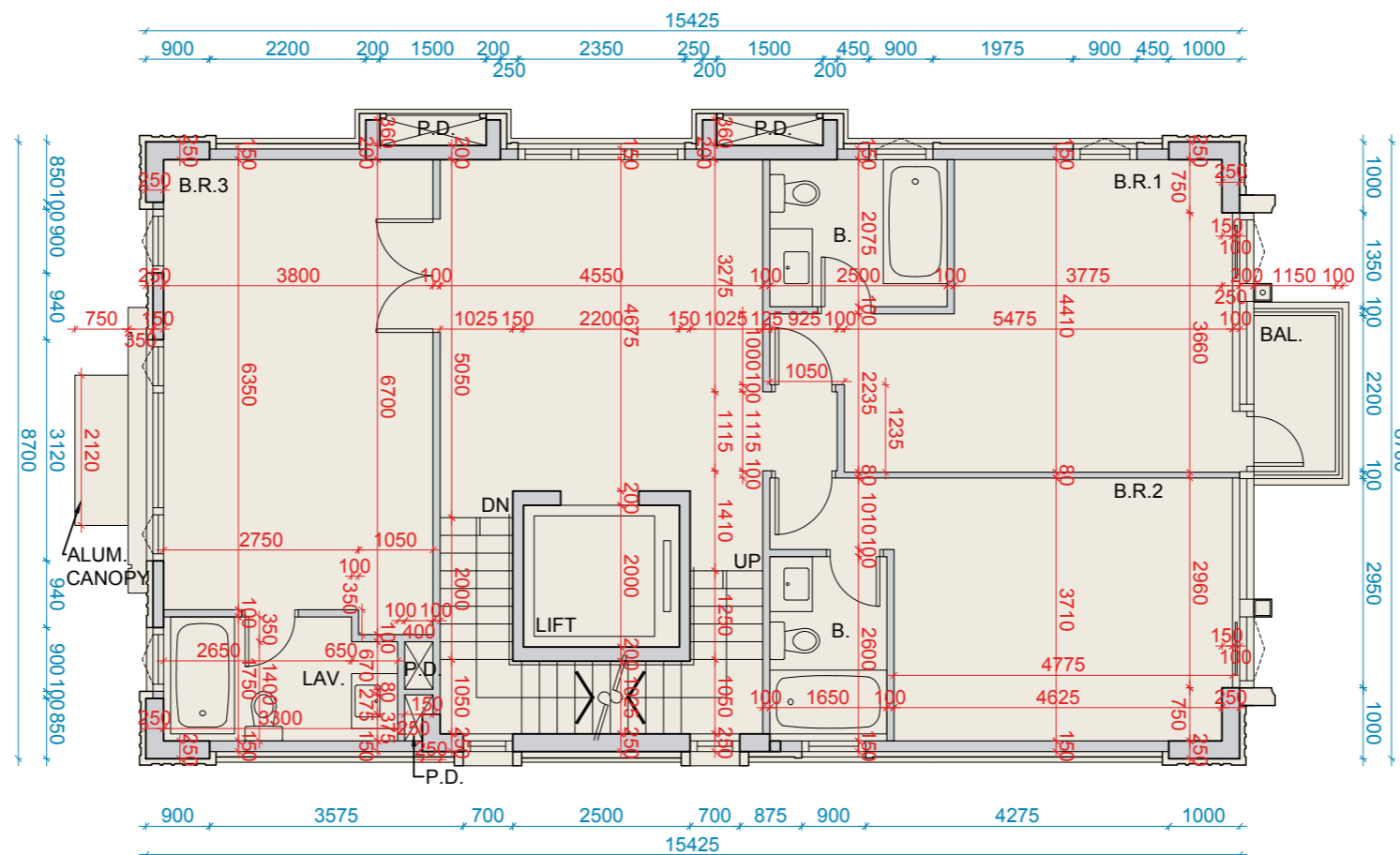
12 號洋房地下主層部分平面圖一
Part Plan 1 For House 12 Master Ground Floor Plan



12 號洋房地下主層部分平面圖二
Part Plan 2 For House 12 Master Ground Floor Plan

12 號洋房一樓平面圖
House 12 First Floor Plan

根據批准建築圖則
As Per Approved General Building Plan



比例尺 SCALE: 0m (米) 5m (米)

12 號洋房 House 12	1 樓 First Floor
每個住宅物業的樓板 (不包括灰泥) 的厚度 (毫米) The thickness of the floor slabs (excluding plaster) of each residential property (mm)	150, 200, 225, 275
每個住宅物業的層與層之間的高度 (毫米) The floor-to-floor height of each residential property (mm)	3300, 3500, 3700

因住宅物業的較高樓層的結構牆的厚度遞減，較高樓層的內部面積，一般比較低樓層的內部面積稍大。(註：此根據《一手住宅物業銷售條例》附表 1 第一部第 10(2)(e) 條所規定的陳述並不適用於本發展項目。)
The internal areas of the residential properties on the upper floors will generally be slightly larger than those on the lower floors because of the reducing thickness of the structural walls on the upper floors. (Note: This statement requested under Section 10(2)(e) in Part 1 of Schedule 1 of the Residential Properties (First-hand Sales) Ordinance is not applicable to the Development.)

備註：

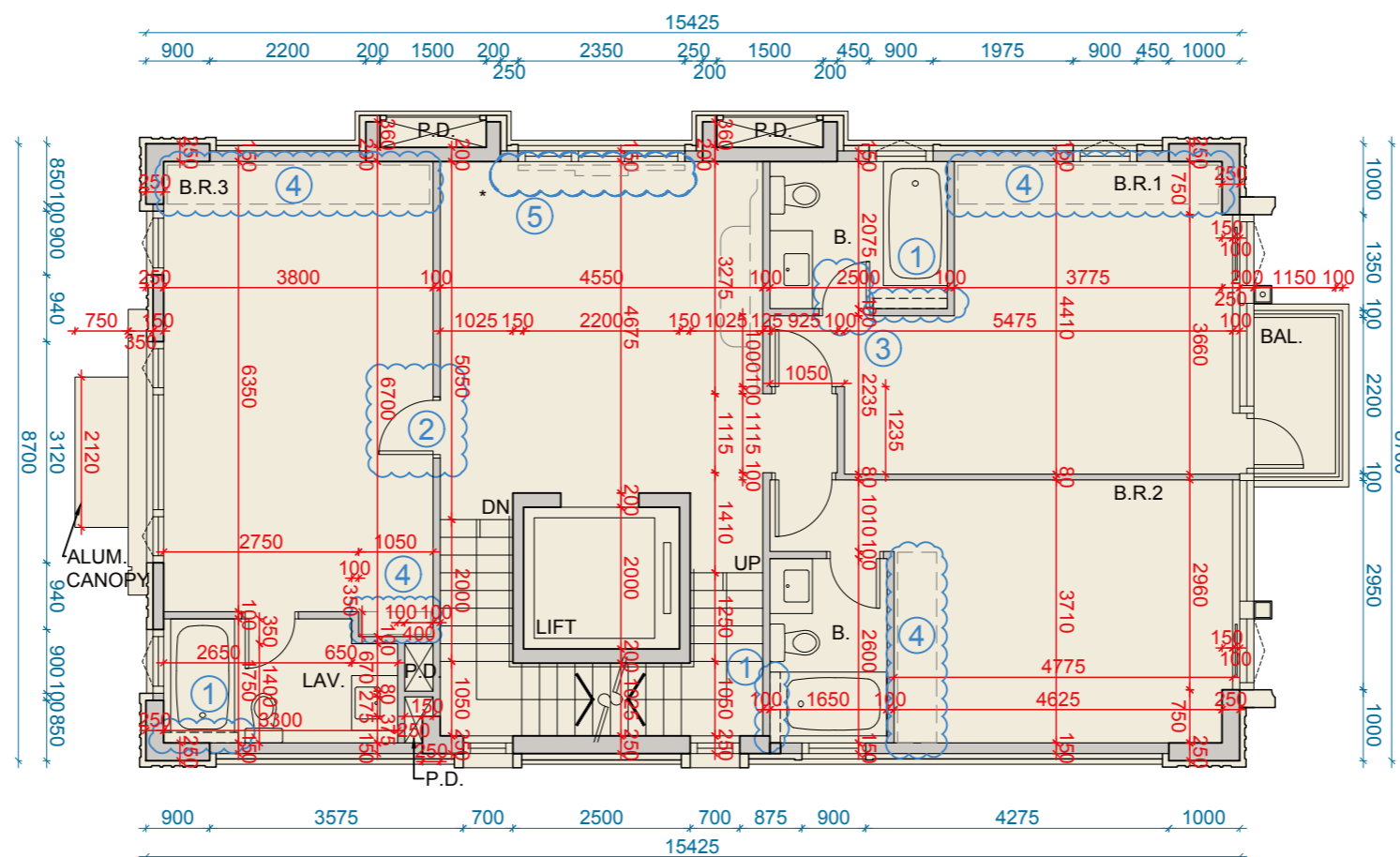
1. 平面圖所列之尺寸數字為以毫米標示之建築結構尺寸。
2. 以上平面圖中顯示之名詞及簡稱請參閱本節之首頁。

Notes:

1. The dimensions in the floor plans are all structural dimensions in millimeter.
2. Please refer to the first page of this section of this sales brochure for legend of the terms and abbreviation shown on the floor plan above.

12 號洋房一樓平面圖
House 12 First Floor Plan

現狀間隔平面圖
Latest Layout Plan



備註：12 號洋房此部份因在發展項目落成後進行小型工程、指定豁免工程或獲《建築物條例》豁免的工程而有所改動，現狀請參閱有關現狀間隔平面圖。該等改動如下：

1. 安裝飾面牆。
2. 修改間牆及拆除雙掩門。安裝掩門。
3. 對調原有掩門方向。
4. 安裝櫃。
5. 安裝鋼框架及特色玻璃。

Notes: This part of House 12 has been altered by way of minor works, designated exempted works, or exempted works under the Buildings Ordinance after completion of the development, the latest condition of which is shown on the relevant latest layout plan. The alteration works are as follows:

1. Furring wall has been installed.
2. Partition wall has been modified and double swing door has been removed. Swing door has been installed.
3. Original swing door direction has been mirrored.
4. Cabinet has been installed.
5. Steel Frame with feature glass has been installed.

比例尺 SCALE: 0m (米) 5m (米)

12 號洋房 House 12	1 樓 First Floor
每個住宅物業的樓板 (不包括灰泥) 的厚度 (毫米) The thickness of the floor slabs (excluding plaster) of each residential property (mm)	150, 200, 225, 275
每個住宅物業的層與層之間的高度 (毫米) The floor-to-floor height of each residential property (mm)	3300, 3500, 3700

因住宅物業的較高樓層的結構牆的厚度遞減，較高樓層的內部面積，一般比較低樓層的內部面積稍大。(註：此根據《一手住宅物業銷售條例》附表 1 第一部第 10(2)(e) 條所規定的陳述並不適用於本發展項目。)
The internal areas of the residential properties on the upper floors will generally be slightly larger than those on the lower floors because of the reducing thickness of the structural walls on the upper floors. (Note: This statement requested under Section 10(2)(e) in Part 1 of Schedule 1 of the Residential Properties (First-hand Sales) Ordinance is not applicable to the Development.)

備註：

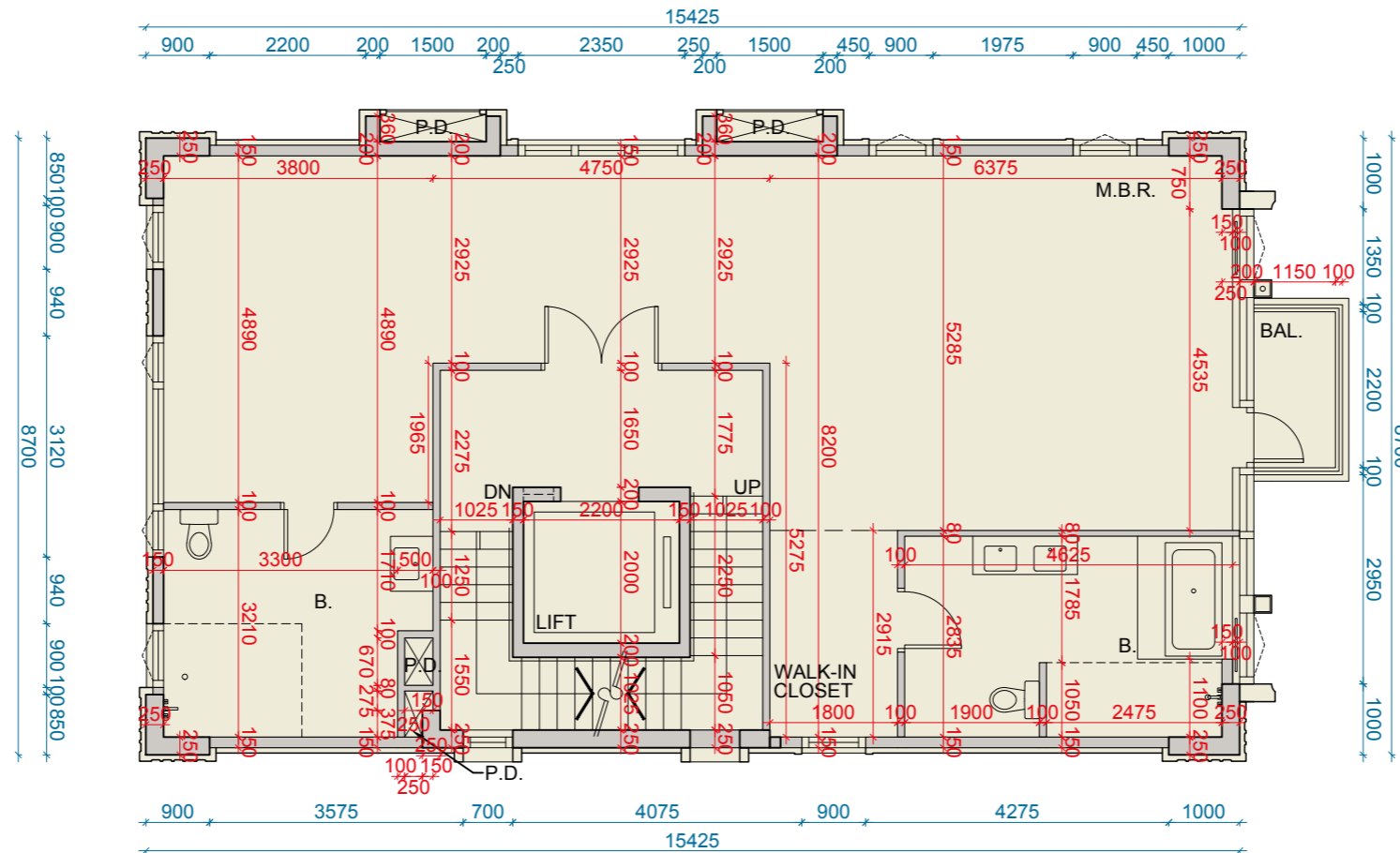
1. 平面圖所列之尺寸數字為以毫米標示之建築結構尺寸。
2. 以上平面圖中顯示之名詞及簡稱請參閱本節之首頁。
- * 此空間在節錄 23 裝置、裝修物料及設備為起居室。

Notes:

1. The dimensions in the floor plans are all structural dimensions in millimeter.
2. Please refer to the first page of this section of this sales brochure for legend of the terms and abbreviation shown on the floor plan above.
- * This space is shown as Family Room in Section 23 Fittings, Finishes and Appliances.

12 號洋房二樓平面圖
House 12 Second Floor Plan

根據批准建築圖則
As Per Approved General Building Plan



比例尺 SCALE: 0m (米) 5m (米)

12 號洋房 House 12	2 樓 Second Floor
每個住宅物業的樓板 (不包括灰泥) 的厚度 (毫米) The thickness of the floor slabs (excluding plaster) of each residential property (mm)	150, 200, 225, 250
每個住宅物業的層與層之間的高度 (毫米) The floor-to-floor height of each residential property (mm)	3500, 3700

因住宅物業的較高樓層的結構牆的厚度遞減，較高樓層的內部面積，一般比較低樓層的內部面積稍大。(註：此根據《一手住宅物業銷售條例》附表 1 第一部第 10(2)(e) 條所規定的陳述並不適用於本發展項目。)
The internal areas of the residential properties on the upper floors will generally be slightly larger than those on the lower floors because of the reducing thickness of the structural walls on the upper floors. (Note: This statement requested under Section 10(2)(e) in Part 1 of Schedule 1 of the Residential Properties (First-hand Sales) Ordinance is not applicable to the Development.)

備註：

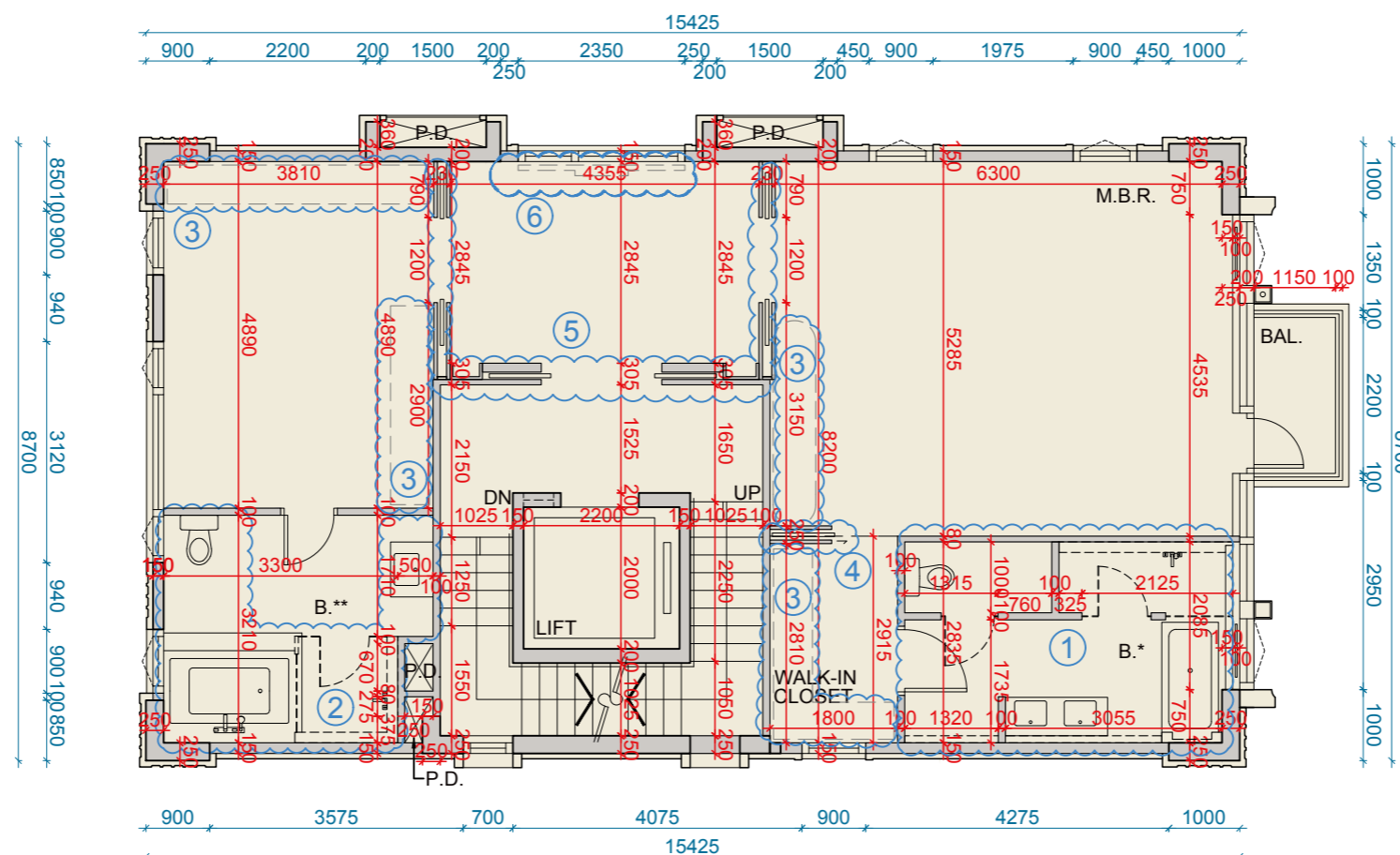
1. 平面圖所列之尺寸數字為以毫米標示之建築結構尺寸。
2. 以上平面圖中顯示之名詞及簡稱請參閱本節之首頁。

Notes:

1. The dimensions in the floor plans are all structural dimensions in millimeter.
2. Please refer to the first page of this section of this sales brochure for legend of the terms and abbreviation shown on the floor plan above.

12 號洋房二樓平面圖
House 12 Second Floor Plan

現狀間隔平面圖
Latest Layout Plan



備註：12 號洋房此部份因在發展項目落成後進行小型工程、指定豁免工程或獲《建築物條例》豁免的工程而有所改動，現狀請參閱有關現狀間隔平面圖。該等改動如下：

1. 修改間牆及掩門。沐浴花灑、浴缸、坐廁及洗滌盆移位。安裝間牆、飾面牆、玻璃間隔及掩門。
2. 沐浴花灑移位。安裝浴缸、間牆、飾面牆、玻璃間隔及掩門。
3. 安裝櫃。
4. 安裝間牆及趟門。
5. 拆除掩門。修改間牆。安裝間牆及趟門。
6. 安裝鋼框架及特色玻璃。

Notes: This part of House 12 has been altered by way of minor works, designated exempted works, or exempted works under the Buildings Ordinance after completion of the development, the latest condition of which is shown on the relevant latest layout plan. The alteration works are as follows:

1. Partition wall and swing door have been modified. Showerhead, bathtub, toilet and sink unit have been shifted. Partition wall, furring wall, glass partition and swing door have been installed.
2. Showerhead has been shifted. Bathtub, partition wall, furring wall, glass partition and swing door have been installed.
3. Cabinet has been installed.
4. Partition wall and sliding door have been installed.
5. Swing door has been removed. Partition wall has been modified. Partition wall and sliding door have been installed.
6. Steel frame with feature glass has been installed.

比例尺 SCALE: 0m (米) 5m (米)

12 號洋房 House 12	2 樓 Second Floor
每個住宅物業的樓板 (不包括灰泥) 的厚度 (毫米) The thickness of the floor slabs (excluding plaster) of each residential property (mm)	150, 200, 225, 250
每個住宅物業的層與層之間的高度 (毫米) The floor-to-floor height of each residential property (mm)	3500, 3700

因住宅物業的較高樓層的結構牆的厚度遞減，較高樓層的內部面積，一般比較低樓層的內部面積稍大。(註：此根據《一手住宅物業銷售條例》附表 1 第一部第 10(2)(e) 條所規定的陳述並不適用於本發展項目。)
The internal areas of the residential properties on the upper floors will generally be slightly larger than those on the lower floors because of the reducing thickness of the structural walls on the upper floors. (Note: This statement requested under Section 10(2)(e) in Part 1 of Schedule 1 of the Residential Properties (First-hand Sales) Ordinance is not applicable to the Development.)

備註：

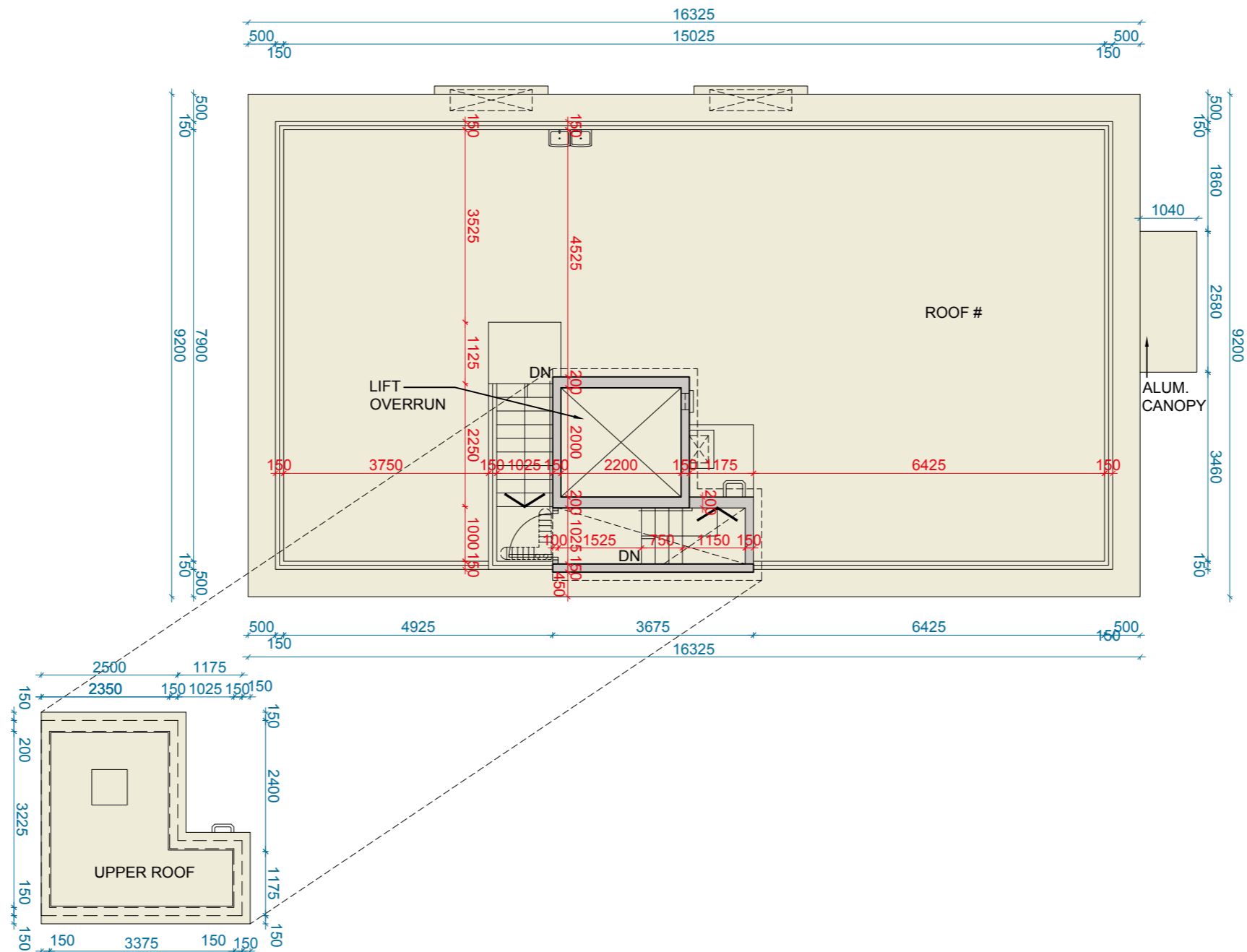
1. 平面圖所列之尺寸數字為以毫米標示之建築結構尺寸。
2. 以上平面圖中顯示之名詞及簡稱請參閱本節之首頁。
- * 此空間在節錄 23 裝置、裝修物料及設備為主人睡房浴室。
- ** 此空間在節錄 23 裝置、裝修物料及設備為步入式衣帽間浴室。

Notes:

1. The dimensions in the floor plans are all structural dimensions in millimeter.
2. Please refer to the first page of this section of this sales brochure for legend of the terms and abbreviation shown on the floor plan above.
- * This space is shown as Master Bedroom Bathroom in Section 23 Fittings, Finishes and Appliances.
- ** This space is shown as Walk-In Closet Bathroom in Section 23 Fittings, Finishes and Appliances.

12 號洋房天台平面圖
House 12 Roof Plan

根據批准建築圖則
As Per Approved General Building Plan



12 號洋房 House 12	天台 Roof
每個住宅物業的樓板 (不包括灰泥) 的厚度 (毫米) ^ The thickness of the floor slabs (excluding plaster) of each residential property (mm) ^	150
每個住宅物業的層與層之間的高度 (毫米) ^ The floor-to-floor height of each residential property (mm) ^	1615

比例尺 SCALE: 0m (米) 5m (米)

備註:

1. 平面圖所列之尺寸數字為以毫米標示之建築結構尺寸。
 2. 以上平面圖中顯示之名詞及簡稱請參閱本節之首頁。
- # 批准建築圖則所述之平台。
^ 只適用於梯屋。

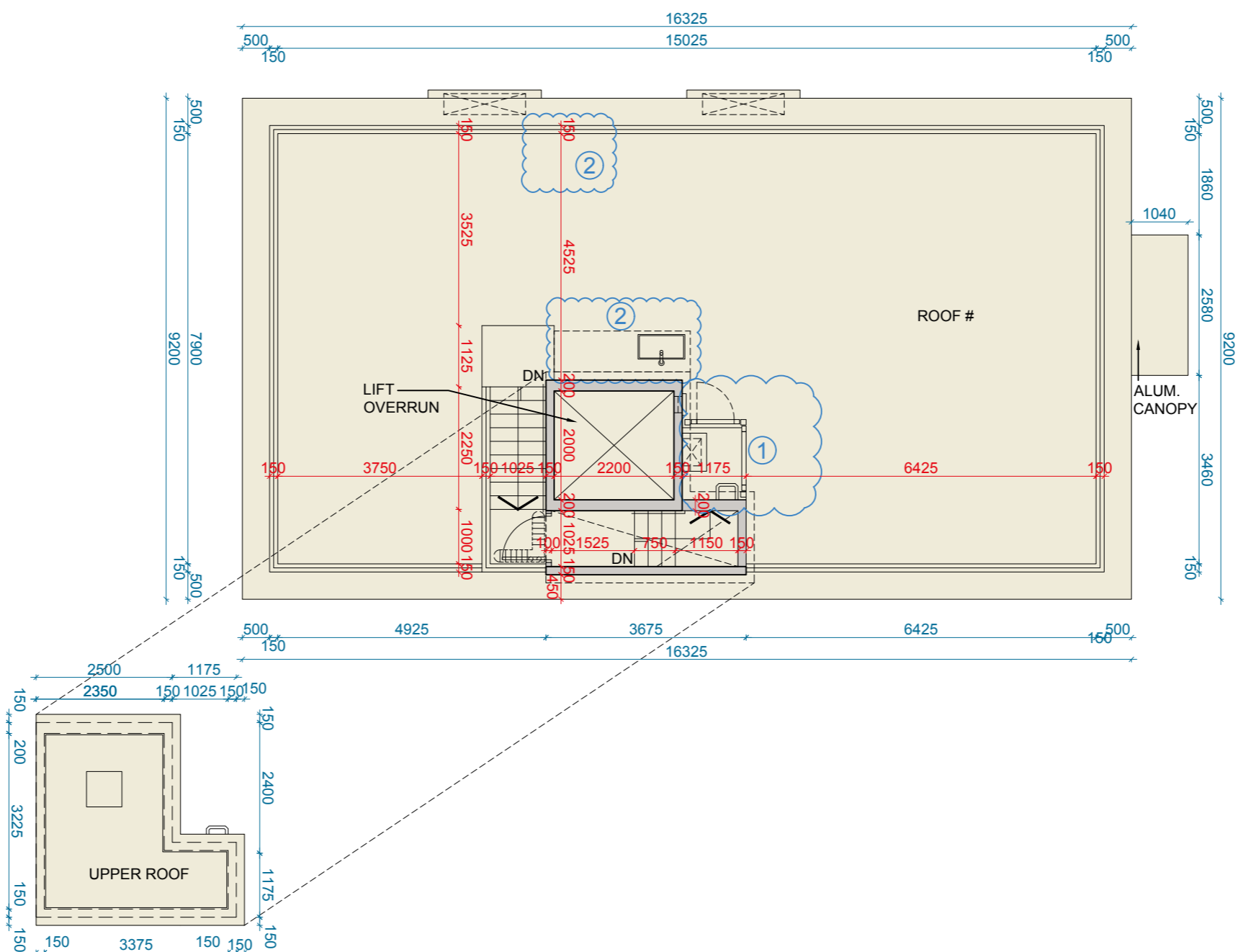
Notes:

1. The dimensions in the floor plans are all structural dimensions in millimeter.
 2. Please refer to the first page of this section of this sales brochure for legend of the terms and abbreviation shown on the floor plan above.
- # Flat roof under approved general building plans.
^ Applicable only to stairhood.

因住宅物業的較高樓層的結構牆的厚度遞減，較高樓層的內部面積，一般比較低樓層的內部面積稍大。(註：此根據《一手住宅物業銷售條例》附表 1 第一部第 10(2)(e) 條所規定的陳述並不適用於本發展項目。)
The internal areas of the residential properties on the upper floors will generally be slightly larger than those on the lower floors because of the reducing thickness of the structural walls on the upper floors. (Note: This statement requested under Section 10(2)(e) in Part 1 of Schedule 1 of the Residential Properties (First-hand Sales) Ordinance is not applicable to the Development.)

12 號洋房天台平面圖
House 12 Roof Plan

現狀間隔平面圖
Latest Layout Plan



備註：12 號洋房此部份因在發展項目落成後進行小型工程、指定豁免工程或獲《建築物條例》豁免的工程而有所改動，現狀請參閱有關現狀間隔平面圖。該等改動如下：

1. 豎設金屬欄杆。
2. 修改洗滌盆的位置及數量。

Notes: This part of House 12 has been altered by way of minor works, designated exempted works, or exempted works under the Buildings Ordinance after completion of the development, the latest condition of which is shown on the relevant latest layout plan. The alteration works are as follows:

1. Metal fence has been erected.
2. Location and number of sink unit have been modified.

12 號洋房 House 12	天台 Roof
每個住宅物業的樓板 (不包括灰泥) 的厚度 (毫米) ^ The thickness of the floor slabs (excluding plaster) of each residential property (mm) ^	150
每個住宅物業的層與層之間的高度 (毫米) ^ The floor-to-floor height of each residential property (mm) ^	1615

因住宅物業的較高樓層的結構牆的厚度遞減，較高樓層的內部面積，一般比較低樓層的內部面積稍大。(註：此根據《一手住宅物業銷售條例》附表 1 第一部第 10(2)(e) 條所規定的陳述並不適用於本發展項目。)
The internal areas of the residential properties on the upper floors will generally be slightly larger than those on the lower floors because of the reducing thickness of the structural walls on the upper floors. (Note: This statement requested under Section 10(2)(e) in Part 1 of Schedule 1 of the Residential Properties (First-hand Sales) Ordinance is not applicable to the Development.)

比例尺 SCALE: 0m (米) 5m (米)

備註：

1. 平面圖所列之尺寸數字為以毫米標示之建築結構尺寸。
 2. 以上平面圖中顯示之名詞及簡稱請參閱本節之首頁。
- # 批准建築圖則所述之平台。
^ 只適用於梯屋。

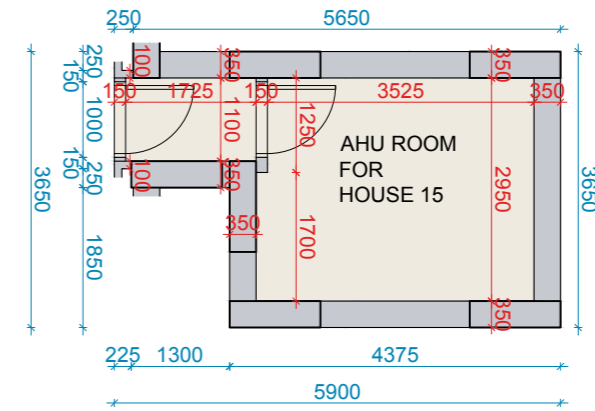
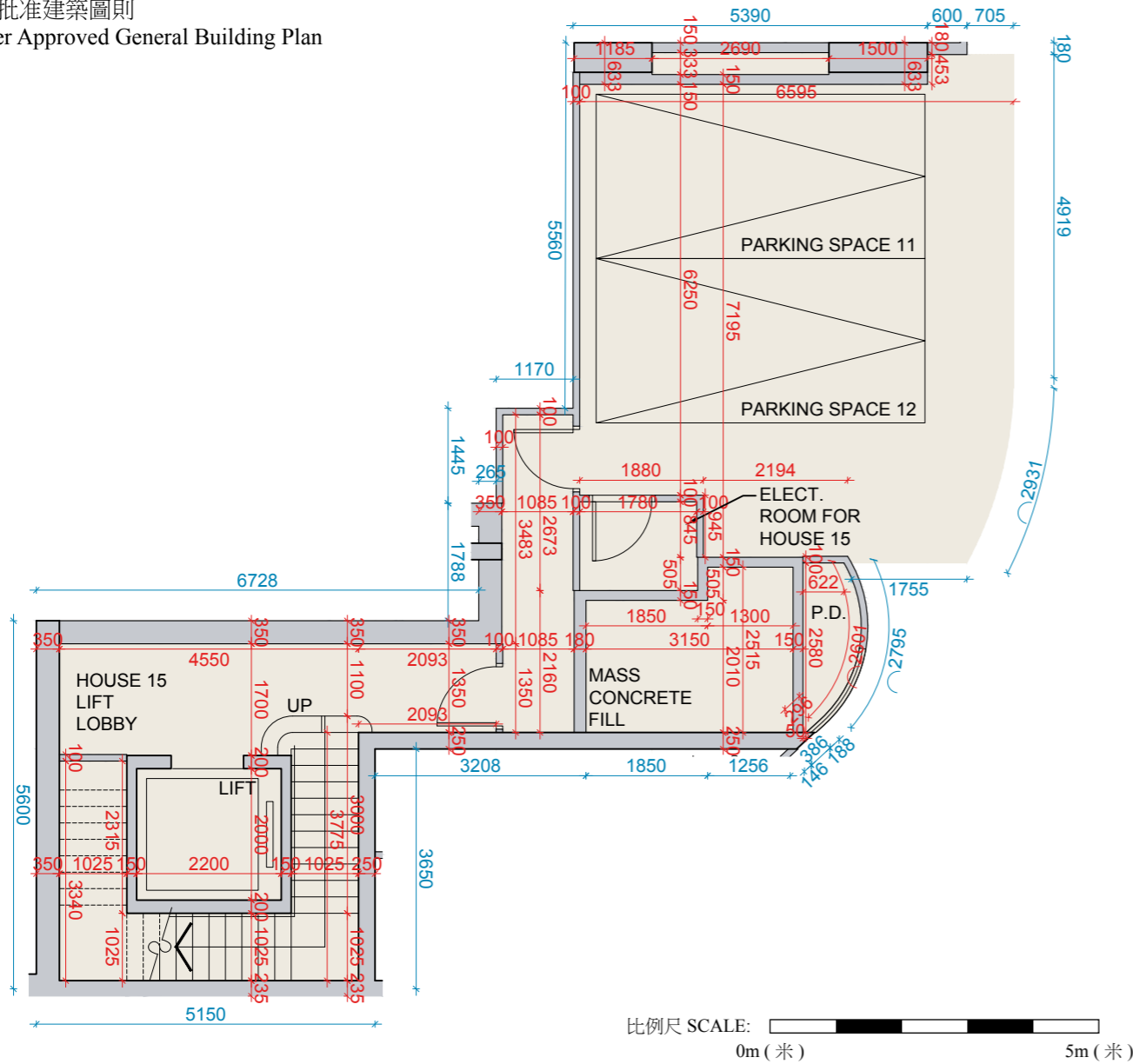
Notes:

1. The dimensions in the floor plans are all structural dimensions in millimeter.
 2. Please refer to the first page of this section of this sales brochure for legend of the terms and abbreviation shown on the floor plan above.
- # Flat roof under approved general building plans.
^ Applicable only to stairhood.

15 號洋房停車場平面圖 (地下主低層平面圖*)

House 15 Carpark Floor Plan (Master Lower Ground Floor Plan*)

根據批准建築圖則
As Per Approved General Building Plan



15 號洋房 House 15	地下主低層 Master Lower Ground Floor
每個住宅物業的樓板 (不包括灰泥) 的厚度 (毫米) The thickness of the floor slabs (excluding plaster) of each residential property (mm)	200, 250, 700, 800
每個住宅物業的層與層之間的高度 (毫米) The floor-to-floor height of each residential property (mm)	4100, 5500

因住宅物業的較高樓層的結構牆的厚度遞減, 較高樓層的內部面積, 一般比較低樓層的內部面積稍大。(註: 此根據《一手住宅物業銷售條例》附表 1 第一部第 10(2)(e) 條所規定的陳述並不適用於本發展項目。)
The internal areas of the residential properties on the upper floors will generally be slightly larger than those on the lower floors because of the reducing thickness of the structural walls on the upper floors. (Note: This statement requested under Section 10(2)(e) in Part 1 of Schedule 1 of the Residential Properties (First-hand Sales) Ordinance is not applicable to the Development.)

備註:

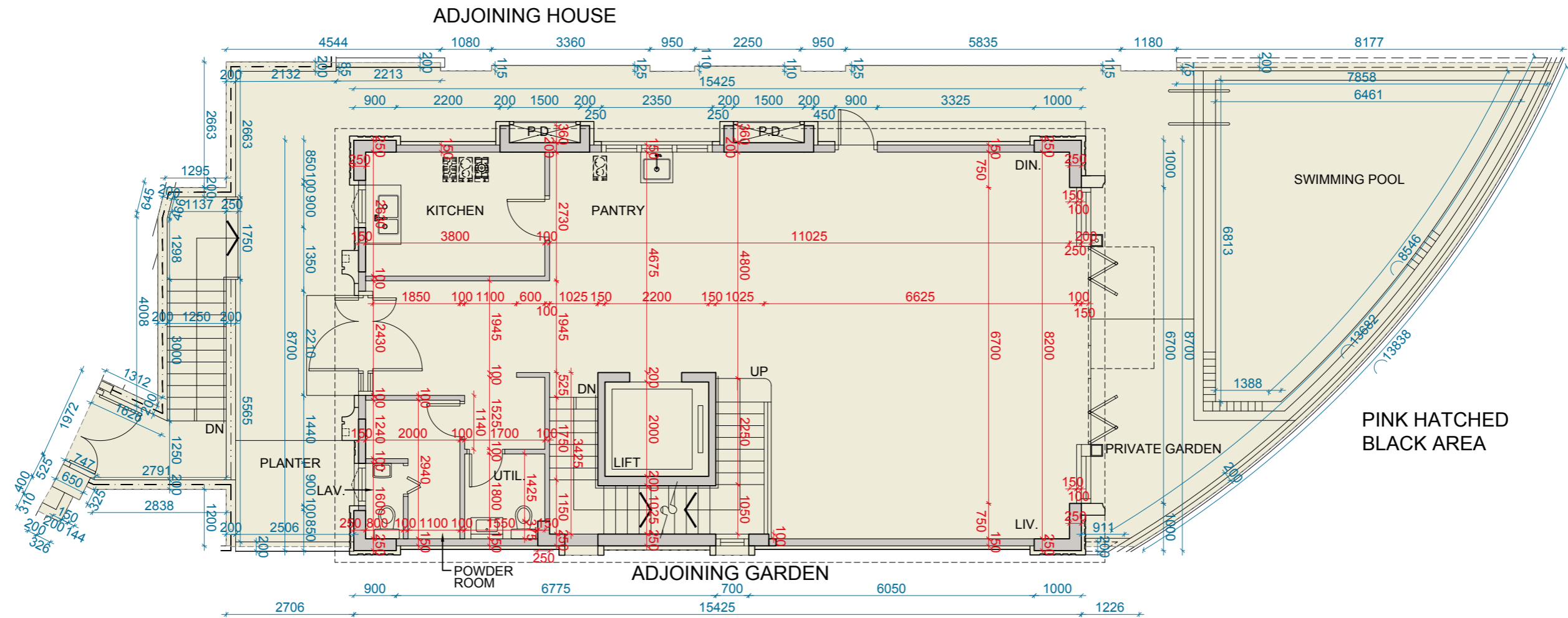
1. 平面圖所列之尺寸數字為以毫米標示之建築結構尺寸。
 2. 以上平面圖中顯示之名詞及簡稱請參閱本節之首頁。
- * 按批准建築圖則所述之樓層。

Notes:

1. The dimensions in the floor plans are all structural dimensions in millimeter.
 2. Please refer to the first page of this section of this sales brochure for legend of the terms and abbreviation shown on the floor plan above.
- * floor numbering as per approved general building plans.

15 號洋房地下層平面圖
House 15 Ground Floor Plan

根據批准建築圖則
As Per Approved General Building Plan



比例尺 SCALE: 0m (米) 5m (米)

15 號洋房 House 15	地下層 Ground Floor
每個住宅物業的樓板 (不包括灰泥) 的厚度 (毫米) The thickness of the floor slabs (excluding plaster) of each residential property (mm)	150, 200, 225, 275
每個住宅物業的層與層之間的高度 (毫米) The floor-to-floor height of each residential property (mm)	4300, 4500

因住宅物業的較高樓層的結構牆的厚度遞減，較高樓層的內部面積，一般比較低樓層的內部面積稍大。(註：此根據《一手住宅物業銷售條例》附表 1 第一部第 10(2)(e) 條所規定的陳述並不適用於本發展項目。)
The internal areas of the residential properties on the upper floors will generally be slightly larger than those on the lower floors because of the reducing thickness of the structural walls on the upper floors. (Note: This statement requested under Section 10(2)(e) in Part 1 of Schedule 1 of the Residential Properties (First-hand Sales) Ordinance is not applicable to the Development.)

備註：

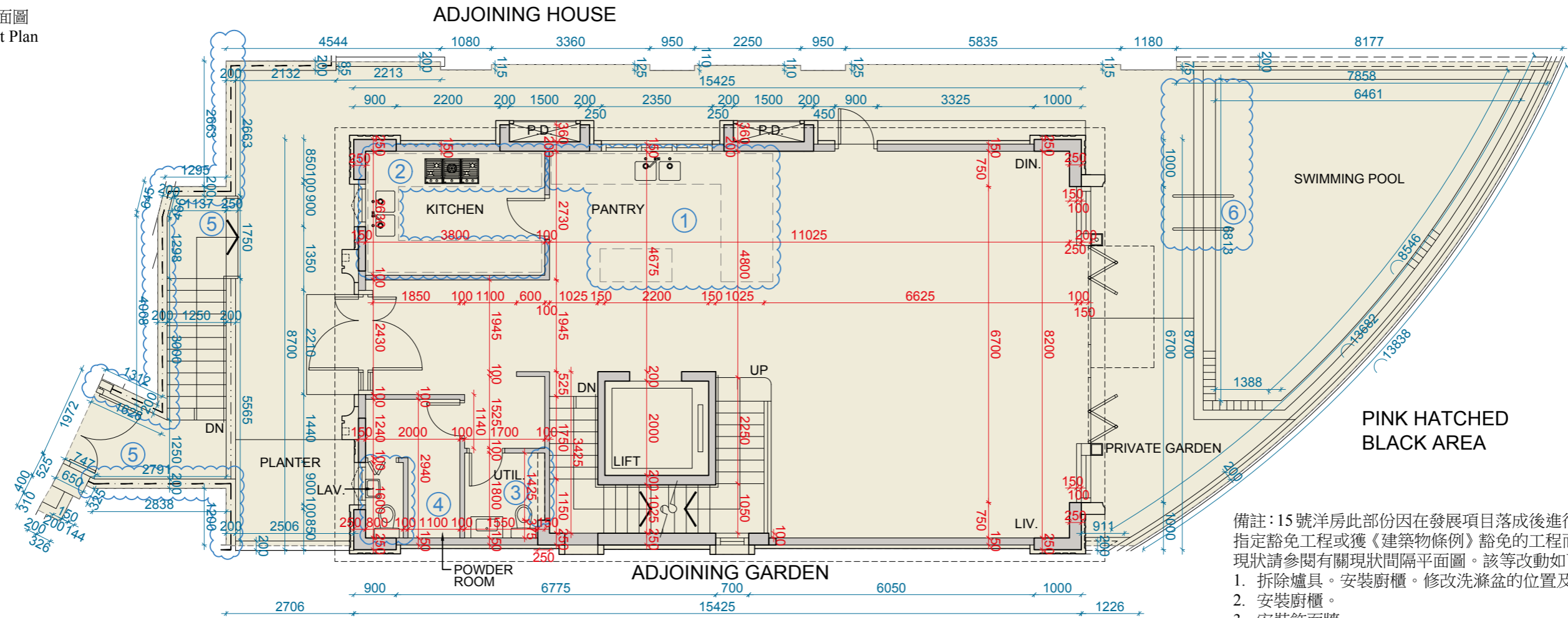
1. 平面圖所列之尺寸數字為以毫米標示之建築結構尺寸。
2. 以上平面圖中顯示之名詞及簡稱請參閱本節之首頁。

Notes:

1. The dimensions in the floor plans are all structural dimensions in millimeter.
2. Please refer to the first page of this section of this sales brochure for legend of the terms and abbreviation shown on the floor plan above.

15 號洋房地下層平面圖
House 15 Ground Floor Plan

現狀間隔平面圖
Latest Layout Plan



備註：15 號洋房此部份因在發展項目落成後進行小型工程、指定豁免工程或獲《建築物條例》豁免的工程而有所改動，現狀請參閱有關現狀間隔平面圖。該等改動如下：

1. 拆除爐具。安裝廚櫃。修改洗滌盆的位置及數量。
2. 安裝廚櫃。
3. 安裝飾面牆。
4. 修改間牆及摺門。洗滌盆移位。
5. 改動金屬欄杆。
6. 泳池豎梯移位。

比例尺 SCALE: 0m (米) 5m (米)

15 號洋房 House 15	地下層 Ground Floor
每個住宅物業的樓板 (不包括灰泥) 的厚度 (毫米) The thickness of the floor slabs (excluding plaster) of each residential property (mm)	150, 200, 225, 275
每個住宅物業的層與層之間的高度 (毫米) The floor-to-floor height of each residential property (mm)	4300, 4500

因住宅物業的較高樓層的結構牆的厚度遞減，較高樓層的內部面積，一般比較低樓層的內部面積稍大。(註：此根據《一手住宅物業銷售條例》附表 1 第一部第 10(2)(e) 條所規定的陳述並不適用於本發展項目。)
The internal areas of the residential properties on the upper floors will generally be slightly larger than those on the lower floors because of the reducing thickness of the structural walls on the upper floors. (Note: This statement requested under Section 10(2)(e) in Part 1 of Schedule 1 of the Residential Properties (First-hand Sales) Ordinance is not applicable to the Development.)

Notes: This part of House 15 has been altered by way of minor works, designated exempted works, or exempted works under the Buildings Ordinance after completion of the development, the latest condition of which is shown on the relevant latest layout plan. The alteration works are as follows:

1. Stove has been removed. Kitchen cabinet has been installed. Location and number of sink unit have been modified.
2. Kitchen cabinet has been installed.
3. Furring wall has been installed.
4. Partition wall and folding door have been modified. Sink unit has been shifted.
5. Alteration of metal railing.
6. Swimming pool ladder has been shifted.

備註：

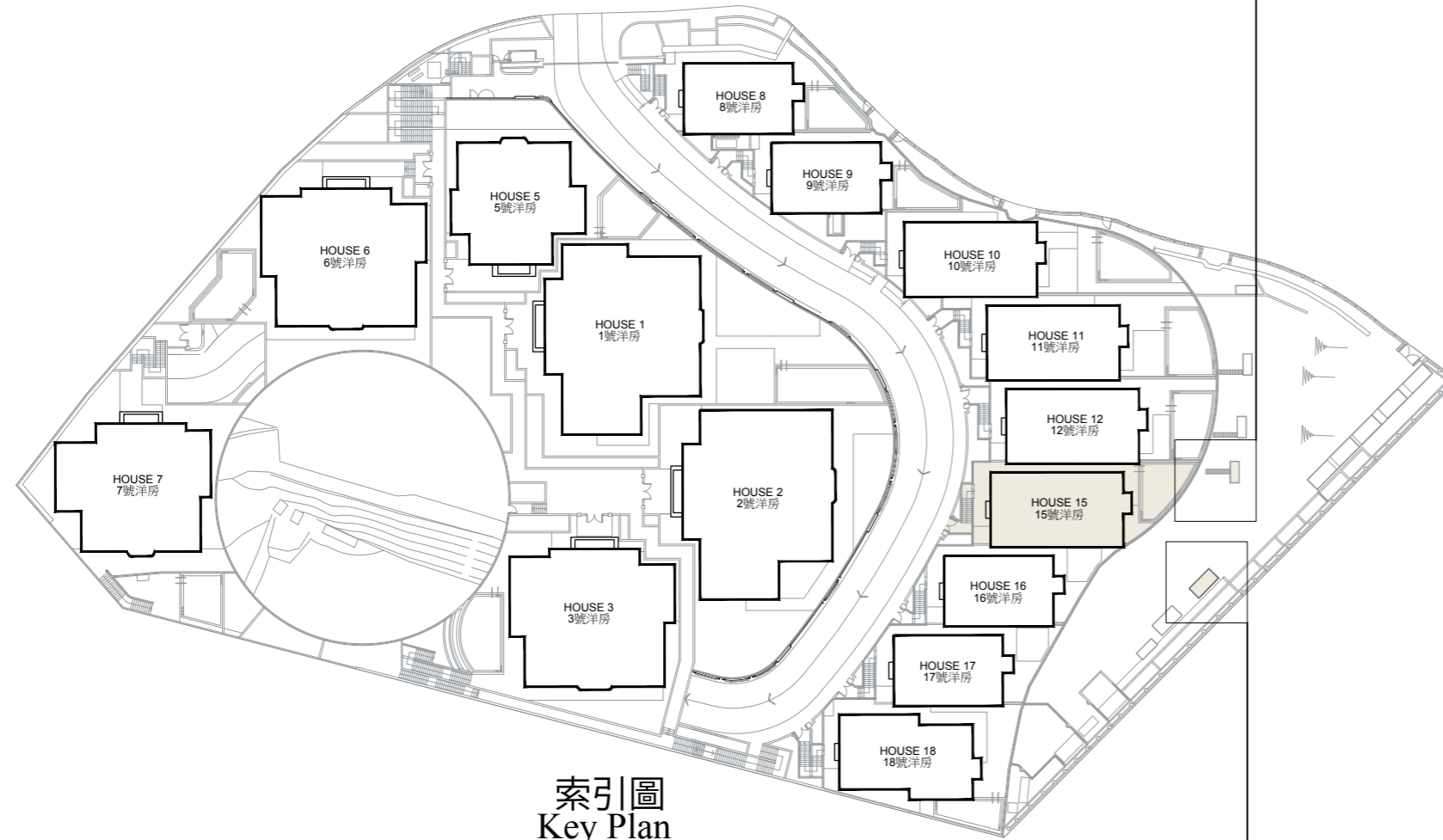
1. 平面圖所列之尺寸數字為以毫米標示之建築結構尺寸。
2. 以上平面圖中顯示之名詞及簡稱請參閱本節之首頁。

Notes:

1. The dimensions in the floor plans are all structural dimensions in millimeter.
2. Please refer to the first page of this section of this sales brochure for legend of the terms and abbreviation shown on the floor plan above.

15 號洋房地下主層平面圖
House 15 Master Ground Floor Plan

15 號洋房地下主層部分平面圖一
Part Plan 1 For House 15 Master Ground Floor Plan

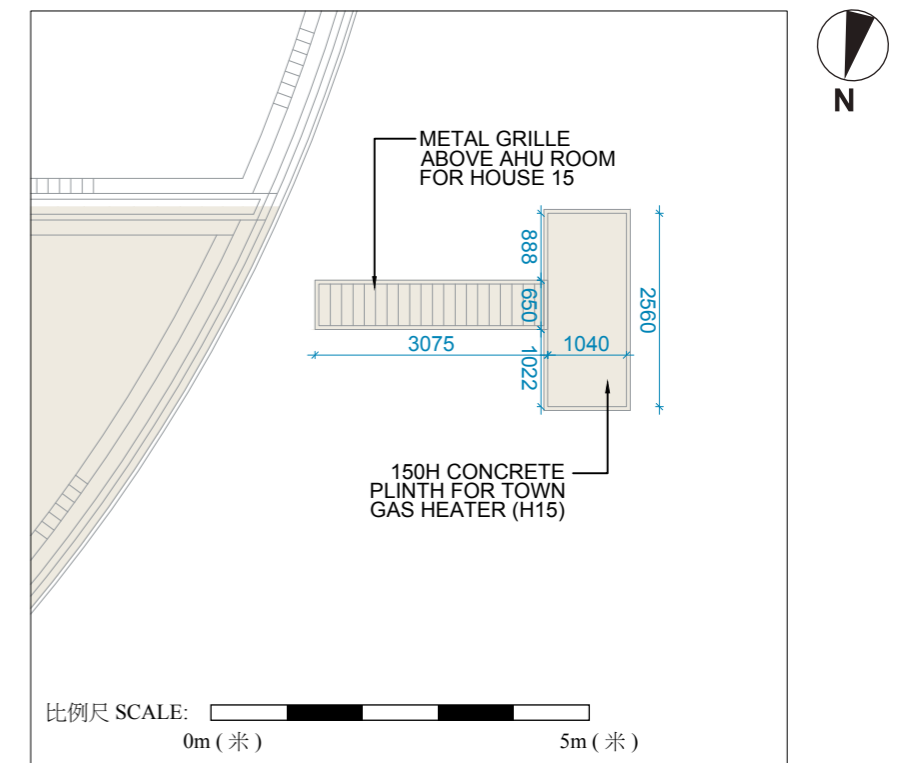


15 號洋房地下主層部分平面圖二
Part Plan 2 For House 15 Master Ground Floor Plan

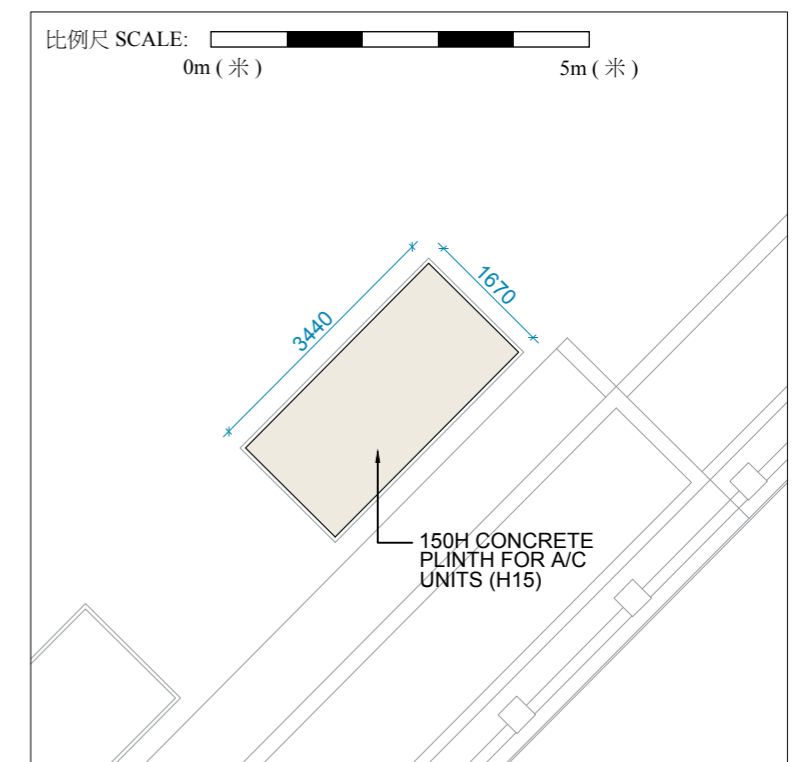
- 備註：
1. 平面圖所列之尺寸數字為以毫米標示之建築結構尺寸。
 2. 以上平面圖中顯示之名詞及簡稱請參閱本節之首頁。

- Notes:
1. The dimensions in the floor plans are all structural dimensions in millimeter.
 2. Please refer to the first page of this section of this sales brochure for legend of the terms and abbreviation shown on the floor plan above.

因住宅物業的較高樓層的結構牆的厚度遞減，較高樓層的內部面積，一般比較低樓層的內部面積稍大。（註：此根據《一手住宅物業銷售條例》附表 1 第一部第 10(2)(e) 條所規定的陳述並不適用於本發展項目。）
The internal areas of the residential properties on the upper floors will generally be slightly larger than those on the lower floors because of the reducing thickness of the structural walls on the upper floors. (Note: This statement requested under Section 10(2)(e) in Part 1 of Schedule 1 of the Residential Properties (First-hand Sales) Ordinance is not applicable to the Development.)



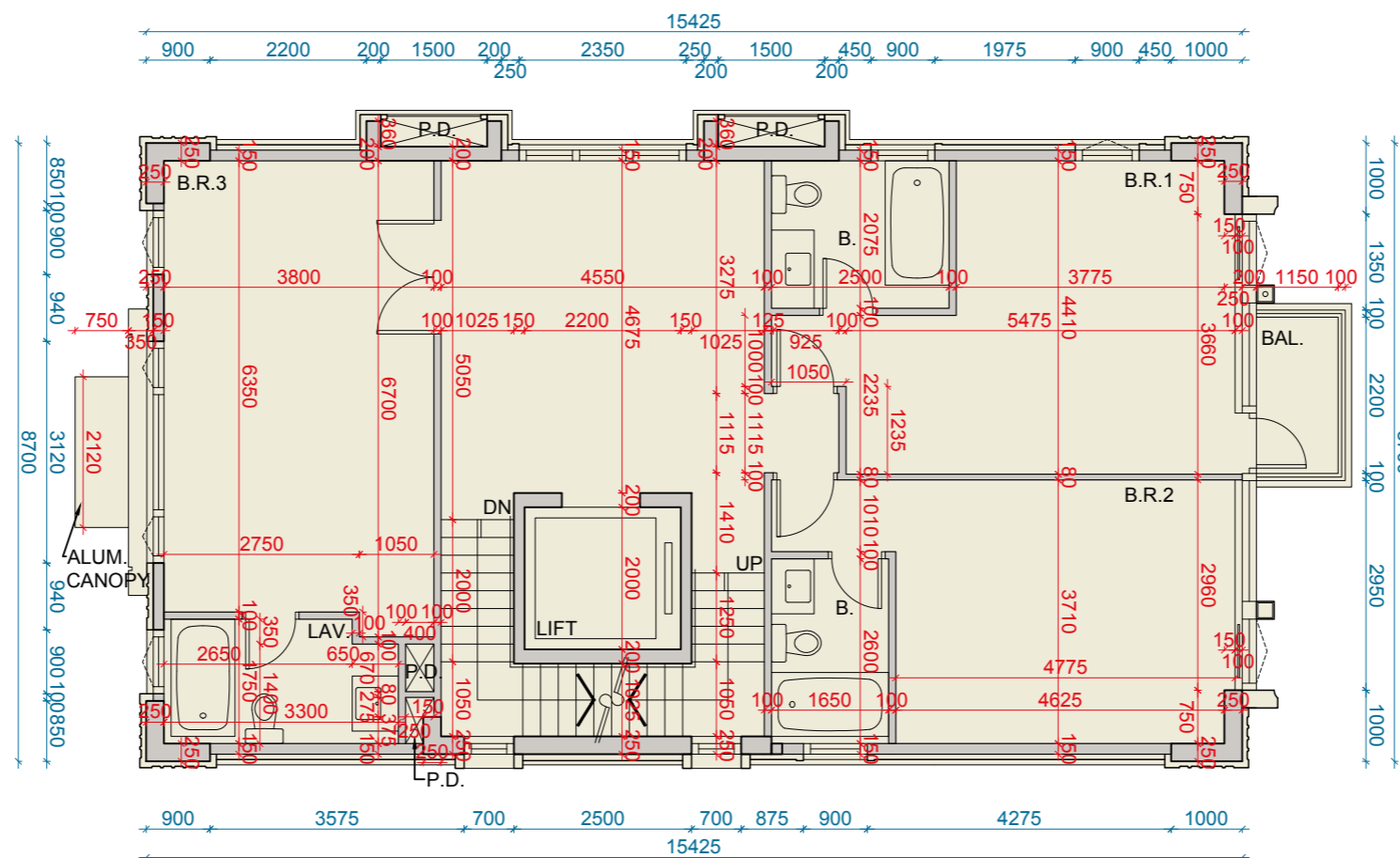
15 號洋房地下主層部分平面圖一
Part Plan 1 For House 15 Master Ground Floor Plan



15 號洋房地下主層部分平面圖二
Part Plan 2 For House 15 Master Ground Floor Plan

15 號洋房一樓平面圖
House 15 First Floor Plan

根據批准建築圖則
As Per Approved General Building Plan



比例尺 SCALE: 0m (米) 5m (米)

15 號洋房 House 15	1 樓 First Floor
每個住宅物業的樓板 (不包括灰泥) 的厚度 (毫米) The thickness of the floor slabs (excluding plaster) of each residential property (mm)	150, 200, 225, 275
每個住宅物業的層與層之間的高度 (毫米) The floor-to-floor height of each residential property (mm)	3300, 3500, 3700

因住宅物業的較高樓層的結構牆的厚度遞減，較高樓層的內部面積，一般比較低樓層的內部面積稍大。(註：此根據《一手住宅物業銷售條例》附表 1 第一部第 10(2)(e) 條所規定的陳述並不適用於本發展項目。)
The internal areas of the residential properties on the upper floors will generally be slightly larger than those on the lower floors because of the reducing thickness of the structural walls on the upper floors. (Note: This statement requested under Section 10(2)(e) in Part 1 of Schedule 1 of the Residential Properties (First-hand Sales) Ordinance is not applicable to the Development.)

備註：

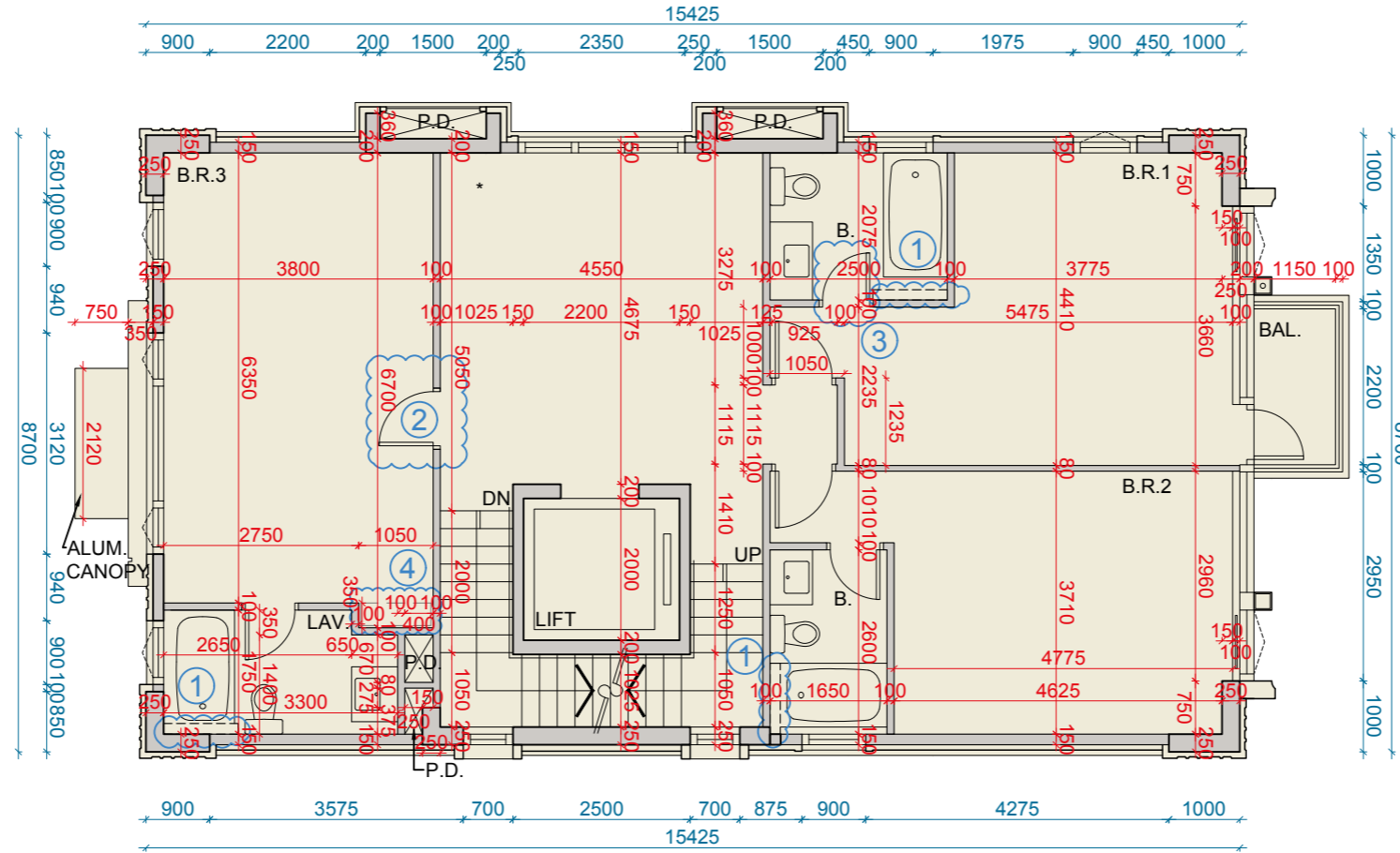
1. 平面圖所列之尺寸數字為以毫米標示之建築結構尺寸。
2. 以上平面圖中顯示之名詞及簡稱請參閱本節之首頁。

Notes:

1. The dimensions in the floor plans are all structural dimensions in millimeter.
2. Please refer to the first page of this section of this sales brochure for legend of the terms and abbreviation shown on the floor plan above.

15 號洋房一樓平面圖
House 15 First Floor Plan

現狀間隔平面圖
Latest Layout Plan



備註：15 號洋房此部份因在發展項目落成後進行小型工程、指定豁免工程或獲《建築物條例》豁免的工程而有所改動，現狀請參閱有關現狀間隔平面圖。該等改動如下：

1. 安裝飾面牆。
2. 修改間牆及拆除雙掩門。安裝掩門。
3. 對調原有掩門方向。
4. 安裝櫃。

Notes: This part of House 15 has been altered by way of minor works, designated exempted works, or exempted works under the Buildings Ordinance after completion of the development, the latest condition of which is shown on the relevant latest layout plan. The alteration works are as follows:

1. Furring wall has been installed.
2. Partition wall has been modified and double swing door has been removed. Swing door has been installed.
3. Original swing door direction has been mirrored.
4. Cabinet has been installed.

比例尺 SCALE: 0m (米) 5m (米)

15 號洋房 House 15	1 樓 First Floor
每個住宅物業的樓板 (不包括灰泥) 的厚度 (毫米) The thickness of the floor slabs (excluding plaster) of each residential property (mm)	150, 200, 225, 275
每個住宅物業的層與層之間的高度 (毫米) The floor-to-floor height of each residential property (mm)	3300, 3500, 3700

因住宅物業的較高樓層的結構牆的厚度遞減，較高樓層的內部面積，一般比較低樓層的內部面積稍大。(註：此根據《一手住宅物業銷售條例》附表 1 第一部第 10(2)(e) 條所規定的陳述並不適用於本發展項目。)
The internal areas of the residential properties on the upper floors will generally be slightly larger than those on the lower floors because of the reducing thickness of the structural walls on the upper floors. (Note: This statement requested under Section 10(2)(e) in Part 1 of Schedule 1 of the Residential Properties (First-hand Sales) Ordinance is not applicable to the Development.)

備註：

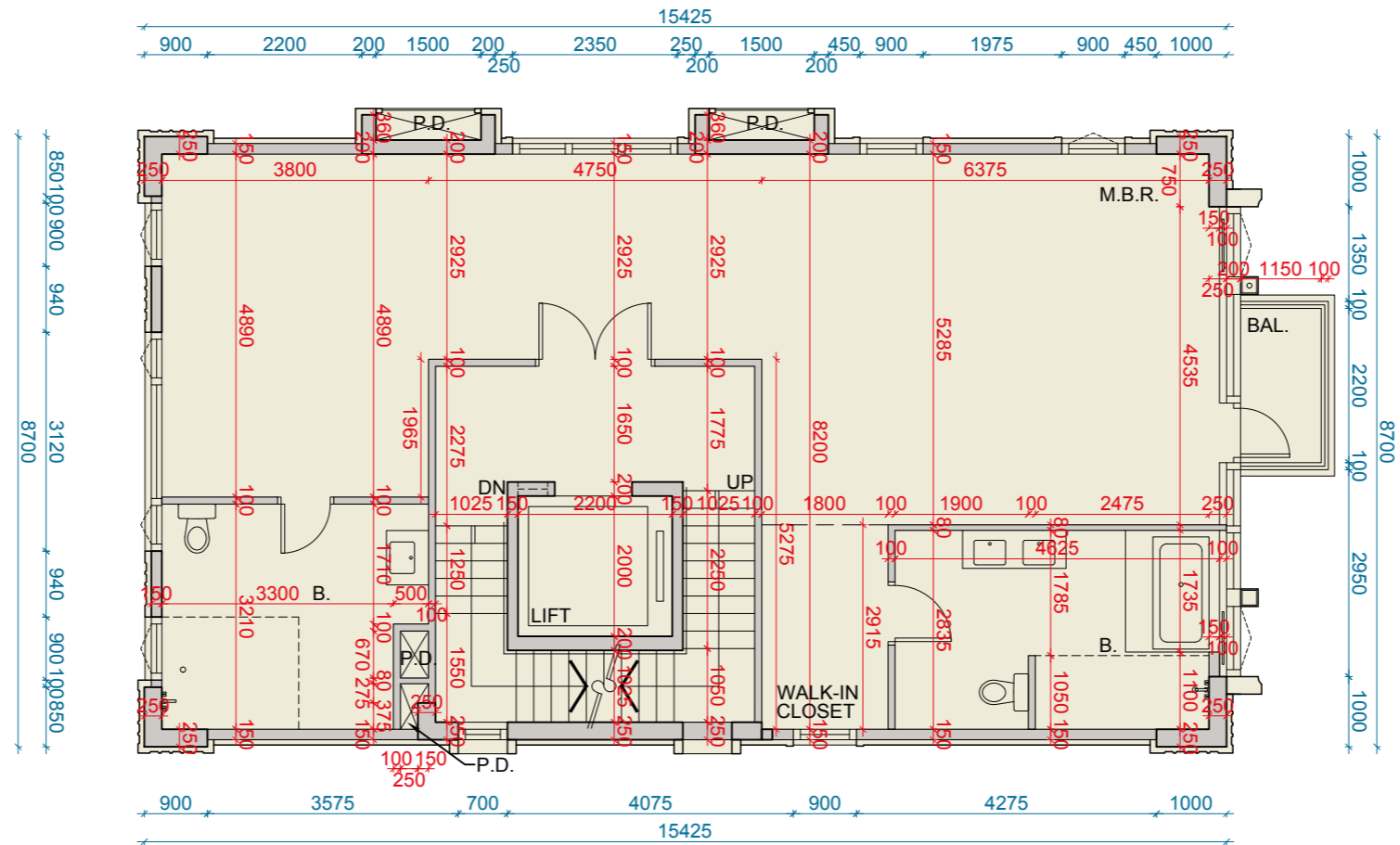
1. 平面圖所列之尺寸數字為以毫米標示之建築結構尺寸。
 2. 以上平面圖中顯示之名詞及簡稱請參閱本節之首頁。
- * 此空間在節錄 23 裝置、裝修物料及設備為起居室。

Notes:

1. The dimensions in the floor plans are all structural dimensions in millimeter.
 2. Please refer to the first page of this section of this sales brochure for legend of the terms and abbreviation shown on the floor plan above.
- * This space is shown as Family Room in Section 23 Fittings, Finishes and Appliances.

15 號洋房二樓平面圖
House 15 Second Floor Plan

根據批准建築圖則
As Per Approved General Building Plan



比例尺 SCALE: 0m (米) 5m (米)

15 號洋房 House 15	2 樓 Second Floor
每個住宅物業的樓板 (不包括灰泥) 的厚度 (毫米) The thickness of the floor slabs (excluding plaster) of each residential property (mm)	150, 200, 225, 250
每個住宅物業的層與層之間的高度 (毫米) The floor-to-floor height of each residential property (mm)	3500, 3700

因住宅物業的較高樓層的結構牆的厚度遞減，較高樓層的內部面積，一般比較低樓層的內部面積稍大。(註：此根據《一手住宅物業銷售條例》附表 1 第一部第 10(2)(e) 條所規定的陳述並不適用於本發展項目。)
The internal areas of the residential properties on the upper floors will generally be slightly larger than those on the lower floors because of the reducing thickness of the structural walls on the upper floors. (Note: This statement requested under Section 10(2)(e) in Part 1 of Schedule 1 of the Residential Properties (First-hand Sales) Ordinance is not applicable to the Development.)

備註：

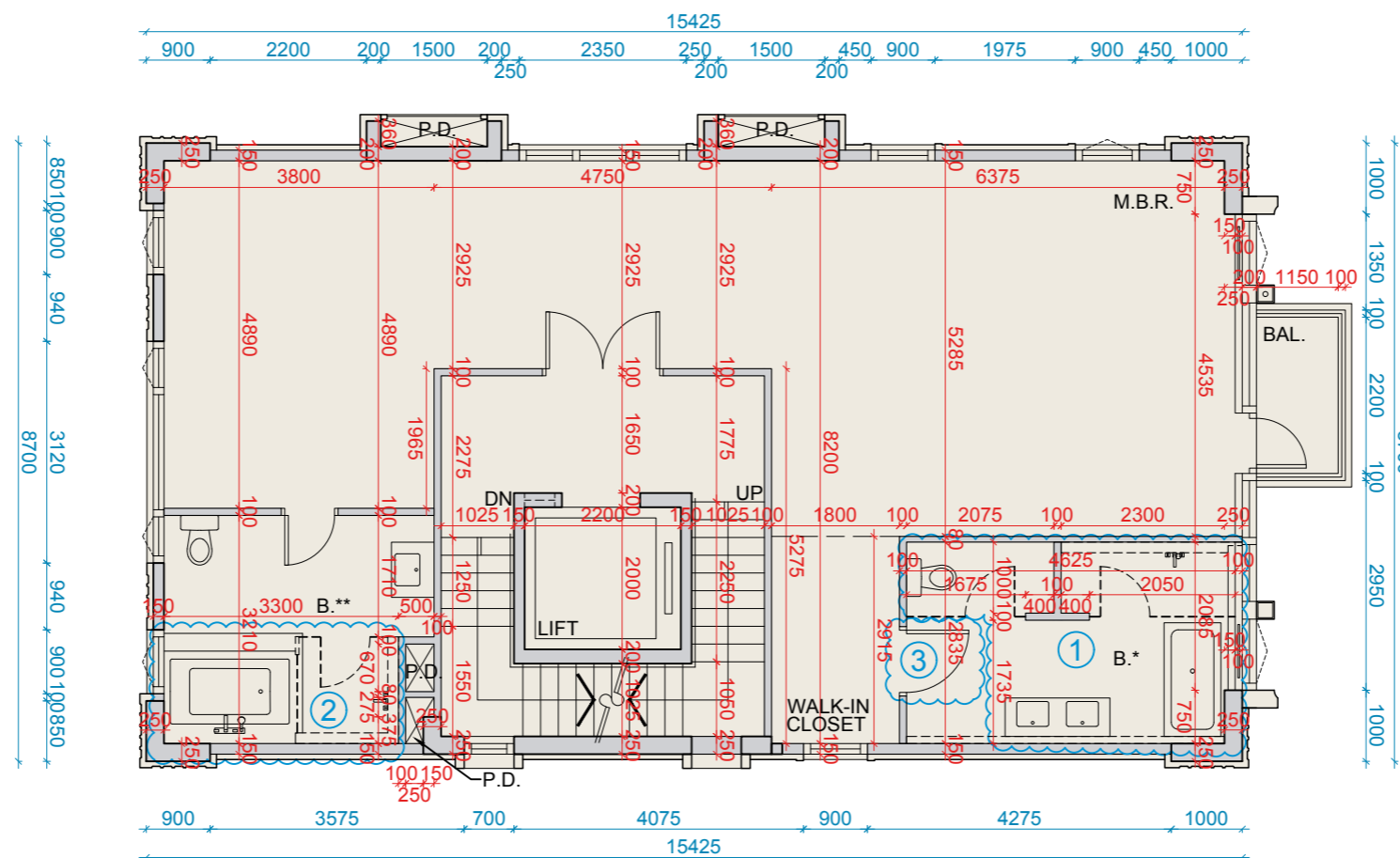
1. 平面圖所列之尺寸數字為以毫米標示之建築結構尺寸。
2. 以上平面圖中顯示之名詞及簡稱請參閱本節之首頁。

Notes:

1. The dimensions in the floor plans are all structural dimensions in millimeter.
2. Please refer to the first page of this section of this sales brochure for legend of the terms and abbreviation shown on the floor plan above.

15 號洋房二樓平面圖
House 15 Second Floor Plan

現狀間隔平面圖
Latest Layout Plan



備註：15 號洋房此部份因在發展項目落成後進行小型工程、指定豁免工程或獲《建築物條例》豁免的工程而有所改動，現狀請參閱有關現狀間隔平面圖。該等改動如下：

1. 拆除間牆。沐浴花灑、浴缸、坐廁及洗滌盆移位。安裝間牆、飾面牆、玻璃間隔及掩門。
2. 沐浴花灑移位。安裝浴缸、間牆、飾面牆、玻璃間隔及掩門。
3. 修改間牆及掩門。對調原有掩門方向。

Notes: This part of House 15 has been altered by way of minor works, designated exempted works, or exempted works under the Buildings Ordinance after completion of the development, the latest condition of which is shown on the relevant latest layout plan. The alteration works are as follows:

1. Partition wall has been removed. Showerhead, bathtub, toilet and sink unit have been shifted. Partition wall, furring wall, glass partition and swing door have been installed.
2. Showerhead has been shifted. Bathtub, partition wall, furring wall, glass partition and swing door have been installed.
3. Partition wall and swing door have been modified. Original swing door direction has been mirrored.

比例尺 SCALE: 0m (米) 5m (米)

15 號洋房 House 15	2 樓 Second Floor
每個住宅物業的樓板 (不包括灰泥) 的厚度 (毫米) The thickness of the floor slabs (excluding plaster) of each residential property (mm)	150, 200, 225, 250
每個住宅物業的層與層之間的高度 (毫米) The floor-to-floor height of each residential property (mm)	3500, 3700

因住宅物業的較高樓層的結構牆的厚度遞減，較高樓層的內部面積，一般比較低樓層的內部面積稍大。(註：此根據《一手住宅物業銷售條例》附表 1 第一部第 10(2)(e) 條所規定的陳述並不適用於本發展項目。)
The internal areas of the residential properties on the upper floors will generally be slightly larger than those on the lower floors because of the reducing thickness of the structural walls on the upper floors. (Note: This statement requested under Section 10(2)(e) in Part 1 of Schedule 1 of the Residential Properties (First-hand Sales) Ordinance is not applicable to the Development.)

備註：

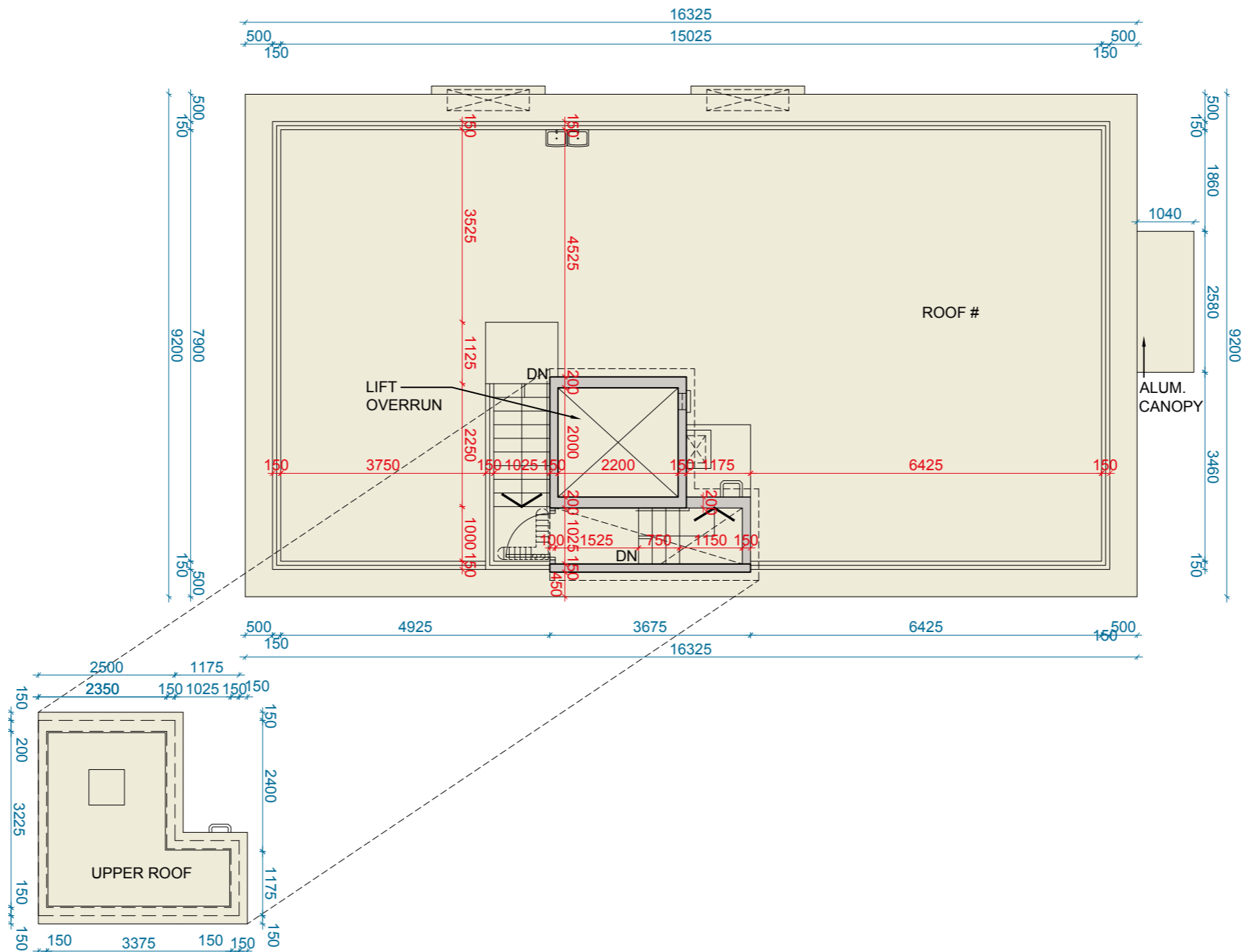
1. 平面圖所列之尺寸數字為以毫米標示之建築結構尺寸。
2. 以上平面圖中顯示之名詞及簡稱請參閱本節之首頁。
- * 此空間在節錄 23 裝置、裝修物料及設備為主人睡房浴室。
- ** 此空間在節錄 23 裝置、裝修物料及設備為步入式衣帽間浴室。

Notes:

1. The dimensions in the floor plans are all structural dimensions in millimeter.
2. Please refer to the first page of this section of this sales brochure for legend of the terms and abbreviation shown on the floor plan above.
- * This space is shown as Master Bedroom Bathroom in Section 23 Fittings, Finishes and Appliances.
- ** This space is shown as Walk-In Closet Bathroom in Section 23 Fittings, Finishes and Appliances.

15 號洋房天台平面圖
House 15 Roof Plan

根據批准建築圖則
As Per Approved General Building Plan



15 號洋房 House 15	天台 Roof
每個住宅物業的樓板 (不包括灰泥) 的厚度 (毫米) ^ The thickness of the floor slabs (excluding plaster) of each residential property (mm) ^	150
每個住宅物業的層與層之間的高度 (毫米) ^ The floor-to-floor height of each residential property (mm) ^	1615

比例尺 SCALE: 0m (米) 5m (米)

備註:

1. 平面圖所列之尺寸數字為以毫米標示之建築結構尺寸。
 2. 以上平面圖中顯示之名詞及簡稱請參閱本節之首頁。
- # 批准建築圖則所述之平台。
^ 只適用於梯屋。

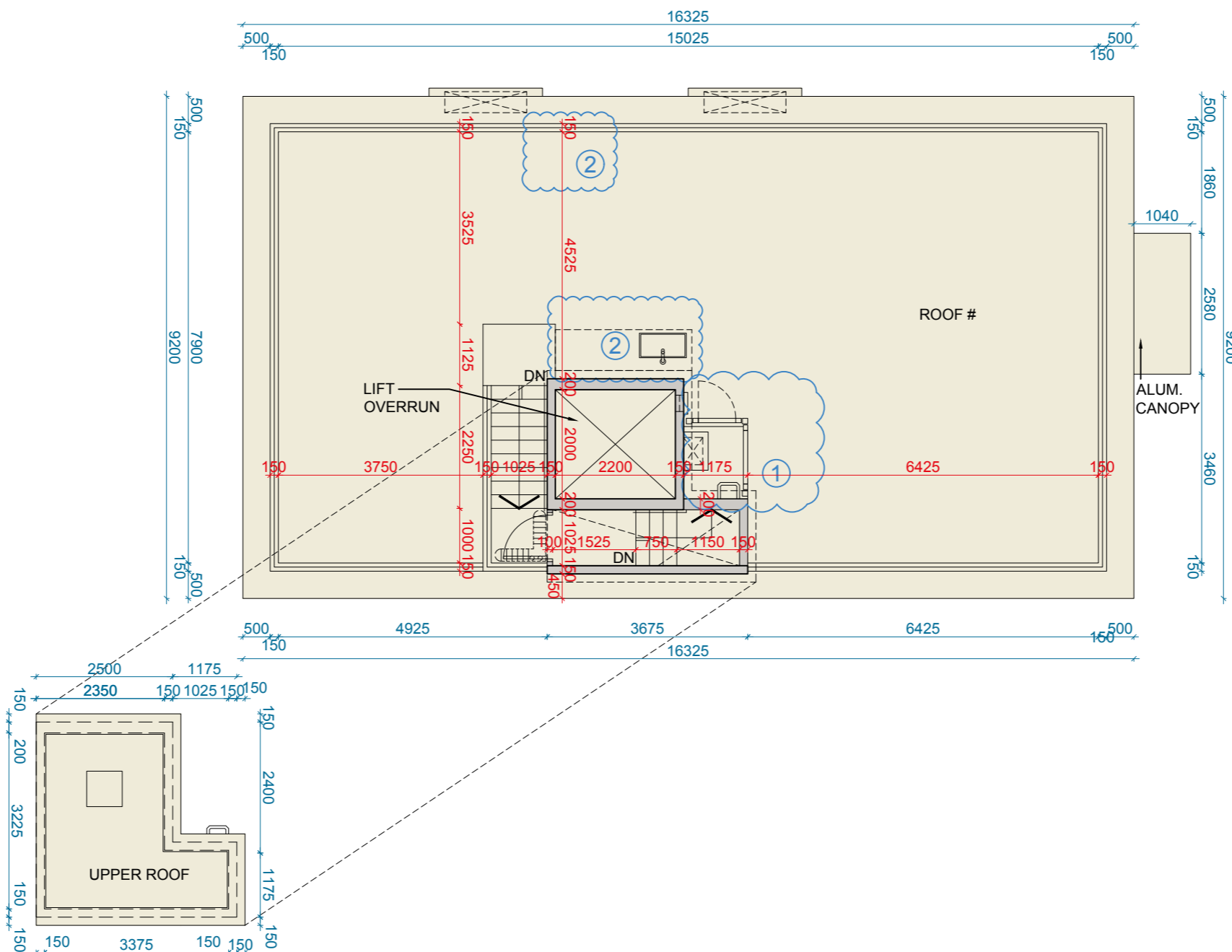
Notes:

1. The dimensions in the floor plans are all structural dimensions in millimeter.
 2. Please refer to the first page of this section of this sales brochure for legend of the terms and abbreviation shown on the floor plan above.
- # Flat roof under approved general building plans.
^ Applicable only to stairhood.

因住宅物業的較高樓層的結構牆的厚度遞減，較高樓層的內部面積，一般比較低樓層的內部面積稍大。(註：此根據《一手住宅物業銷售條例》附表 1 第一部第 10(2)(e) 條所規定的陳述並不適用於本發展項目。)
The internal areas of the residential properties on the upper floors will generally be slightly larger than those on the lower floors because of the reducing thickness of the structural walls on the upper floors. (Note: This statement requested under Section 10(2) (e) in Part 1 of Schedule 1 of the Residential Properties (First-hand Sales) Ordinance is not applicable to the Development.)

15 號洋房天台平面圖
House 15 Roof Plan

現狀間隔平面圖
Latest Layout Plan



備註：15 號洋房此部份因在發展項目落成後進行小型工程、指定豁免工程或獲《建築物條例》豁免的工程而有所改動，現狀請參閱有關現狀間隔平面圖。該等改動如下：

1. 豎設金屬欄杆。
2. 修改洗滌盆的位置及數量。

Notes: This part of House 15 has been altered by way of minor works, designated exempted works, or exempted works under the Buildings Ordinance after completion of the development, the latest condition of which is shown on the relevant latest layout plan. The alteration works are as follows:

1. Metal fence has been erected.
2. Location and number of sink unit have been modified.

15 號洋房 House 15	天台 Roof
每個住宅物業的樓板 (不包括灰泥) 的厚度 (毫米) ^ The thickness of the floor slabs (excluding plaster) of each residential property (mm) ^	150
每個住宅物業的層與層之間的高度 (毫米) ^ The floor-to-floor height of each residential property (mm) ^	1615

比例尺 SCALE: 0m (米) 5m (米)

備註：

1. 平面圖所列之尺寸數字為以毫米標示之建築結構尺寸。
 2. 以上平面圖中顯示之名詞及簡稱請參閱本節之首頁。
- # 批准建築圖則所述之平台。
^ 只適用於梯屋。

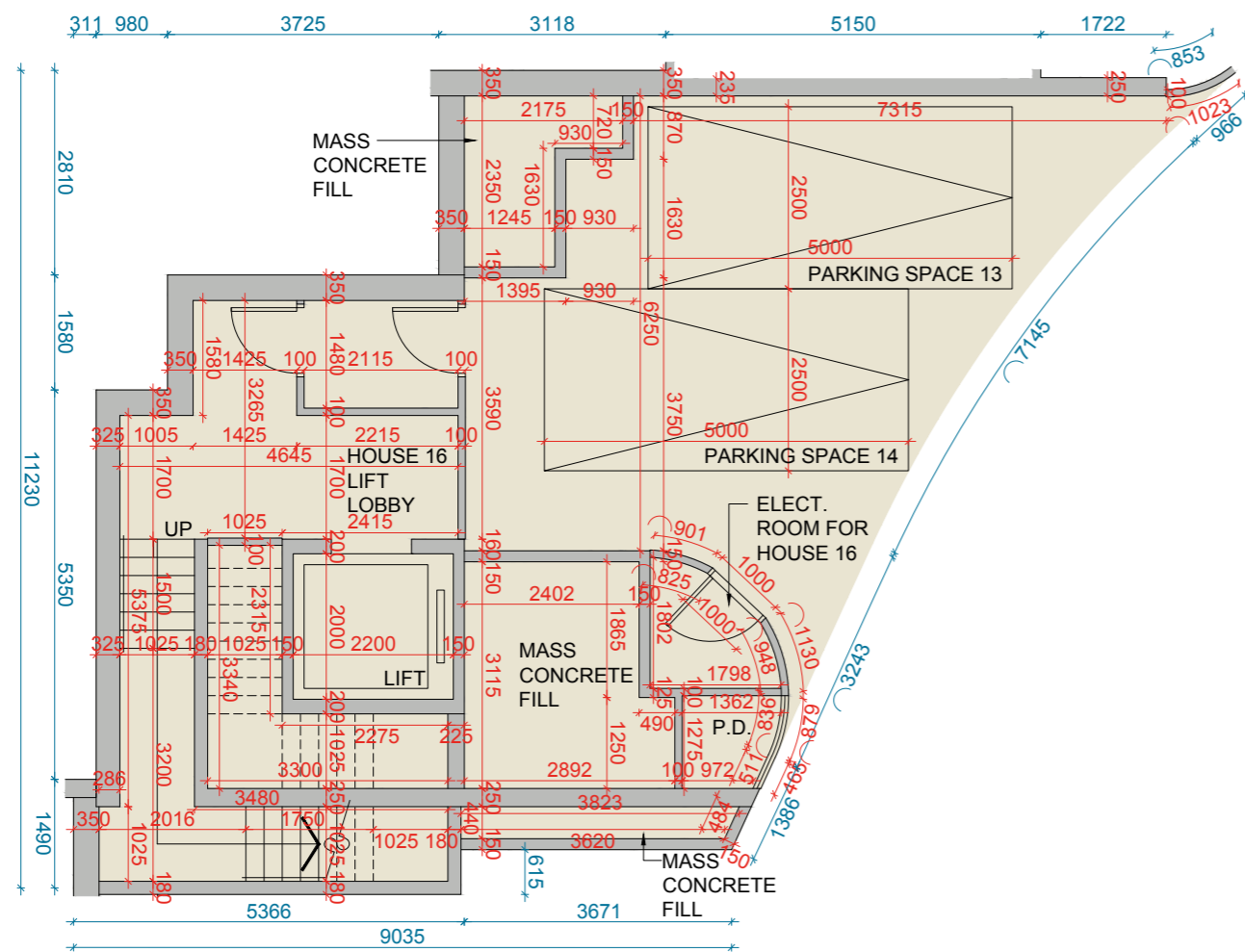
Notes:

1. The dimensions in the floor plans are all structural dimensions in millimeter.
 2. Please refer to the first page of this section of this sales brochure for legend of the terms and abbreviation shown on the floor plan above.
- # Flat roof under approved general building plans.
^ Applicable only to stairhood.

因住宅物業的較高樓層的結構牆的厚度遞減，較高樓層的內部面積，一般比較低樓層的內部面積稍大。(註：此根據《一手住宅物業銷售條例》附表 1 第一部第 10(2)(e) 條所規定的陳述並不適用於本發展項目。)
The internal areas of the residential properties on the upper floors will generally be slightly larger than those on the lower floors because of the reducing thickness of the structural walls on the upper floors. (Note: This statement requested under Section 10(2)(e) in Part 1 of Schedule 1 of the Residential Properties (First-hand Sales) Ordinance is not applicable to the Development.)

16 號洋房停車場平面圖 (地下主低層平面圖 *)
House 16 Carpark Floor Plan (Master Lower Ground Floor Plan*)

根據批准建築圖則
As Per Approved General Building Plan



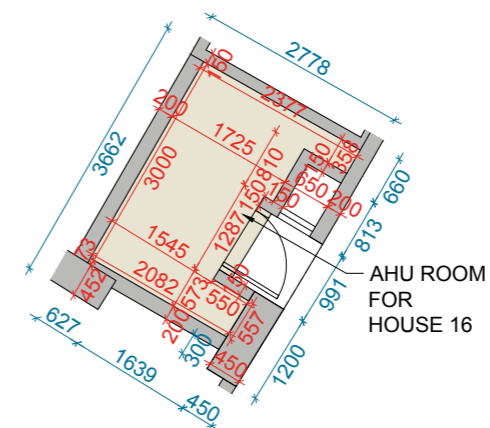
比例尺 SCALE: 0m (米) 5m (米)

16 號洋房 House 16	地下主低層 Master Lower Ground Floor	地下主層 Master Ground Floor
每個住宅物業的樓板 (不包括灰泥) 的厚度 (毫米) The thickness of the floor slabs (excluding plaster) of each residential property (mm)	200, 700, 800	300
每個住宅物業的層與層之間的高度 (毫米) The floor-to-floor height of each residential property (mm)	5500	3780

因住宅物業的較高樓層的結構牆的厚度遞減, 較高樓層的內部面積, 一般比較低樓層的內部面積稍大。(註: 此根據《一手住宅物業銷售條例》附表 1 第一部第 10(2)(e) 條所規定的陳述並不適用於本發展項目。)
The internal areas of the residential properties on the upper floors will generally be slightly larger than those on the lower floors because of the reducing thickness of the structural walls on the upper floors. (Note: This statement requested under Section 10(2)(e) in Part 1 of Schedule 1 of the Residential Properties (First-hand Sales) Ordinance is not applicable to the Development.)

16 號洋房風櫃房平面圖 (地下主層平面圖 *)
House 16 AHU Room Floor Plan (Master Ground Floor Plan*)

根據批准建築圖則
As Per Approved General Building Plan



備註:

1. 平面圖所列之尺寸數字為以毫米標示之建築結構尺寸。
2. 以上平面圖中顯示之名詞及簡稱請參閱本節之首頁。
* 按批准建築圖則所述之樓層。

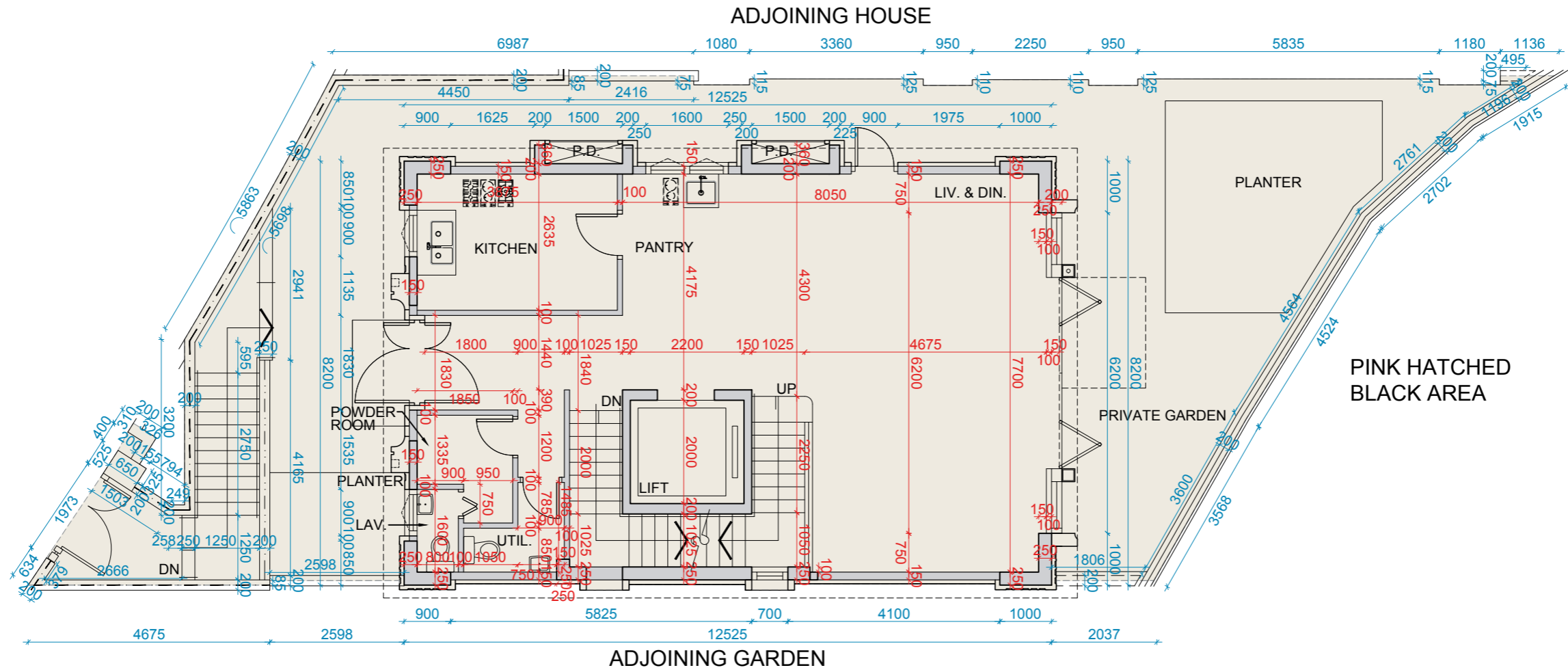
Notes:

1. The dimensions in the floor plans are all structural dimensions in millimeter.
2. Please refer to the first page of this section of this sales brochure for legend of the terms and abbreviation shown on the floor plan above.
* floor numbering as per approved general building plans.



16 號洋房地下層平面圖
House 16 Ground Floor Plan

根據批准建築圖則
As Per Approved General Building Plan



比例尺 SCALE: 0m (米) 5m (米)

16 號洋房 House 16	地下層 Ground Floor
每個住宅物業的樓板 (不包括灰泥) 的厚度 (毫米) The thickness of the floor slabs (excluding plaster) of each residential property (mm)	150, 175, 225, 300
每個住宅物業的層與層之間的高度 (毫米) The floor-to-floor height of each residential property (mm)	4300, 4500

因住宅物業的較高樓層的結構牆的厚度遞減，較高樓層的內部面積，一般比較低樓層的內部面積稍大。(註：此根據《一手住宅物業銷售條例》附表 1 第一部第 10(2)(e) 條所規定的陳述並不適用於本發展項目。)
The internal areas of the residential properties on the upper floors will generally be slightly larger than those on the lower floors because of the reducing thickness of the structural walls on the upper floors. (Note: This statement requested under Section 10(2)(e) in Part 1 of Schedule 1 of the Residential Properties (First-hand Sales) Ordinance is not applicable to the Development.)

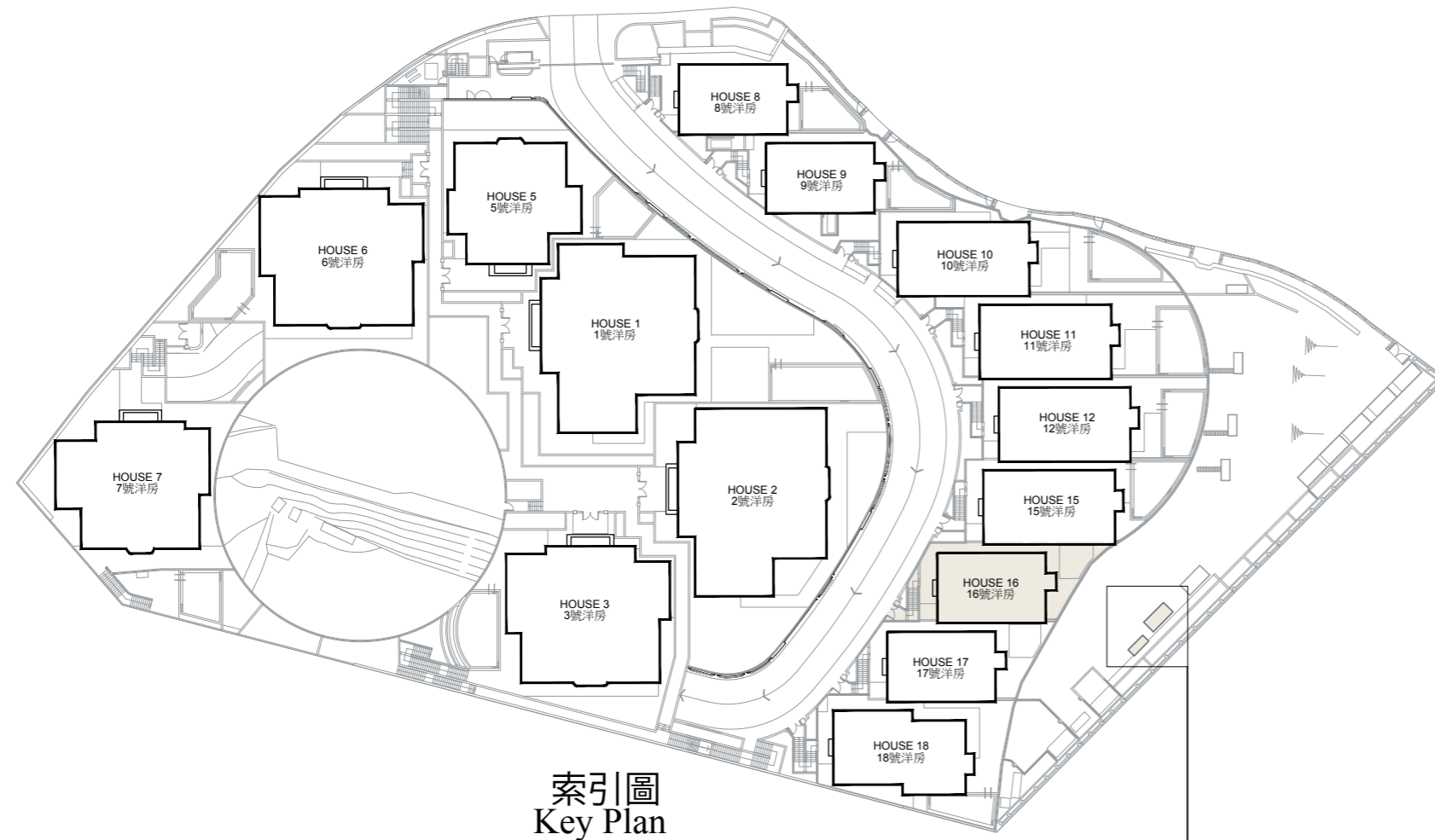
備註：

1. 平面圖所列之尺寸數字為以毫米標示之建築結構尺寸。
2. 以上平面圖中顯示之名詞及簡稱請參閱本節之首頁。

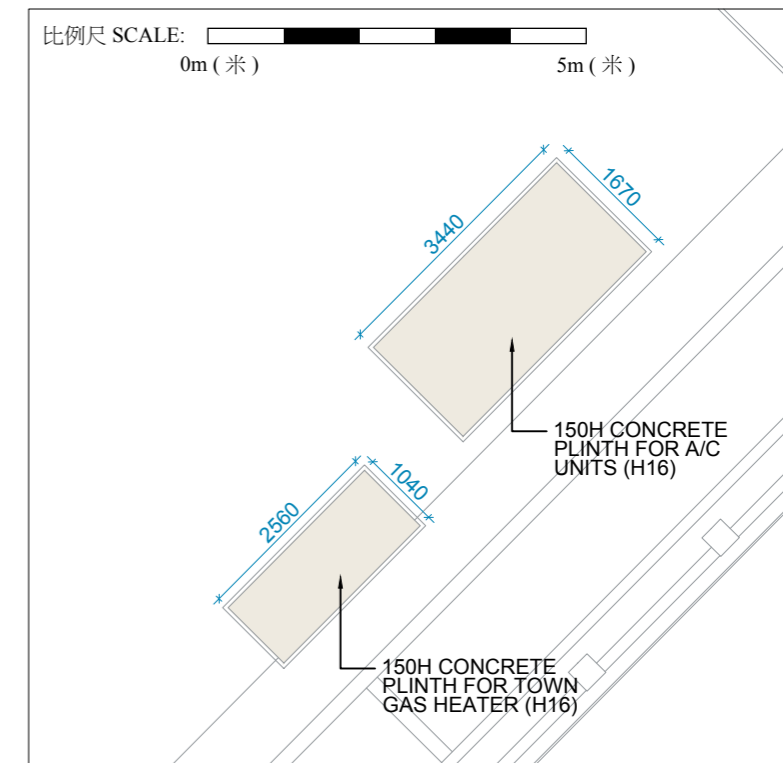
Notes:

1. The dimensions in the floor plans are all structural dimensions in millimeter.
2. Please refer to the first page of this section of this sales brochure for legend of the terms and abbreviation shown on the floor plan above.

16號洋房地下主層平面圖
House 16 Master Ground Floor Plan



16號洋房地下主層部分平面圖
Part Plan For House 16 Master Ground Floor Plan



16號洋房地下主層部分平面圖
Part Plan For House 16 Master Ground Floor Plan

備註：

1. 平面圖所列之尺寸數字為以毫米標示之建築結構尺寸。
2. 以上平面圖中顯示之名詞及簡稱請參閱本節之首頁。

Notes:

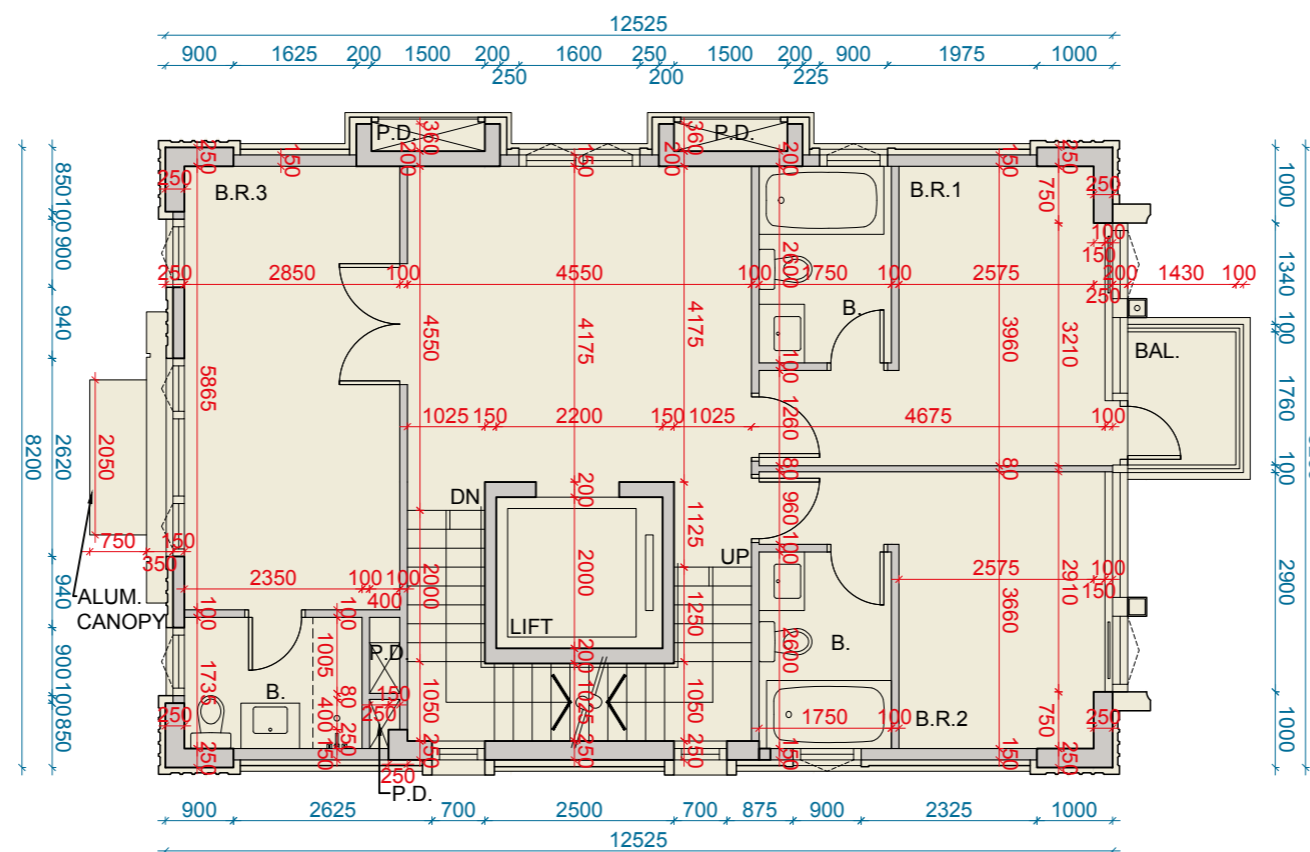
1. The dimensions in the floor plans are all structural dimensions in millimeter.
2. Please refer to the first page of this section of this sales brochure for legend of the terms and abbreviation shown on the floor plan above.

因住宅物業的較高樓層的結構牆的厚度遞減，較高樓層的內部面積，一般比較低樓層的內部面積稍大。（註：此根據《一手住宅物業銷售條例》附表1第一部第10(2)(e)條所規定的陳述並不適用於本發展項目。）

The internal areas of the residential properties on the upper floors will generally be slightly larger than those on the lower floors because of the reducing thickness of the structural walls on the upper floors. (Note: This statement requested under Section 10(2)(e) in Part 1 of Schedule 1 of the Residential Properties (First-hand Sales) Ordinance is not applicable to the Development.)

16 號洋房一樓平面圖
House 16 First Floor Plan

根據批准建築圖則
As Per Approved General Building Plan



比例尺 SCALE: 0m (米) 5m (米)

16 號洋房 House 16	1 樓 First Floor
每個住宅物業的樓板 (不包括灰泥) 的厚度 (毫米) The thickness of the floor slabs (excluding plaster) of each residential property (mm)	150, 175, 225
每個住宅物業的層與層之間的高度 (毫米) The floor-to-floor height of each residential property (mm)	3300, 3500, 3700

因住宅物業的較高樓層的結構牆的厚度遞減，較高樓層的內部面積，一般比較低樓層的內部面積稍大。(註：此根據《一手住宅物業銷售條例》附表 1 第一部第 10(2)(e) 條所規定的陳述並不適用於本發展項目。)
The internal areas of the residential properties on the upper floors will generally be slightly larger than those on the lower floors because of the reducing thickness of the structural walls on the upper floors. (Note: This statement requested under Section 10(2)(e) in Part 1 of Schedule 1 of the Residential Properties (First-hand Sales) Ordinance is not applicable to the Development.)

備註：

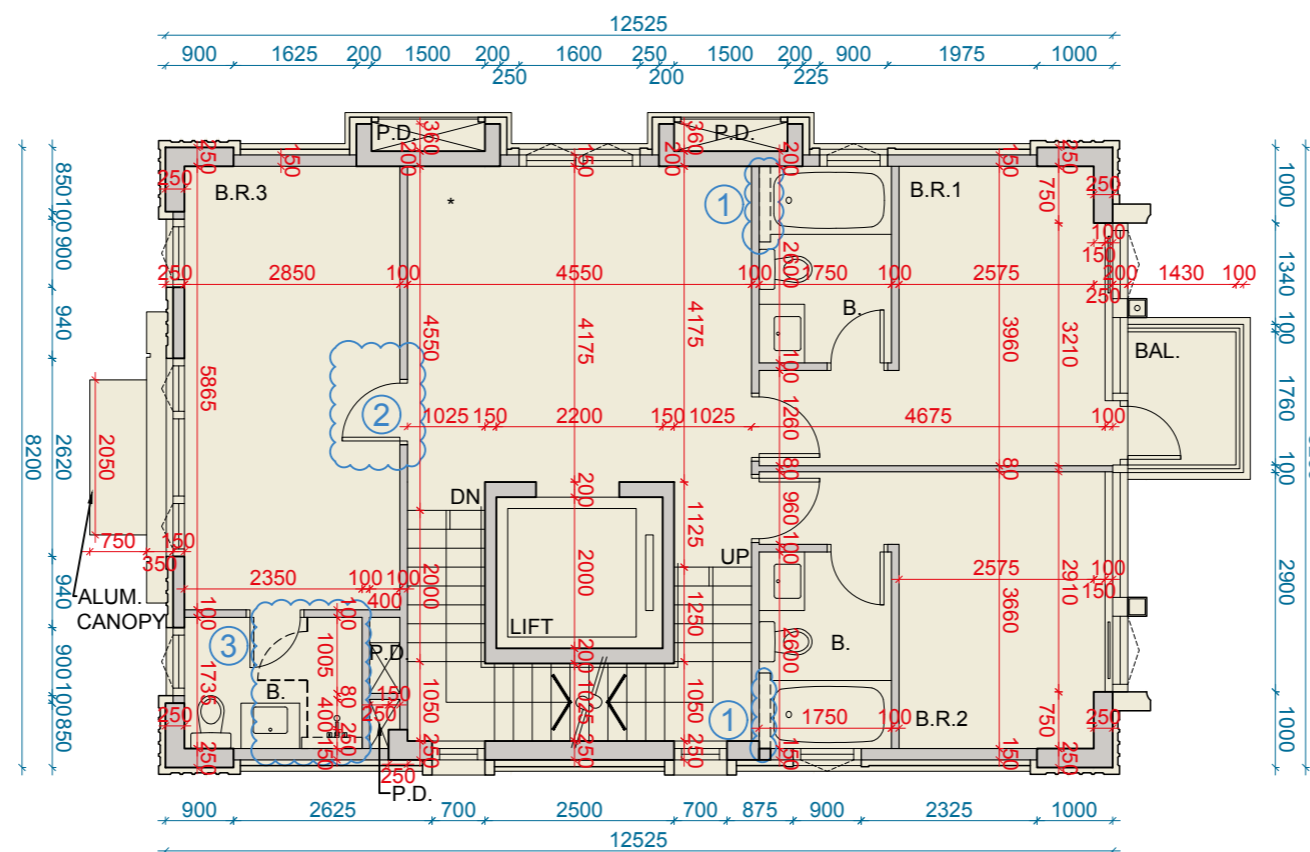
1. 平面圖所列之尺寸數字為以毫米標示之建築結構尺寸。
2. 以上平面圖中顯示之名詞及簡稱請參閱本節之首頁。

Notes:

1. The dimensions in the floor plans are all structural dimensions in millimeter.
2. Please refer to the first page of this section of this sales brochure for legend of the terms and abbreviation shown on the floor plan above.

16 號洋房一樓平面圖
House 16 First Floor Plan

現狀間隔平面圖
Latest Layout Plan



備註：16 號洋房此部份因在發展項目落成後進行小型工程、指定豁免工程或獲《建築物條例》豁免的工程而有所改動，現狀請參閱有關現狀間隔平面圖。該等改動如下：

1. 安裝飾面牆。
2. 修改間牆及拆除雙掩門。安裝掩門。
3. 安裝飾面牆、玻璃間隔及掩門。

Notes: This part of House 16 has been altered by way of minor works, designated exempted works, or exempted works under the Buildings Ordinance after completion of the development, the latest condition of which is shown on the relevant latest layout plan. The alteration works are as follows:

1. Furring wall has been installed.
2. Partition wall has been modified and double swing door has been removed. Swing door has been installed.
3. Furring wall, glass partition and swing door have been installed.

比例尺 SCALE: 0m (米) 5m (米)

16 號洋房 House 16	1 樓 First Floor
每個住宅物業的樓板 (不包括灰泥) 的厚度 (毫米) The thickness of the floor slabs (excluding plaster) of each residential property (mm)	150, 175, 225
每個住宅物業的層與層之間的高度 (毫米) The floor-to-floor height of each residential property (mm)	3300, 3500, 3700

因住宅物業的較高樓層的結構牆的厚度遞減，較高樓層的內部面積，一般比較低樓層的內部面積稍大。(註：此根據《一手住宅物業銷售條例》附表 1 第一部第 10(2)(e) 條所規定的陳述並不適用於本發展項目。)
The internal areas of the residential properties on the upper floors will generally be slightly larger than those on the lower floors because of the reducing thickness of the structural walls on the upper floors. (Note: This statement requested under Section 10(2)(e) in Part 1 of Schedule 1 of the Residential Properties (First-hand Sales) Ordinance is not applicable to the Development.)

備註：

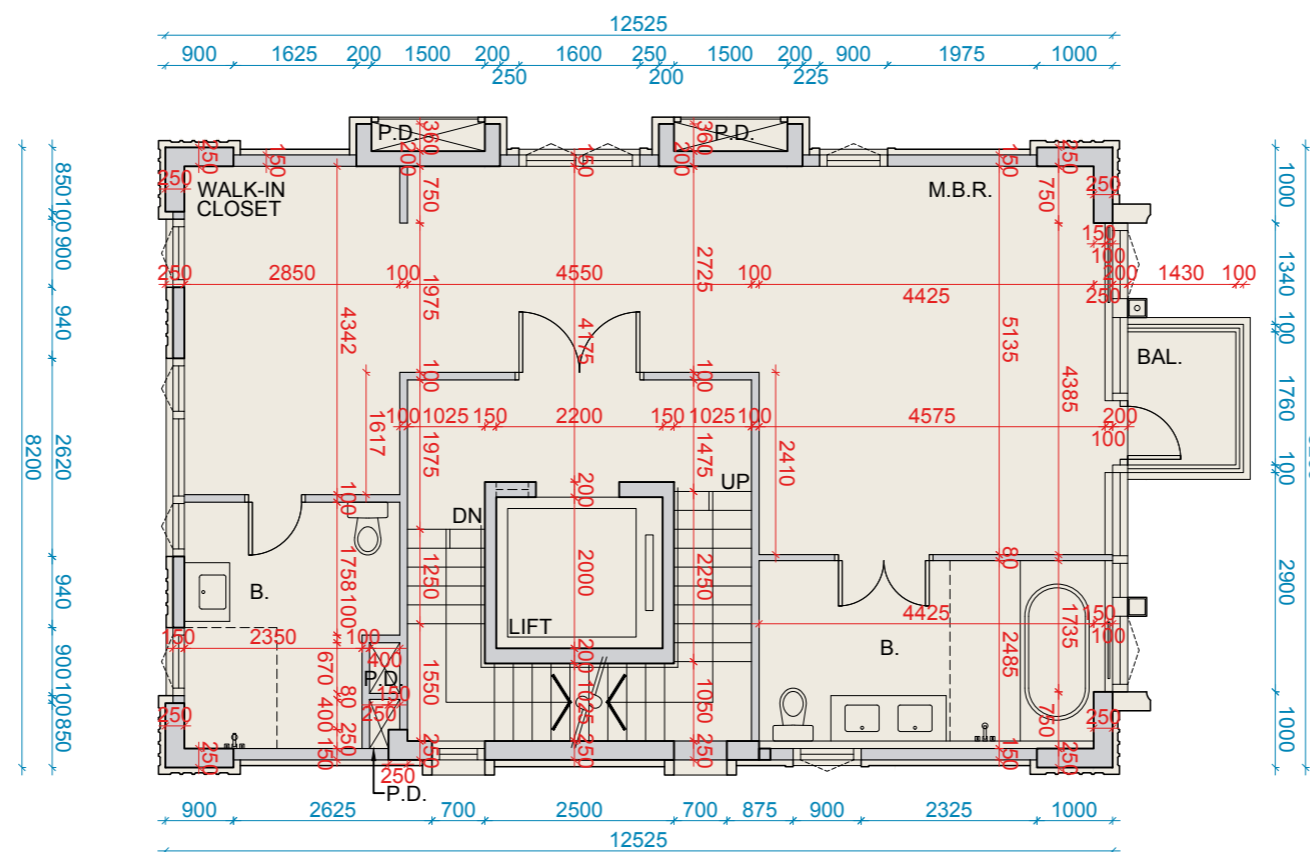
1. 平面圖所列之尺寸數字為以毫米標示之建築結構尺寸。
 2. 以上平面圖中顯示之名詞及簡稱請參閱本節之首頁。
- * 此空間在節錄 23 裝置、裝修物料及設備為起居室。

Notes:

1. The dimensions in the floor plans are all structural dimensions in millimeter.
 2. Please refer to the first page of this section of this sales brochure for legend of the terms and abbreviation shown on the floor plan above.
- * This space is shown as Family Room in Section 23 Fittings, Finishes and Appliances.

16 號洋房二樓平面圖
House 16 Second Floor Plan

根據批准建築圖則
As Per Approved General Building Plan



比例尺 SCALE: 0m (米) 5m (米)

16 號洋房 House 16	2 樓 Second Floor
每個住宅物業的樓板 (不包括灰泥) 的厚度 (毫米) The thickness of the floor slabs (excluding plaster) of each residential property (mm)	150, 175
每個住宅物業的層與層之間的高度 (毫米) The floor-to-floor height of each residential property (mm)	3500, 3700

因住宅物業的較高樓層的結構牆的厚度遞減，較高樓層的內部面積，一般比較低樓層的內部面積稍大。(註：此根據《一手住宅物業銷售條例》附表 1 第一部第 10(2)(e) 條所規定的陳述並不適用於本發展項目。)
The internal areas of the residential properties on the upper floors will generally be slightly larger than those on the lower floors because of the reducing thickness of the structural walls on the upper floors. (Note: This statement requested under Section 10(2)(e) in Part 1 of Schedule 1 of the Residential Properties (First-hand Sales) Ordinance is not applicable to the Development.)

備註：

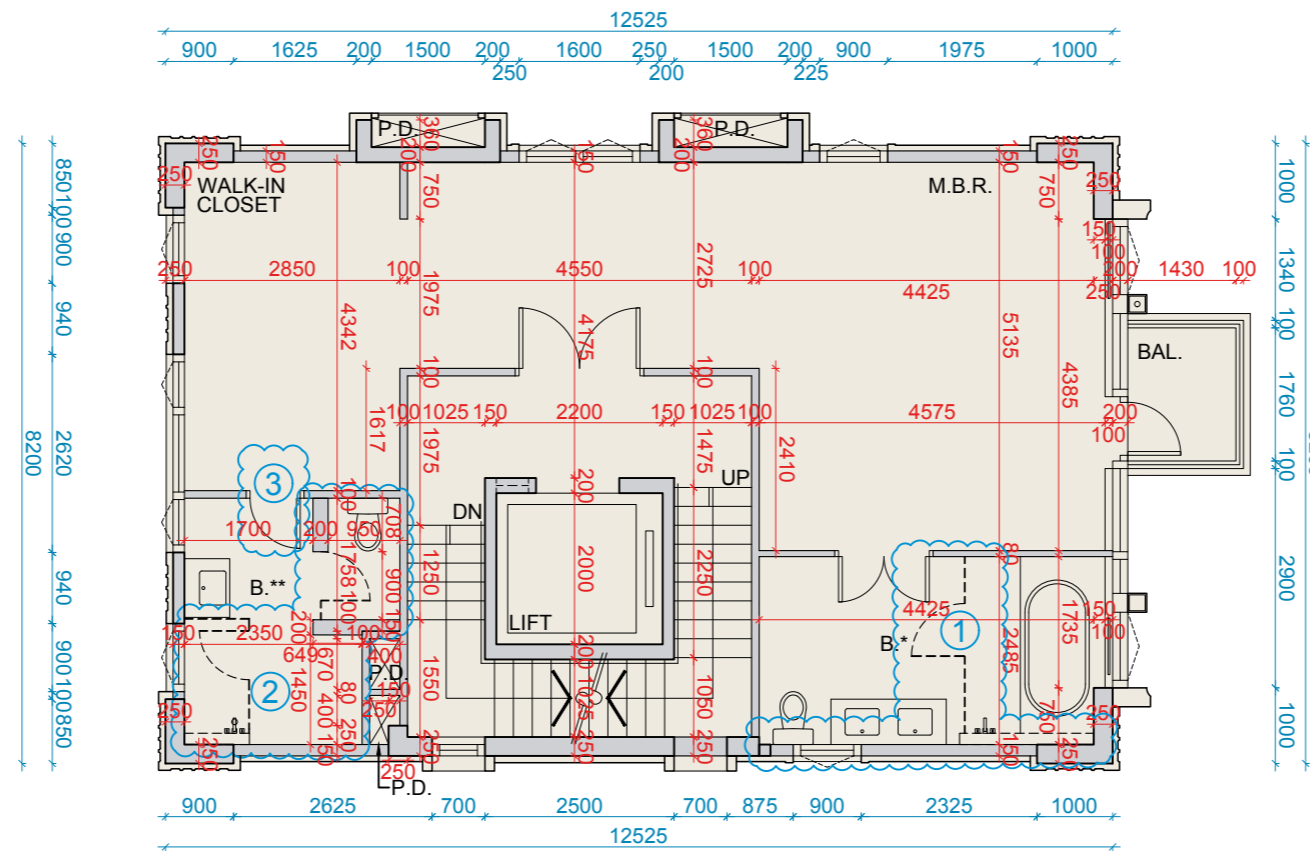
1. 平面圖所列之尺寸數字為以毫米標示之建築結構尺寸。
2. 以上平面圖中顯示之名詞及簡稱請參閱本節之首頁。

Notes:

1. The dimensions in the floor plans are all structural dimensions in millimeter.
2. Please refer to the first page of this section of this sales brochure for legend of the terms and abbreviation shown on the floor plan above.

16 號洋房二樓平面圖
House 16 Second Floor Plan

現狀間隔平面圖
Latest Layout Plan



備註：16 號洋房此部份因在發展項目落成後進行小型工程、指定豁免工程或獲《建築物條例》豁免的工程而有所改動，現狀請參閱有關現狀間隔平面圖。該等改動如下：

1. 修改飾面牆。安裝玻璃間隔及掩門。
2. 安裝間牆、飾面牆、玻璃間隔及掩門。
3. 修改間牆及掩門。對調掩門方向。

Notes: This part of House 16 has been altered by way of minor works, designated exempted works, or exempted works under the Buildings Ordinance after completion of the development, the latest condition of which is shown on the relevant latest layout plan. The alteration works are as follows:

1. Furring wall has been modified. Glass partition and swing door have been installed.
2. Partition wall, furring wall, glass partition and swing door have been installed.
3. Partition wall and swing door have been modified. Swing door direction has been mirrored.

比例尺 SCALE: 0m (米) 5m (米)

16 號洋房 House 16	2 樓 Second Floor
每個住宅物業的樓板 (不包括灰泥) 的厚度 (毫米) The thickness of the floor slabs (excluding plaster) of each residential property (mm)	150, 175
每個住宅物業的層與層之間的高度 (毫米) The floor-to-floor height of each residential property (mm)	3500, 3700

因住宅物業的較高樓層的結構牆的厚度遞減，較高樓層的內部面積，一般比較低樓層的內部面積稍大。(註：此根據《一手住宅物業銷售條例》附表 1 第一部第 10(2)(e) 條所規定的陳述並不適用於本發展項目。)
The internal areas of the residential properties on the upper floors will generally be slightly larger than those on the lower floors because of the reducing thickness of the structural walls on the upper floors. (Note: This statement requested under Section 10(2)(e) in Part 1 of Schedule 1 of the Residential Properties (First-hand Sales) Ordinance is not applicable to the Development.)

備註：

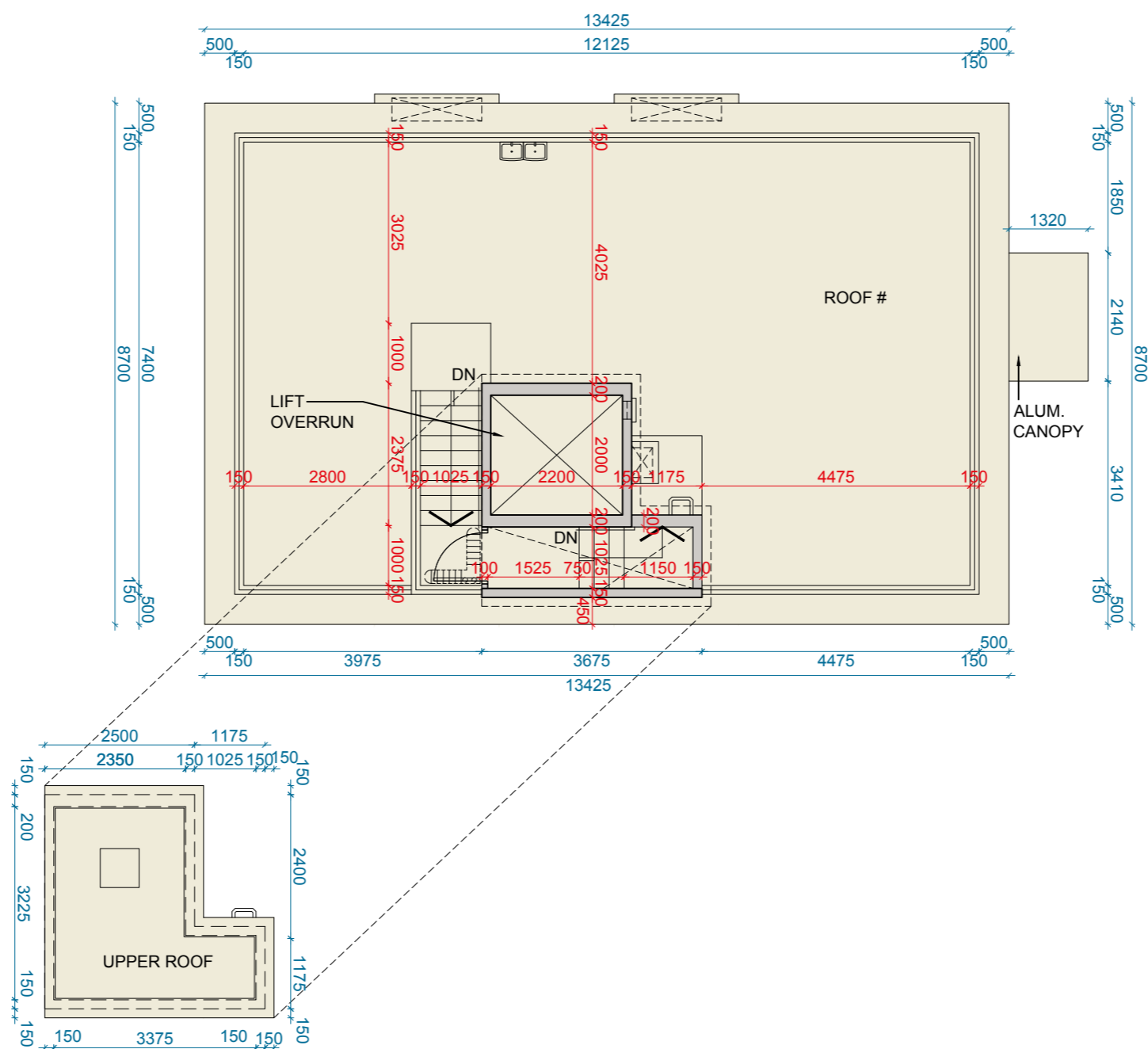
1. 平面圖所列之尺寸數字為以毫米標示之建築結構尺寸。
2. 以上平面圖中顯示之名詞及簡稱請參閱本節之首頁。
- * 此空間在節錄 23 裝置、裝修物料及設備為主人睡房浴室。
- ** 此空間在節錄 23 裝置、裝修物料及設備為步入式衣帽間浴室。

Notes:

1. The dimensions in the floor plans are all structural dimensions in millimeter.
2. Please refer to the first page of this section of this sales brochure for legend of the terms and abbreviation shown on the floor plan above.
- * This space is shown as Master Bedroom Bathroom in Section 23 Fittings, Finishes and Appliances.
- ** This space is shown as Walk-In Closet Bathroom in Section 23 Fittings, Finishes and Appliances.

16 號洋房天台平面圖
House 16 Roof Plan

根據批准建築圖則
As Per Approved General Building Plan



16 號洋房 House 16	天台 Roof
每個住宅物業的樓板 (不包括灰泥) 的厚度 (毫米) ^ The thickness of the floor slabs (excluding plaster) of each residential property (mm) ^	150
每個住宅物業的層與層之間的高度 (毫米) ^ The floor-to-floor height of each residential property (mm) ^	1615

因住宅物業的較高樓層的結構牆的厚度遞減，較高樓層的內部面積，一般比較低樓層的內部面積稍大。(註：此根據《一手住宅物業銷售條例》附表 1 第一部第 10(2)(e) 條所規定的陳述並不適用於本發展項目。)
The internal areas of the residential properties on the upper floors will generally be slightly larger than those on the lower floors because of the reducing thickness of the structural walls on the upper floors. (Note: This statement requested under Section 10(2)(e) in Part 1 of Schedule 1 of the Residential Properties (First-hand Sales) Ordinance is not applicable to the Development.)

備註：

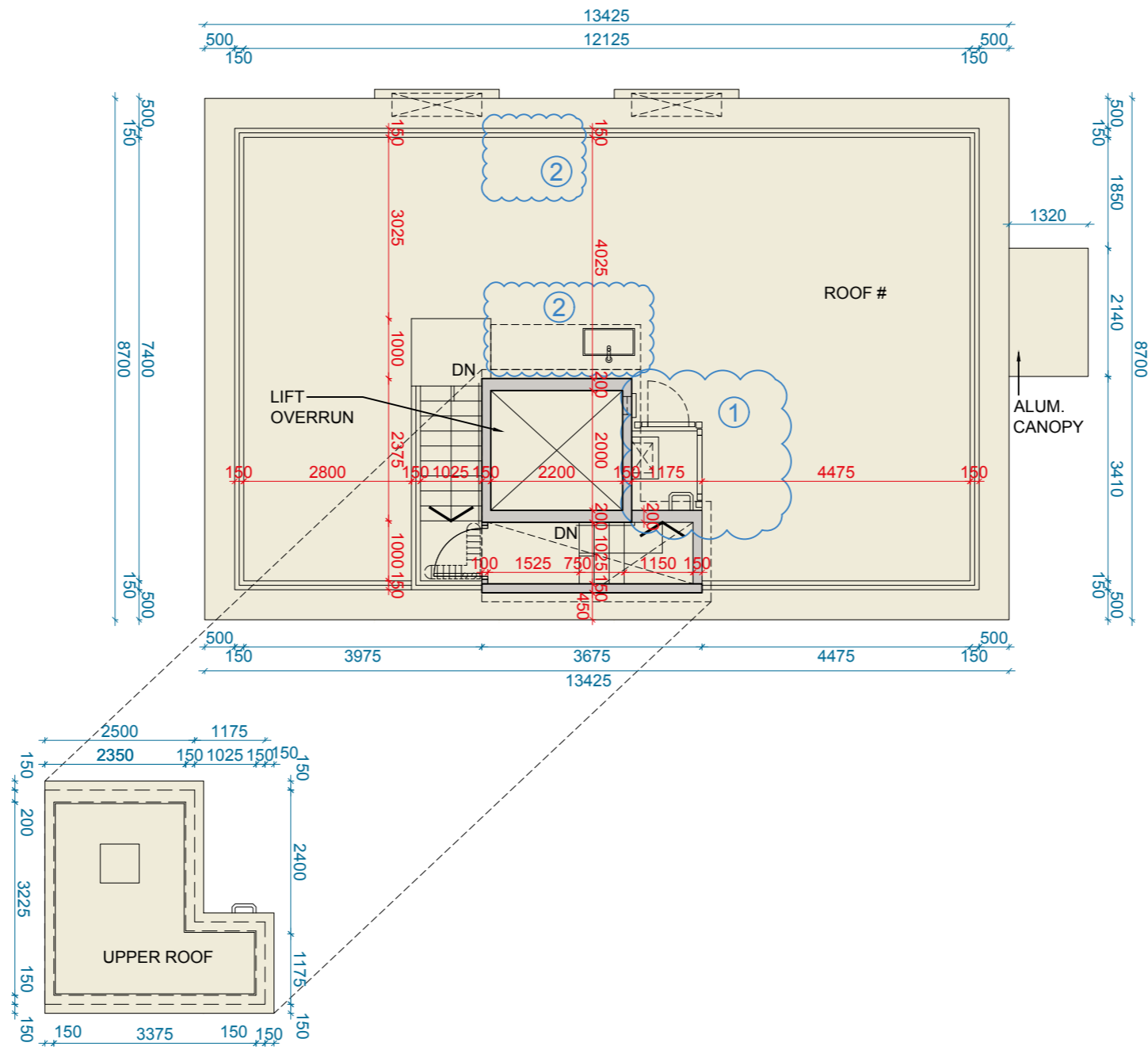
1. 平面圖所列之尺寸數字為以毫米標示之建築結構尺寸。
 2. 以上平面圖中顯示之名詞及簡稱請參閱本節之首頁。
- # 批准建築圖則所述之平台。
^ 只適用於梯屋。

Notes:

1. The dimensions in the floor plans are all structural dimensions in millimeter.
 2. Please refer to the first page of this section of this sales brochure for legend of the terms and abbreviation shown on the floor plan above.
- # Flat roof under approved general building plans.
^ Applicable only to stairhood.

16 號洋房天台平面圖
House 16 Roof Plan

現狀間隔平面圖
Latest Layout Plan



備註：16 號洋房此部份因在發展項目落成後進行小型工程、指定豁免工程或獲《建築物條例》豁免的工程而有所改動，現狀請參閱有關現狀間隔平面圖。該等改動如下：

1. 豎設金屬欄杆。
2. 修改洗滌盆的位置及數量。

Notes: This part of House 16 has been altered by way of minor works, designated exempted works, or exempted works under the Buildings Ordinance after completion of the development, the latest condition of which is shown on the relevant latest layout plan. The alteration works are as follows:

1. Metal fence has been erected.
2. Location and number of sink unit have been modified.

比例尺 SCALE: 0m (米) 5m (米)

16 號洋房 House 16	天台 Roof
每個住宅物業的樓板 (不包括灰泥) 的厚度 (毫米) ^ The thickness of the floor slabs (excluding plaster) of each residential property (mm) ^	150
每個住宅物業的層與層之間的高度 (毫米) ^ The floor-to-floor height of each residential property (mm) ^	1615

因住宅物業的較高樓層的結構牆的厚度遞減，較高樓層的內部面積，一般比較低樓層的內部面積稍大。(註：此根據《一手住宅物業銷售條例》附表 1 第一部第 10(2)(e) 條所規定的陳述並不適用於本發展項目。)
The internal areas of the residential properties on the upper floors will generally be slightly larger than those on the lower floors because of the reducing thickness of the structural walls on the upper floors. (Note: This statement requested under Section 10(2)(e) in Part 1 of Schedule 1 of the Residential Properties (First-hand Sales) Ordinance is not applicable to the Development.)

備註：

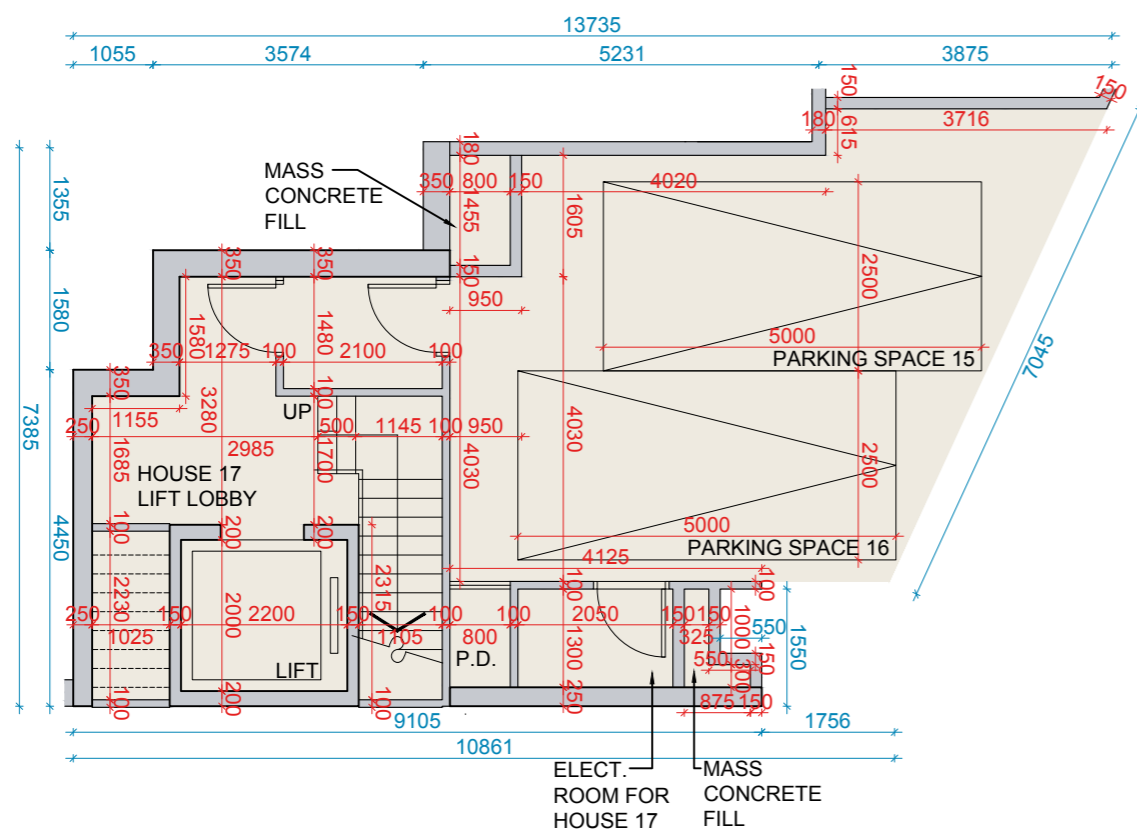
1. 平面圖所列之尺寸數字為以毫米標示之建築結構尺寸。
 2. 以上平面圖中顯示之名詞及簡稱請參閱本節之首頁。
- # 批准建築圖則所述之平台。
^ 只適用於梯屋。

Notes:

1. The dimensions in the floor plans are all structural dimensions in millimeter.
 2. Please refer to the first page of this section of this sales brochure for legend of the terms and abbreviation shown on the floor plan above.
- # Flat roof under approved general building plans.
^ Applicable only to stairhood.

17 號洋房停車場平面圖 (地下主低層平面圖 *)
House 17 Carpark Floor Plan (Master Lower Ground Floor Plan*)

根據批准建築圖則
As Per Approved General Building Plan



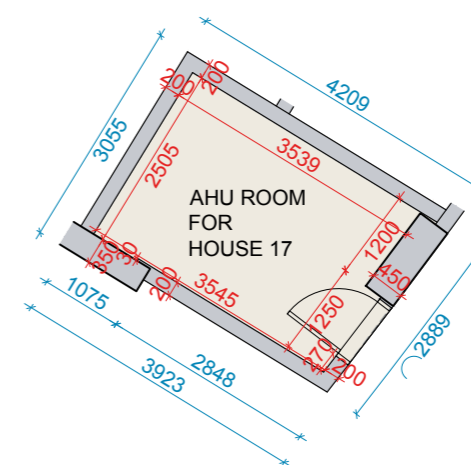
比例尺 SCALE: 0m (米) 5m (米)

17 號洋房 House 17	地下主低層 Master Lower Ground Floor	地下主層 Master Ground Floor
每個住宅物業的樓板 (不包括灰泥) 的厚度 (毫米) The thickness of the floor slabs (excluding plaster) of each residential property (mm)	200, 700, 800	300
每個住宅物業的層與層之間的高度 (毫米) The floor-to-floor height of each residential property (mm)	5500	4950

因住宅物業的較高樓層的結構牆的厚度遞減，較高樓層的內部面積，一般比較低樓層的內部面積稍大。(註：此根據《一手住宅物業銷售條例》附表 1 第一部第 10(2)(e) 條所規定的陳述並不適用於本發展項目。)
The internal areas of the residential properties on the upper floors will generally be slightly larger than those on the lower floors because of the reducing thickness of the structural walls on the upper floors. (Note: This statement requested under Section 10(2)(e) in Part 1 of Schedule 1 of the Residential Properties (First-hand Sales) Ordinance is not applicable to the Development.)

17 號洋房風櫃房平面圖 (地下主層平面圖 *)
House 17 AHU Room Floor Plan (Master Ground Floor Plan*)

根據批准建築圖則
As Per Approved General Building Plan



備註：

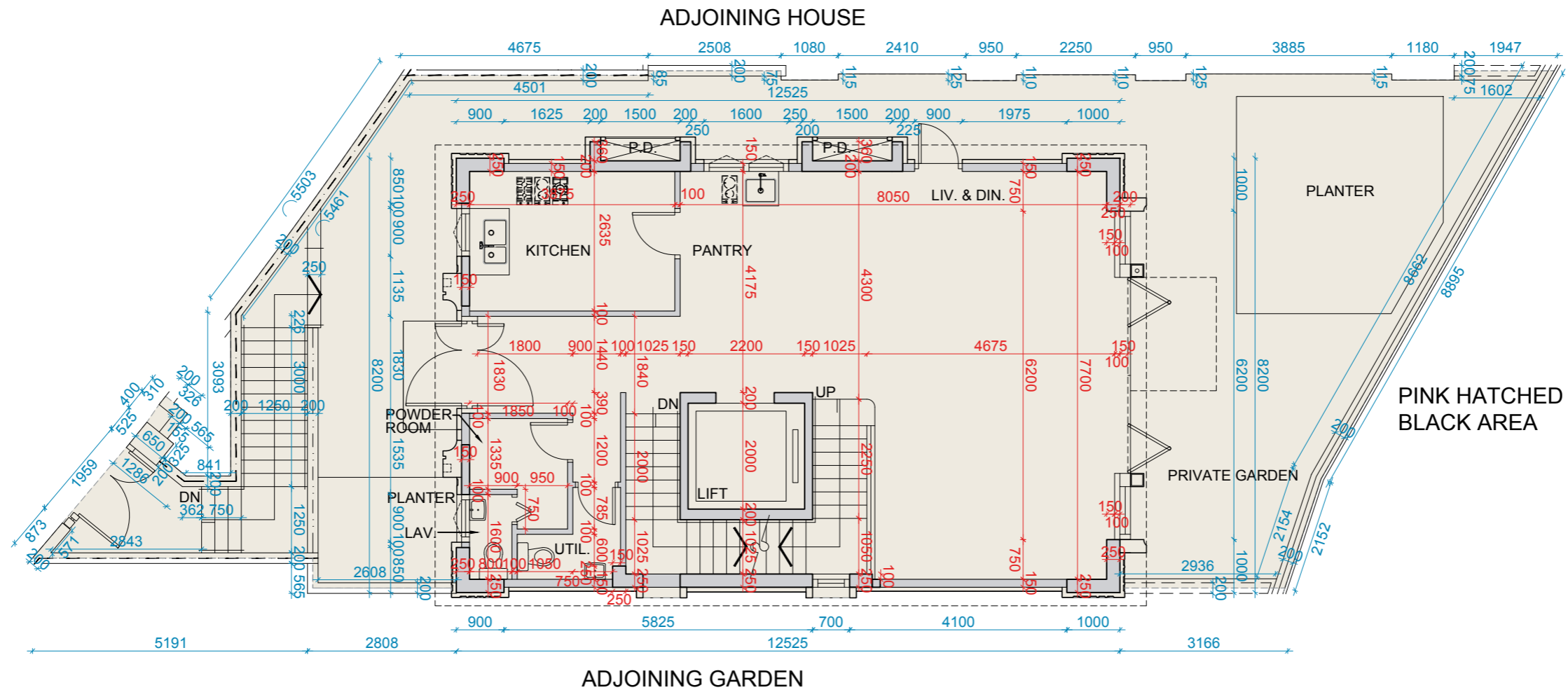
1. 平面圖所列之尺寸數字為以毫米標示之建築結構尺寸。
2. 以上平面圖中顯示之名詞及簡稱請參閱本節之首頁。
* 按批准建築圖則所述之樓層。

Notes:

1. The dimensions in the floor plans are all structural dimensions in millimeter.
2. Please refer to the first page of this section of this sales brochure for legend of the terms and abbreviation shown on the floor plan above.
* floor numbering as per approved general building plans.

17 號洋房地下層平面圖
House 17 Ground Floor Plan

根據批准建築圖則
As Per Approved General Building Plan



比例尺 SCALE: 0m (米) 5m (米)

17 號洋房 House 17	地下層 Ground Floor
每個住宅物業的樓板 (不包括灰泥) 的厚度 (毫米) The thickness of the floor slabs (excluding plaster) of each residential property (mm)	150, 175, 225, 300
每個住宅物業的層與層之間的高度 (毫米) The floor-to-floor height of each residential property (mm)	4300, 4500

因住宅物業的較高樓層的結構牆的厚度遞減，較高樓層的內部面積，一般比較低樓層的內部面積稍大。(註：此根據《一手住宅物業銷售條例》附表 1 第一部第 10(2)(e) 條所規定的陳述並不適用於本發展項目。)
The internal areas of the residential properties on the upper floors will generally be slightly larger than those on the lower floors because of the reducing thickness of the structural walls on the upper floors. (Note: This statement requested under Section 10(2)(e) in Part 1 of Schedule 1 of the Residential Properties (First-hand Sales) Ordinance is not applicable to the Development.)

備註：

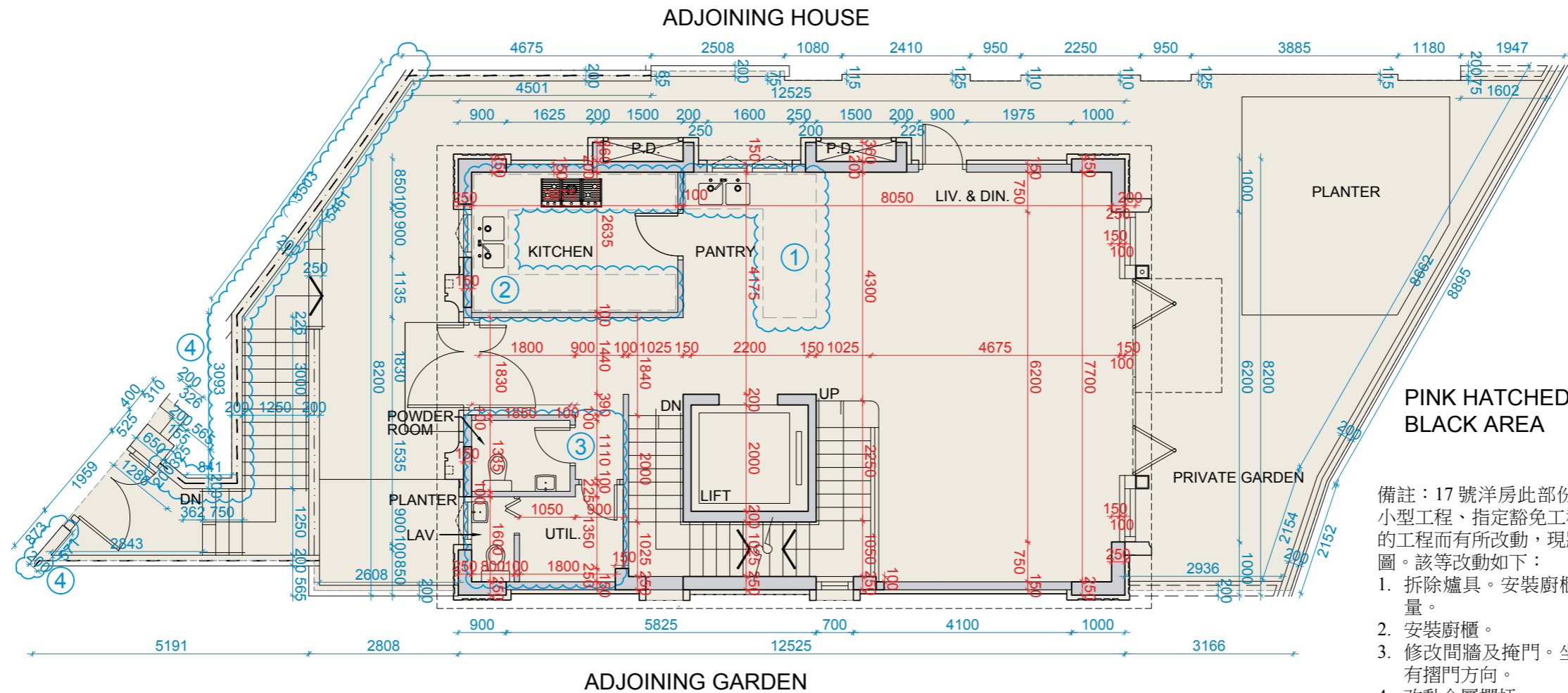
1. 平面圖所列之尺寸數字為以毫米標示之建築結構尺寸。
2. 以上平面圖中顯示之名詞及簡稱請參閱本節之首頁。

Notes:

1. The dimensions in the floor plans are all structural dimensions in millimeter.
2. Please refer to the first page of this section of this sales brochure for legend of the terms and abbreviation shown on the floor plan above.

17 號洋房地下層平面圖
House 17 Ground Floor Plan

現狀間隔平面圖
Latest Layout Plan



備註：17 號洋房此部份因在發展項目落成後進行小型工程、指定豁免工程或獲《建築物條例》豁免的工程而有所改動，現狀請參閱有關現狀間隔平面圖。該等改動如下：

1. 拆除爐具。安裝廚櫃。修改洗滌盆的位置及數量。
2. 安裝廚櫃。
3. 修改間牆及掩門。坐廁及洗滌盆移位。修改原有摺門方向。
4. 改動金屬欄杆。



17 號洋房 House 17	地下層 Ground Floor
每個住宅物業的樓板 (不包括灰泥) 的厚度 (毫米) The thickness of the floor slabs (excluding plaster) of each residential property (mm)	150, 175, 225, 300
每個住宅物業的層與層之間的高度 (毫米) The floor-to-floor height of each residential property (mm)	4300, 4500

因住宅物業的較高樓層的結構牆的厚度遞減，較高樓層的內部面積，一般比較低樓層的內部面積稍大。(註：此根據《一手住宅物業銷售條例》附表 1 第一部第 10(2)(e) 條所規定的陳述並不適用於本發展項目。)
The internal areas of the residential properties on the upper floors will generally be slightly larger than those on the lower floors because of the reducing thickness of the structural walls on the upper floors. (Note: This statement requested under Section 10(2)(e) in Part 1 of Schedule 1 of the Residential Properties (First-hand Sales) Ordinance is not applicable to the Development.)

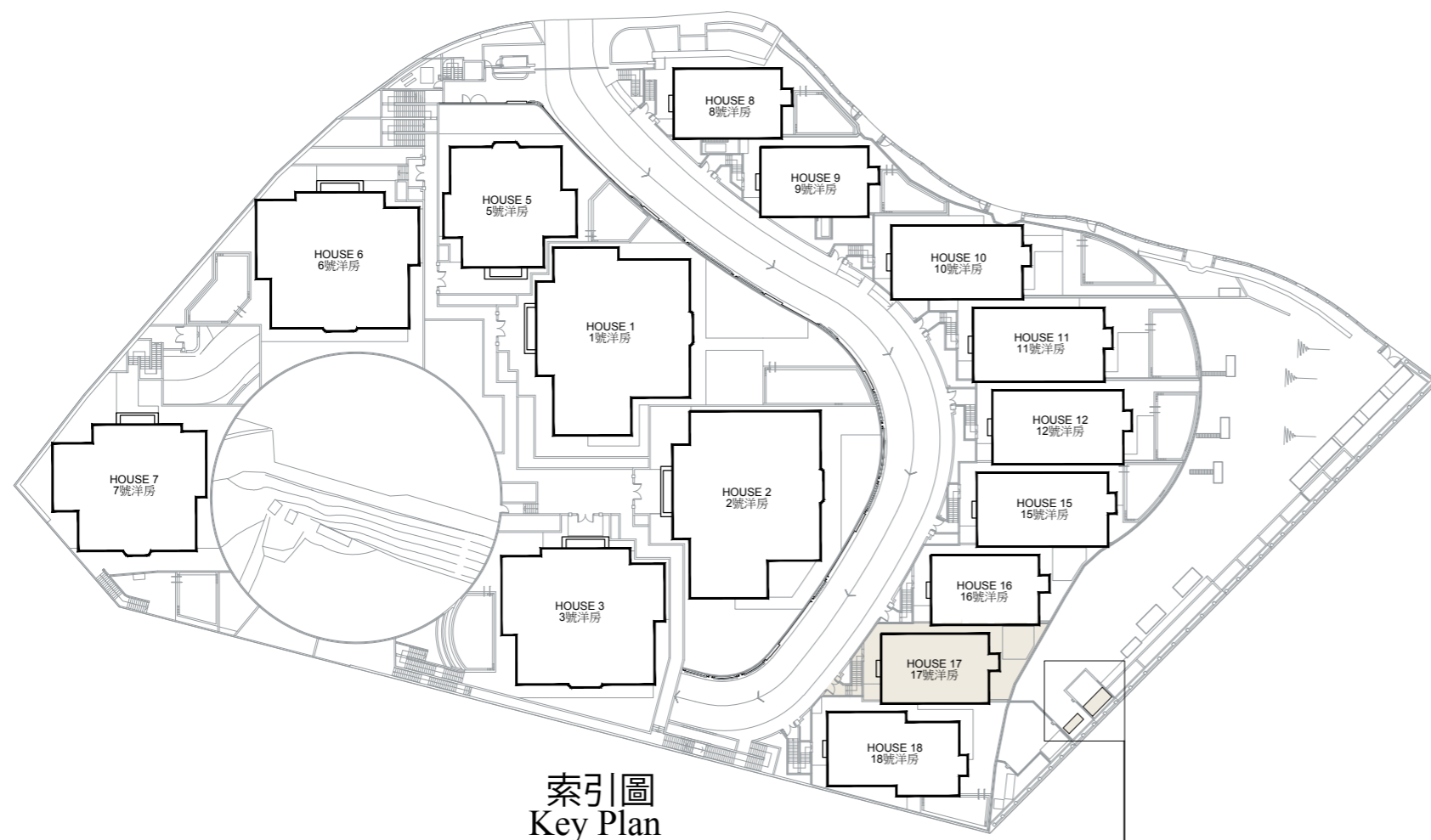
Notes: This part of House 17 has been altered by way of minor works, designated exempted works, or exempted works under the Buildings Ordinance after completion of the development, the latest condition of which is shown on the relevant latest layout plan. The alteration works are as follows:

1. Stove has been removed. Kitchen cabinet has been installed. Location and number of sink unit have been modified.
2. Kitchen cabinet has been installed.
3. Partition wall and swing door have been modified. Toilet and sink unit have been shifted. Original folding door direction has been modified.
4. Alteration of metal railing.

備註：
1. 平面圖所列之尺寸數字為以毫米標示之建築結構尺寸。
2. 以上平面圖中顯示之名詞及簡稱請參閱本節之首頁。

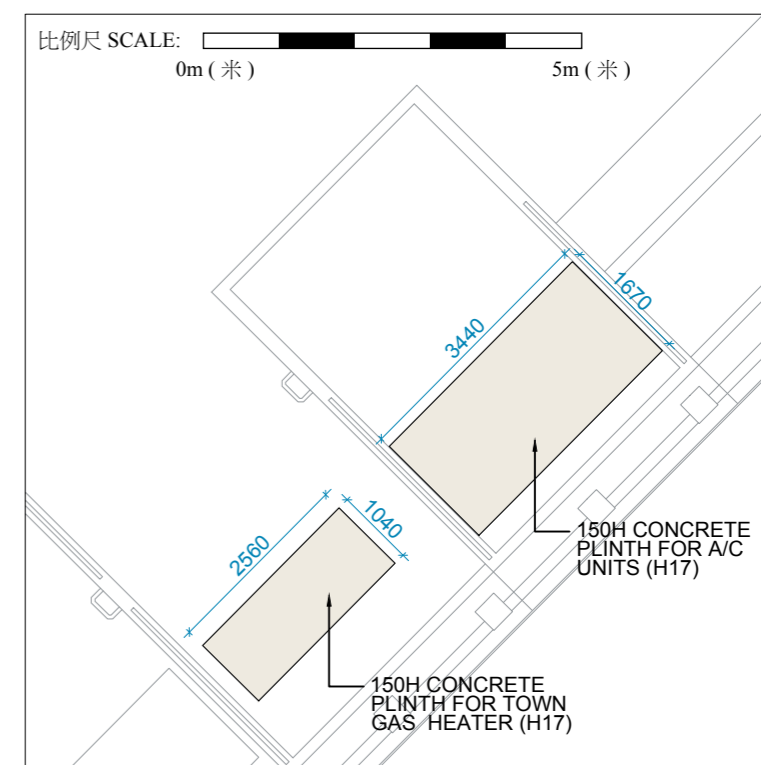
Notes:
1. The dimensions in the floor plans are all structural dimensions in millimeter.
2. Please refer to the first page of this section of this sales brochure for legend of the terms and abbreviation shown on the floor plan above.

17 號洋房地下主層平面圖
House 17 Master Ground Floor Plan



索引圖
Key Plan

17 號洋房地下主層部分平面圖
Part Plan For House 17 Master Ground Floor Plan



17 號洋房地下主層部分平面圖
Part Plan For House 17 Master Ground Floor Plan

備註：

1. 平面圖所列之尺寸數字為以毫米標示之建築結構尺寸。
2. 以上平面圖中顯示之名詞及簡稱請參閱本節之首頁。

Notes:

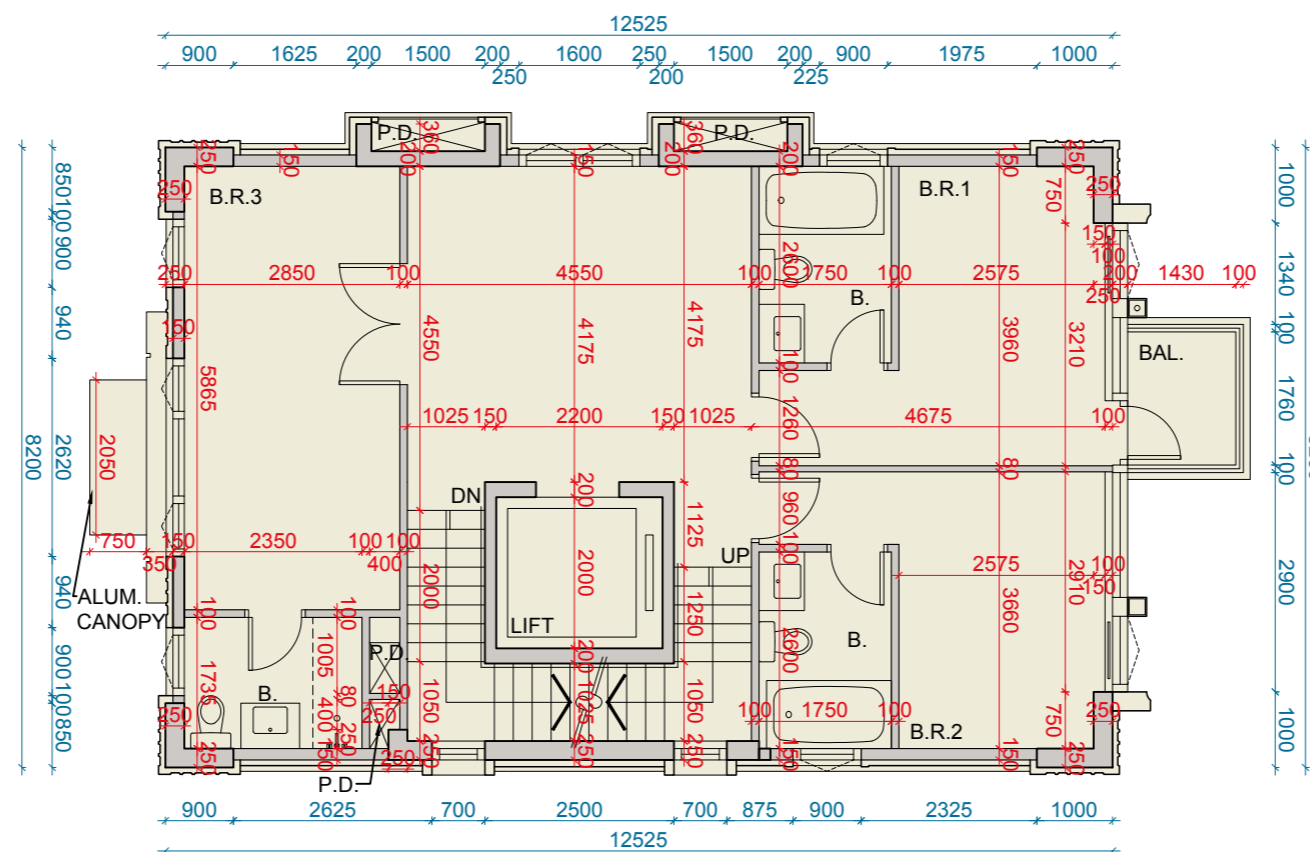
1. The dimensions in the floor plans are all structural dimensions in millimeter.
2. Please refer to the first page of this section of this sales brochure for legend of the terms and abbreviation shown on the floor plan above.

因住宅物業的較高樓層的結構牆的厚度遞減，較高樓層的內部面積，一般比較低樓層的內部面積稍大。（註：此根據《一手住宅物業銷售條例》附表 1 第一部第 10(2)(e) 條所規定的陳述並不適用於本發展項目。）

The internal areas of the residential properties on the upper floors will generally be slightly larger than those on the lower floors because of the reducing thickness of the structural walls on the upper floors. (Note: This statement requested under Section 10(2)(e) in Part 1 of Schedule 1 of the Residential Properties (First-hand Sales) Ordinance is not applicable to the Development.)

17 號洋房一樓平面圖
House 17 First Floor Plan

根據批准建築圖則
As Per Approved General Building Plan



比例尺 SCALE: 0m (米) 5m (米)

17 號洋房 House 17	1 樓 First Floor
每個住宅物業的樓板 (不包括灰泥) 的厚度 (毫米) The thickness of the floor slabs (excluding plaster) of each residential property (mm)	150, 175, 225
每個住宅物業的層與層之間的高度 (毫米) The floor-to-floor height of each residential property (mm)	3300, 3500, 3700

因住宅物業的較高樓層的結構牆的厚度遞減，較高樓層的內部面積，一般比較低樓層的內部面積稍大。(註：此根據《一手住宅物業銷售條例》附表 1 第一部第 10(2)(e) 條所規定的陳述並不適用於本發展項目。)
The internal areas of the residential properties on the upper floors will generally be slightly larger than those on the lower floors because of the reducing thickness of the structural walls on the upper floors. (Note: This statement requested under Section 10(2)(e) in Part 1 of Schedule 1 of the Residential Properties (First-hand Sales) Ordinance is not applicable to the Development.)

備註：

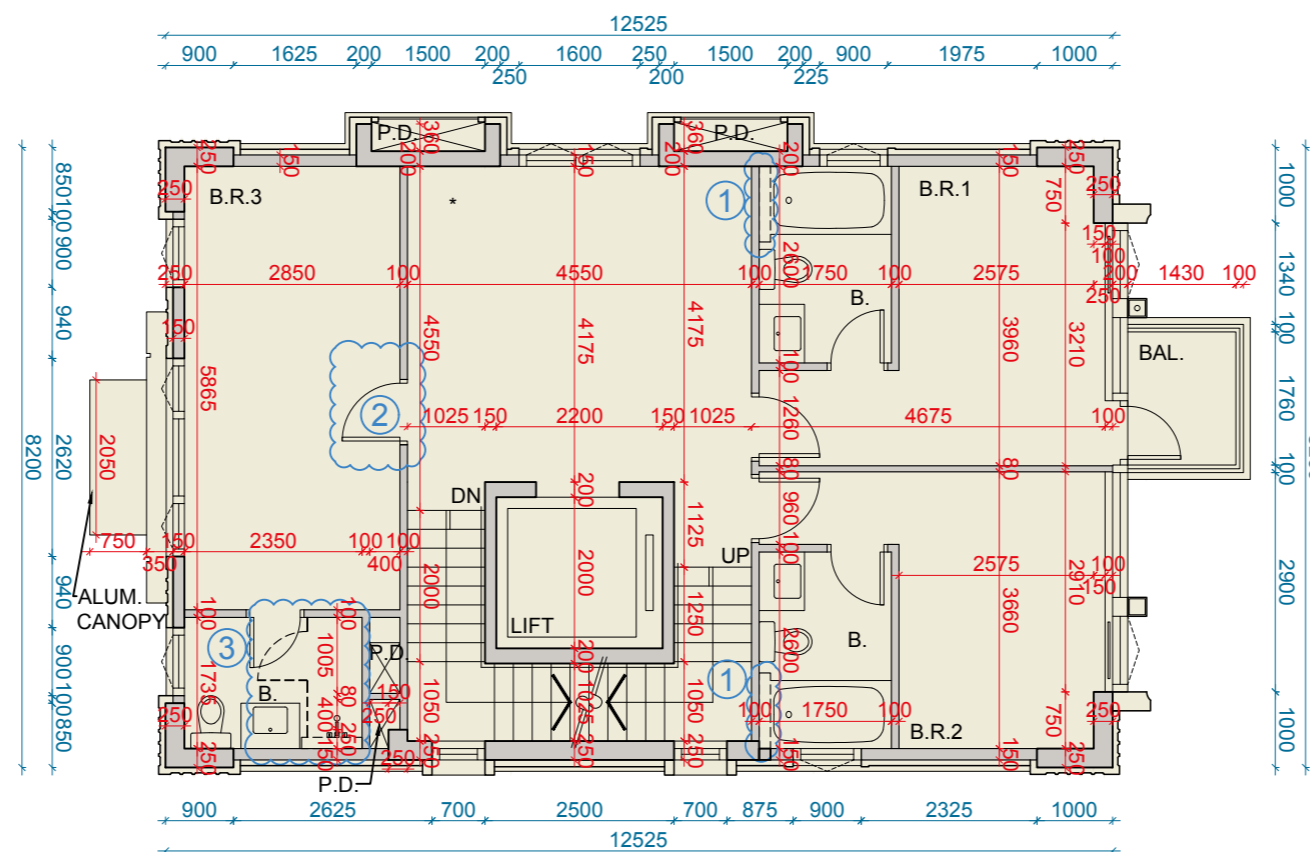
1. 平面圖所列之尺寸數字為以毫米標示之建築結構尺寸。
2. 以上平面圖中顯示之名詞及簡稱請參閱本節之首頁。

Notes:

1. The dimensions in the floor plans are all structural dimensions in millimeter.
2. Please refer to the first page of this section of this sales brochure for legend of the terms and abbreviation shown on the floor plan above.

17 號洋房一樓平面圖
House 17 First Floor Plan

現狀間隔平面圖
Latest Layout Plan



備註：17 號洋房此部份因在發展項目落成後進行小型工程、指定豁免工程或獲《建築物條例》豁免的工程而有所改動，現狀請參閱有關現狀間隔平面圖。該等改動如下：

1. 安裝飾面牆。
2. 修改間牆及拆除雙掩門。安裝掩門。
3. 安裝飾面牆、玻璃間隔及掩門。

Notes: This part of House 17 has been altered by way of minor works, designated exempted works, or exempted works under the Buildings Ordinance after completion of the development, the latest condition of which is shown on the relevant latest layout plan. The alteration works are as follows:

1. Furring wall has been installed.
2. Partition wall has been modified and double swing door has been removed. Swing door has been installed.
3. Furring wall, glass partition and swing door have been installed.

比例尺 SCALE: 0m (米) 5m (米)

17 號洋房 House 17	1 樓 First Floor
每個住宅物業的樓板 (不包括灰泥) 的厚度 (毫米) The thickness of the floor slabs (excluding plaster) of each residential property (mm)	150, 175, 225
每個住宅物業的層與層之間的高度 (毫米) The floor-to-floor height of each residential property (mm)	3300, 3500, 3700

因住宅物業的較高樓層的結構牆的厚度遞減，較高樓層的內部面積，一般比較低樓層的內部面積稍大。(註：此根據《一手住宅物業銷售條例》附表 1 第一部第 10(2)(e) 條所規定的陳述並不適用於本發展項目。)
The internal areas of the residential properties on the upper floors will generally be slightly larger than those on the lower floors because of the reducing thickness of the structural walls on the upper floors. (Note: This statement requested under Section 10(2)(e) in Part 1 of Schedule 1 of the Residential Properties (First-hand Sales) Ordinance is not applicable to the Development.)

備註：

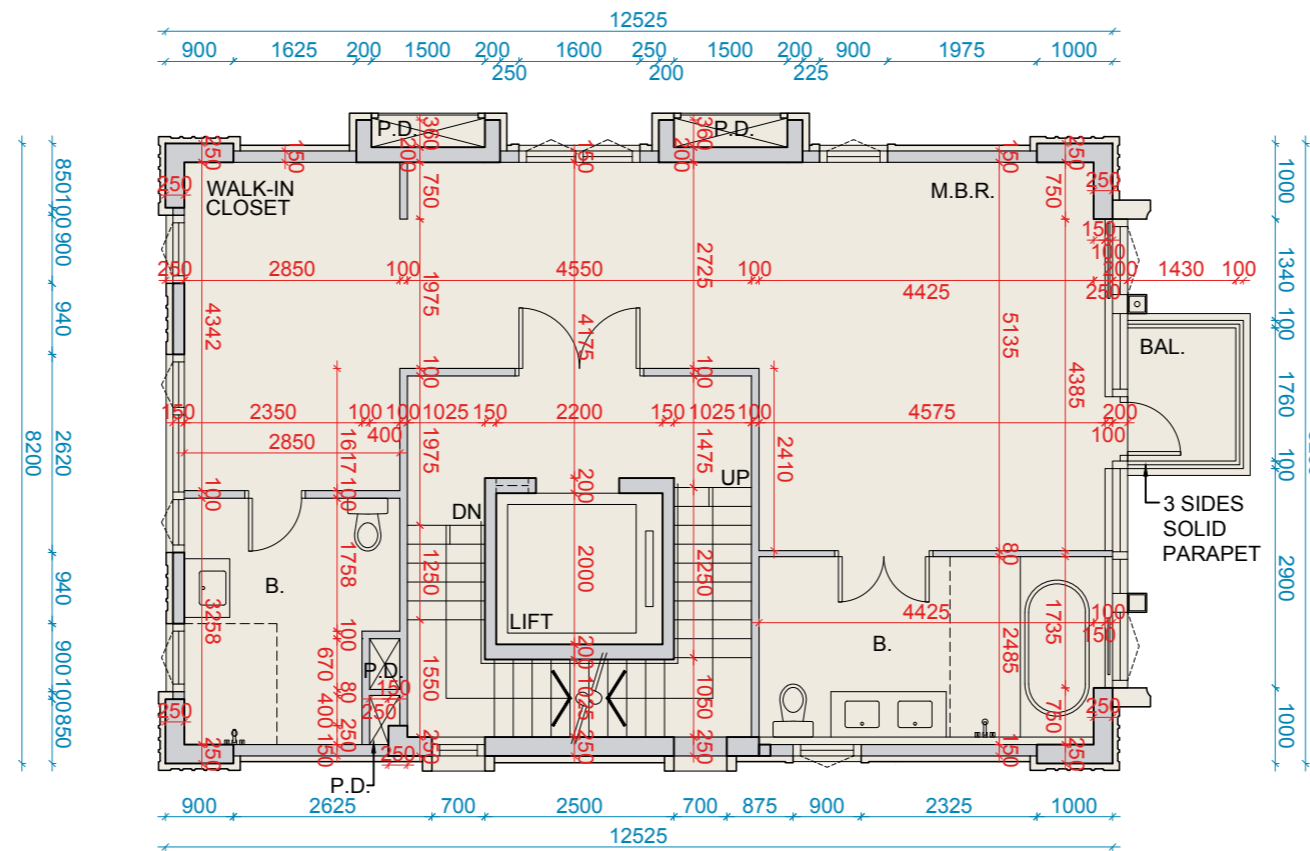
1. 平面圖所列之尺寸數字為以毫米標示之建築結構尺寸。
 2. 以上平面圖中顯示之名詞及簡稱請參閱本節之首頁。
- * 此空間在節錄 23 裝置、裝修物料及設備為起居室。

Notes:

1. The dimensions in the floor plans are all structural dimensions in millimeter.
 2. Please refer to the first page of this section of this sales brochure for legend of the terms and abbreviation shown on the floor plan above.
- * This space is shown as Family Room in Section 23 Fittings, Finishes and Appliances.

17 號洋房二樓平面圖
House 17 Second Floor Plan

根據批准建築圖則
As Per Approved General Building Plan



比例尺 SCALE: 0m (米) 5m (米)

17 號洋房 House 17	2 樓 Second Floor
每個住宅物業的樓板 (不包括灰泥) 的厚度 (毫米) The thickness of the floor slabs (excluding plaster) of each residential property (mm)	150, 175
每個住宅物業的層與層之間的高度 (毫米) The floor-to-floor height of each residential property (mm)	3500, 3700

因住宅物業的較高樓層的結構牆的厚度遞減，較高樓層的內部面積，一般比較低樓層的內部面積稍大。(註：此根據《一手住宅物業銷售條例》附表 1 第一部第 10(2)(e) 條所規定的陳述並不適用於本發展項目。)
The internal areas of the residential properties on the upper floors will generally be slightly larger than those on the lower floors because of the reducing thickness of the structural walls on the upper floors. (Note: This statement requested under Section 10(2)(e) in Part 1 of Schedule 1 of the Residential Properties (First-hand Sales) Ordinance is not applicable to the Development.)

備註：

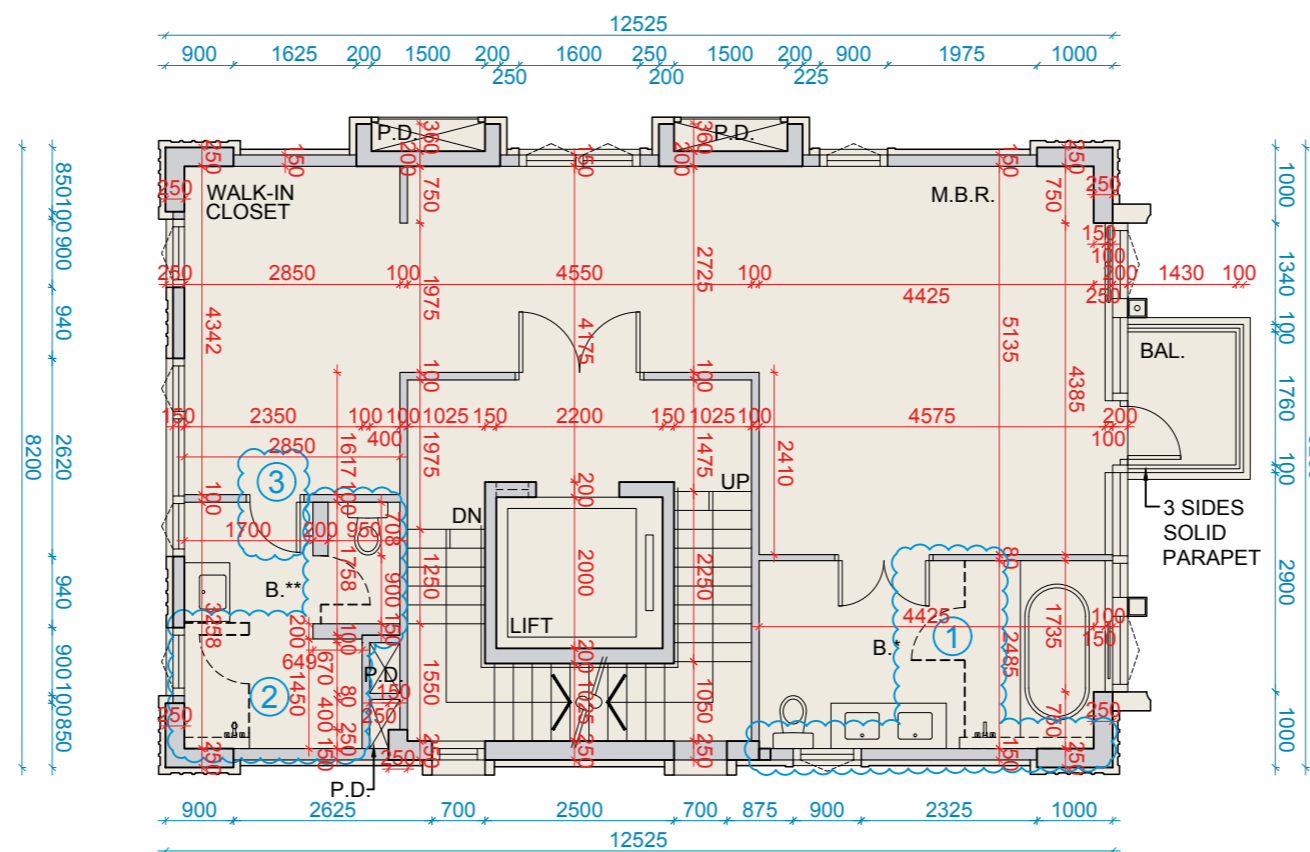
1. 平面圖所列之尺寸數字為以毫米標示之建築結構尺寸。
2. 以上平面圖中顯示之名詞及簡稱請參閱本節之首頁。

Notes:

1. The dimensions in the floor plans are all structural dimensions in millimeter.
2. Please refer to the first page of this section of this sales brochure for legend of the terms and abbreviation shown on the floor plan above.

17 號洋房二樓平面圖
House 17 Second Floor Plan

現狀間隔平面圖
Latest Layout Plan



備註：17 號洋房此部份因在發展項目落成後進行小型工程、指定豁免工程或獲《建築物條例》豁免的工程而有所改動，現狀請參閱有關現狀間隔平面圖。該等改動如下：

1. 修改飾面牆。安裝玻璃間隔及掩門。
2. 安裝間牆、飾面牆、玻璃間隔及掩門。
3. 修改間牆及掩門。對調掩門方向。

Notes: This part of House 17 has been altered by way of minor works, designated exempted works, or exempted works under the Buildings Ordinance after completion of the development, the latest condition of which is shown on the relevant latest layout plan. The alteration works are as follows:

1. Furring wall has been modified. Glass partition and swing door have been installed.
2. Partition wall, furring wall, glass partition and swing door have been installed.
3. Partition wall and swing door have been modified. Swing door direction has been mirrored.

比例尺 SCALE: 0m (米) 5m (米)

17 號洋房 House 17	2 樓 Second Floor
每個住宅物業的樓板 (不包括灰泥) 的厚度 (毫米) The thickness of the floor slabs (excluding plaster) of each residential property (mm)	150, 175
每個住宅物業的層與層之間的高度 (毫米) The floor-to-floor height of each residential property (mm)	3500, 3700

因住宅物業的較高樓層的結構牆的厚度遞減，較高樓層的內部面積，一般比較低樓層的內部面積稍大。(註：此根據《一手住宅物業銷售條例》附表 1 第一部第 10(2)(e) 條所規定的陳述並不適用於本發展項目。)
The internal areas of the residential properties on the upper floors will generally be slightly larger than those on the lower floors because of the reducing thickness of the structural walls on the upper floors. (Note: This statement requested under Section 10(2)(e) in Part 1 of Schedule 1 of the Residential Properties (First-hand Sales) Ordinance is not applicable to the Development.)

備註：

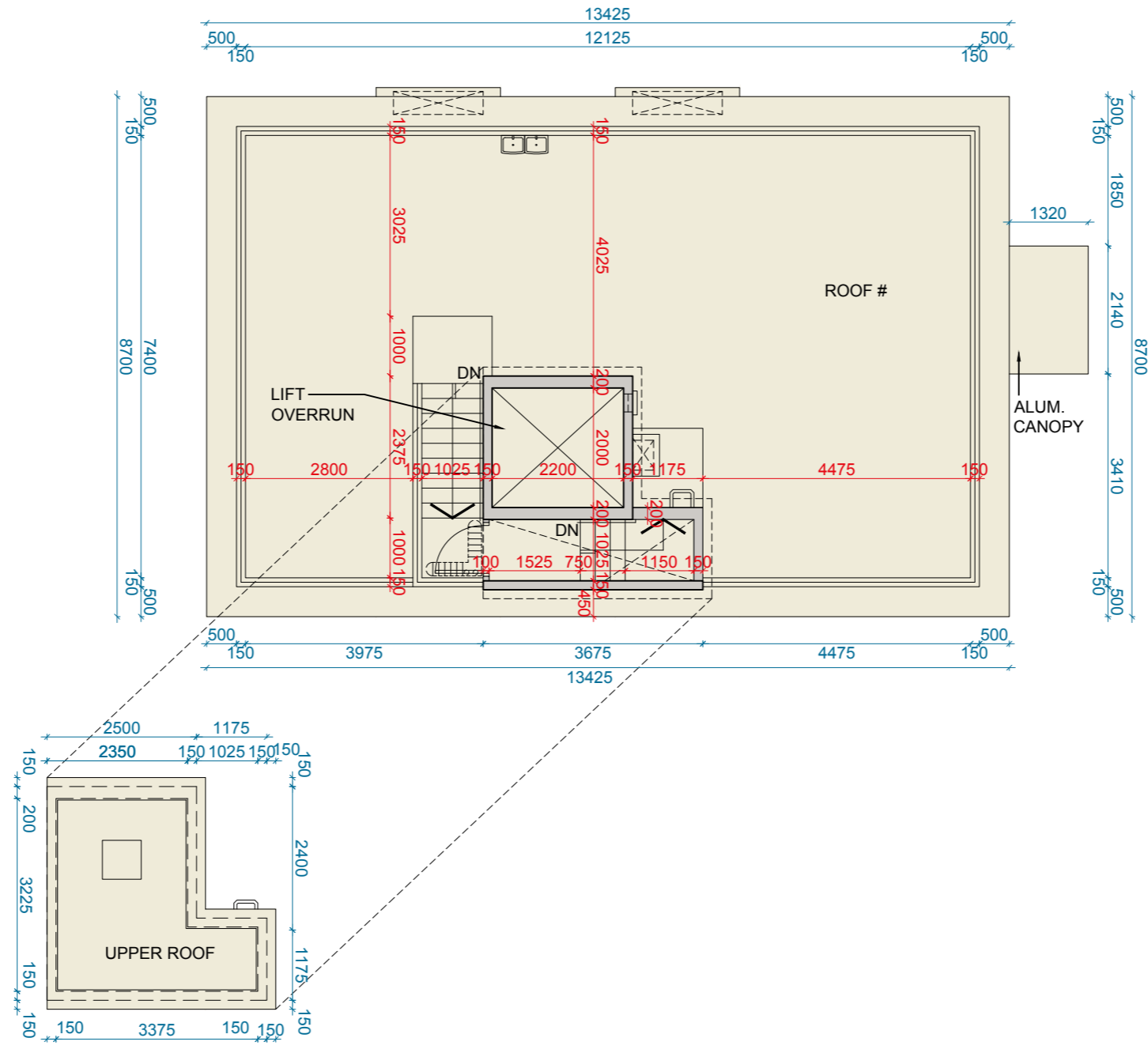
1. 平面圖所列之尺寸數字為以毫米標示之建築結構尺寸。
2. 以上平面圖中顯示之名詞及簡稱請參閱本節之首頁。
- * 此空間在節錄 23 裝置、裝修物料及設備為主人睡房浴室。
- ** 此空間在節錄 23 裝置、裝修物料及設備為步入式衣帽間浴室。

Notes:

1. The dimensions in the floor plans are all structural dimensions in millimeter.
2. Please refer to the first page of this section of this sales brochure for legend of the terms and abbreviation shown on the floor plan above.
- * This space is shown as Master Bedroom Bathroom in Section 23 Fittings, Finishes and Appliances.
- ** This space is shown as Walk-In Closet Bathroom in Section 23 Fittings, Finishes and Appliances.

17 號洋房天台平面圖
House 17 Roof Plan

根據批准建築圖則
As Per Approved General Building Plan



比例尺 SCALE: 0m (米) 5m (米)

17 號洋房 House 17	天台 Roof
每個住宅物業的樓板 (不包括灰泥) 的厚度 (毫米)^ The thickness of the floor slabs (excluding plaster) of each residential property (mm)^	150
每個住宅物業的層與層之間的高度 (毫米)^ The floor-to-floor height of each residential property (mm)^	1615

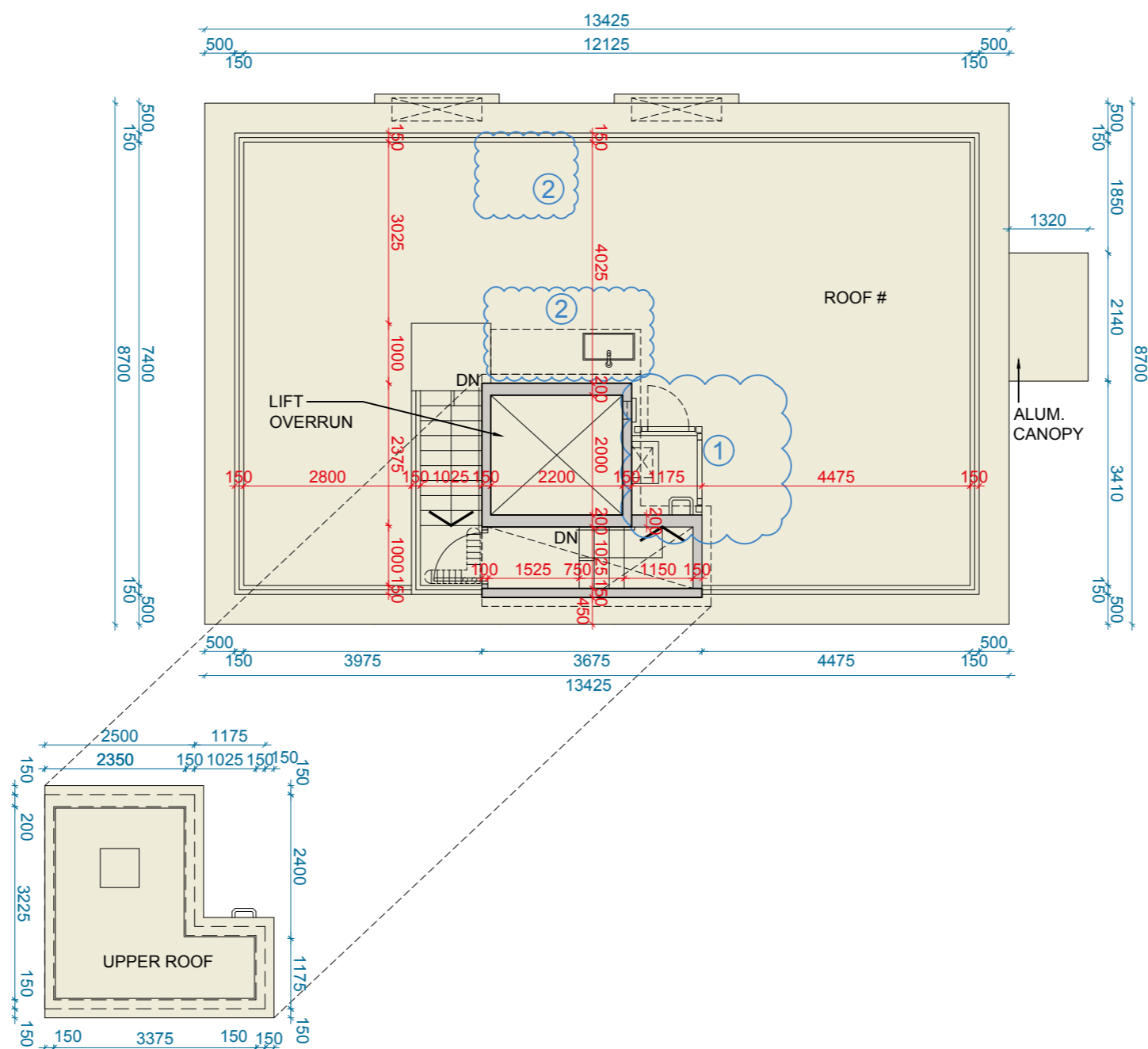
因住宅物業的較高樓層的結構牆的厚度遞減，較高樓層的內部面積，一般比較低樓層的內部面積稍大。(註：此根據《一手住宅物業銷售條例》附表 1 第一部第 10(2)(e) 條所規定的陳述並不適用於本發展項目。)
The internal areas of the residential properties on the upper floors will generally be slightly larger than those on the lower floors because of the reducing thickness of the structural walls on the upper floors. (Note: This statement requested under Section 10(2)(e) in Part 1 of Schedule 1 of the Residential Properties (First-hand Sales) Ordinance is not applicable to the Development.)

- 備註：
1. 平面圖所列之尺寸數字為以毫米標示之建築結構尺寸。
 2. 以上平面圖中顯示之名詞及簡稱請參閱本節之首頁。
- # 批准建築圖則所述之平台。
^ 只適用於梯屋。

- Notes:
1. The dimensions in the floor plans are all structural dimensions in millimeter.
 2. Please refer to the first page of this section of this sales brochure for legend of the terms and abbreviation shown on the floor plan above.
- # Flat roof under approved general building plans.
^ Applicable only to stairhood.

17 號洋房天台平面圖
House 17 Roof Plan

現狀間隔平面圖
Latest Layout Plan



備註：17 號洋房此部份因在發展項目落成後進行小型工程、指定豁免工程或獲《建築物條例》豁免的工程而有所改動，現狀請參閱有關現狀間隔平面圖。該等改動如下：

1. 豎設金屬欄杆。
2. 修改洗滌盆的位置及數量。

Notes: This part of House 17 has been altered by way of minor works, designated exempted works, or exempted works under the Buildings Ordinance after completion of the development, the latest condition of which is shown on the relevant latest layout plan. The alteration works are as follows:

1. Metal fence has been erected.
2. Location and number of sink unit have been modified.

比例尺 SCALE: 0m (米) 5m (米)

17 號洋房 House 17	天台 Roof
每個住宅物業的樓板 (不包括灰泥) 的厚度 (毫米) ^ The thickness of the floor slabs (excluding plaster) of each residential property (mm) ^	150
每個住宅物業的層與層之間的高度 (毫米) ^ The floor-to-floor height of each residential property (mm) ^	1615

因住宅物業的較高樓層的結構牆的厚度遞減，較高樓層的內部面積，一般比較低樓層的內部面積稍大。(註：此根據《一手住宅物業銷售條例》附表 1 第一部第 10(2)(e) 條所規定的陳述並不適用於本發展項目。)
The internal areas of the residential properties on the upper floors will generally be slightly larger than those on the lower floors because of the reducing thickness of the structural walls on the upper floors. (Note: This statement requested under Section 10(2)(e) in Part 1 of Schedule 1 of the Residential Properties (First-hand Sales) Ordinance is not applicable to the Development.)

備註：

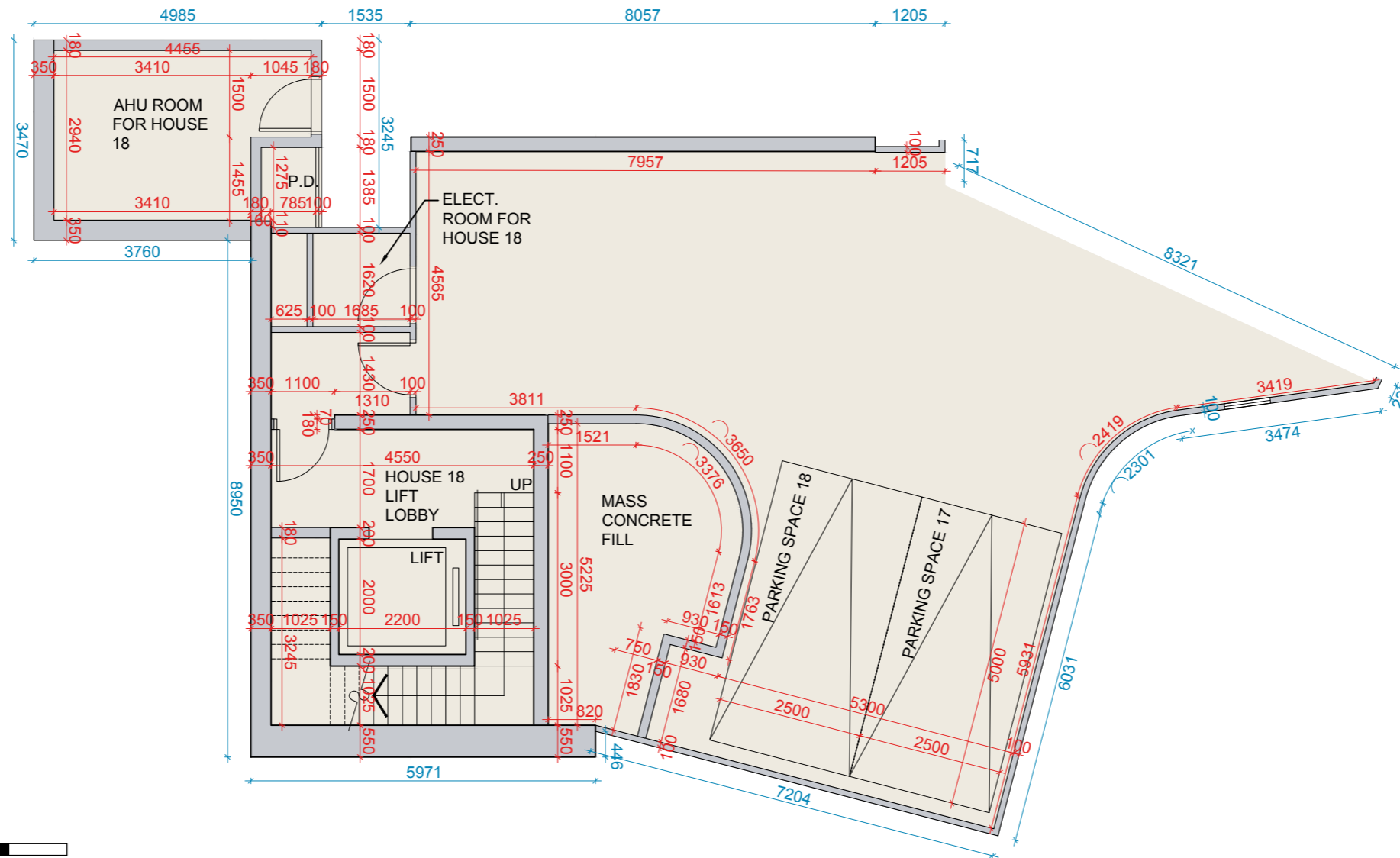
1. 平面圖所列之尺寸數字為以毫米標示之建築結構尺寸。
 2. 以上平面圖中顯示之名詞及簡稱請參閱本節之首頁。
- # 批准建築圖則所述之平台。
^ 只適用於梯屋。

Notes:

1. The dimensions in the floor plans are all structural dimensions in millimeter.
 2. Please refer to the first page of this section of this sales brochure for legend of the terms and abbreviation shown on the floor plan above.
- # Flat roof under approved general building plans.
^ Applicable only to stairhood.

18 號洋房停車場平面圖 (地下主低層*)
House 18 Carpark Floor Plan (Master Lower Ground Floor*)

根據批准建築圖則
As Per Approved General Building Plan



比例尺 SCALE: 0m (米) 5m (米)

18 號洋房 House 18	地下主低層 Master Lower Ground Floor
每個住宅物業的樓板 (不包括灰泥) 的厚度 (毫米) The thickness of the floor slabs (excluding plaster) of each residential property (mm)	200, 250, 800
每個住宅物業的層與層之間的高度 (毫米) The floor-to-floor height of each residential property (mm)	4550, 5500

因住宅物業的較高樓層的結構牆的厚度遞減, 較高樓層的內部面積, 一般比較低樓層的內部面積稍大。(註: 此根據《一手住宅物業銷售條例》附表 1 第一部第 10(2)(e) 條所規定的陳述並不適用於本發展項目。)
The internal areas of the residential properties on the upper floors will generally be slightly larger than those on the lower floors because of the reducing thickness of the structural walls on the upper floors. (Note: This statement requested under Section 10(2)(e) in Part 1 of Schedule 1 of the Residential Properties (First-hand Sales) Ordinance is not applicable to the Development.)

備註:

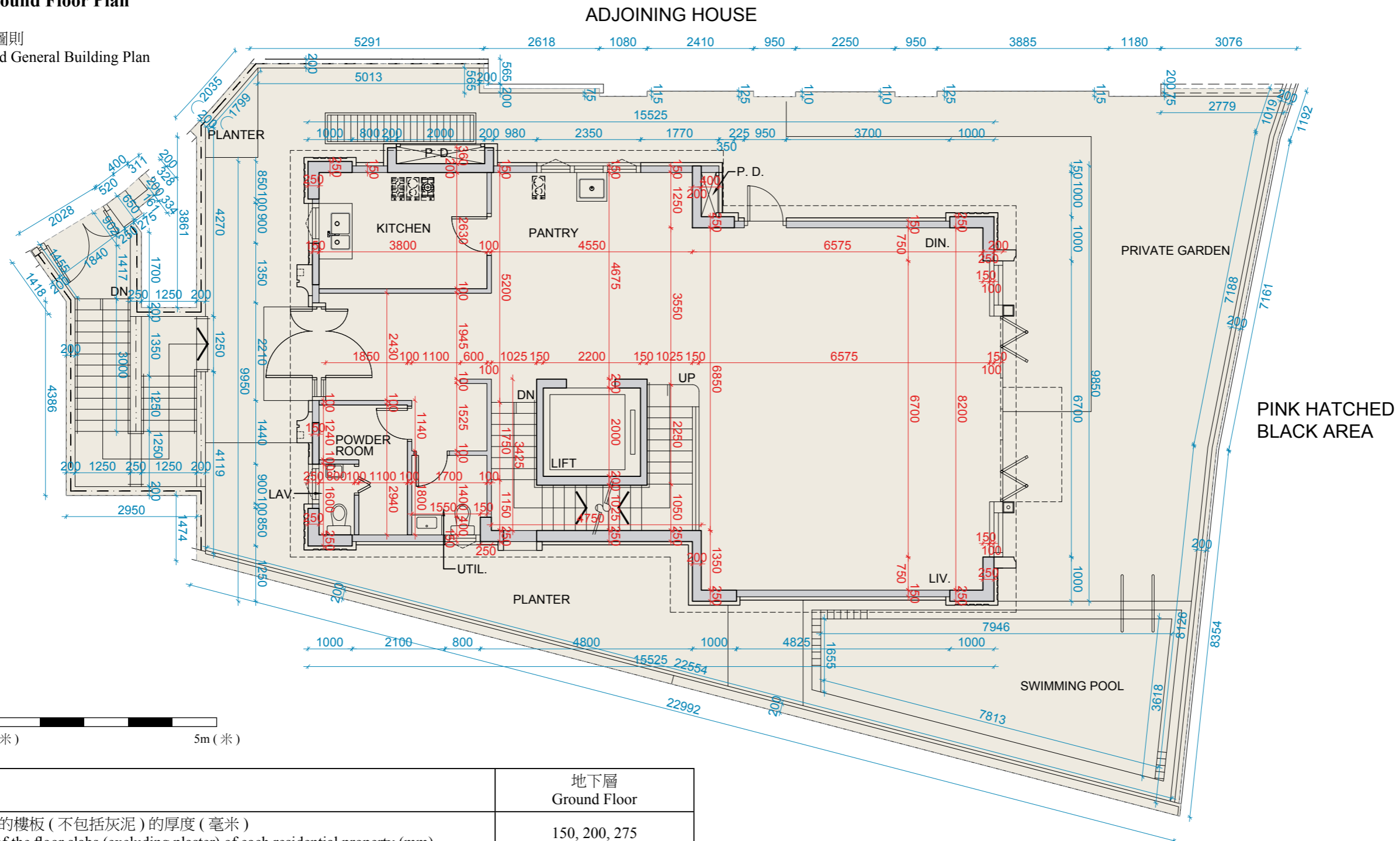
1. 平面圖所列之尺寸數字為以毫米標示之建築結構尺寸。
2. 以上平面圖中顯示之名詞及簡稱請參閱本節之首頁。
* 按批准建築圖則所述之樓層。

Notes:

1. The dimensions in the floor plans are all structural dimensions in millimeter.
2. Please refer to the first page of this section of this sales brochure for legend of the terms and abbreviation shown on the floor plan above.
* floor numbering as per approved general building plans.

18 號洋房地下層平面圖
House 18 Ground Floor Plan

根據批准建築圖則
As Per Approved General Building Plan



比例尺 SCALE: 0m (米) 5m (米)

18 號洋房 House 18	地下層 Ground Floor
每個住宅物業的樓板 (不包括灰泥) 的厚度 (毫米) The thickness of the floor slabs (excluding plaster) of each residential property (mm)	150, 200, 275
每個住宅物業的層與層之間的高度 (毫米) The floor-to-floor height of each residential property (mm)	4500

因住宅物業的較高樓層的結構牆的厚度遞減，較高樓層的內部面積，一般比較低樓層的內部面積稍大。(註：此根據《一手住宅物業銷售條例》附表 1 第一部第 10(2)(e) 條所規定的陳述並不適用於本發展項目。)
The internal areas of the residential properties on the upper floors will generally be slightly larger than those on the lower floors because of the reducing thickness of the structural walls on the upper floors. (Note: This statement requested under Section 10(2)(e) in Part 1 of Schedule 1 of the Residential Properties (First-hand Sales) Ordinance is not applicable to the Development.)

備註：

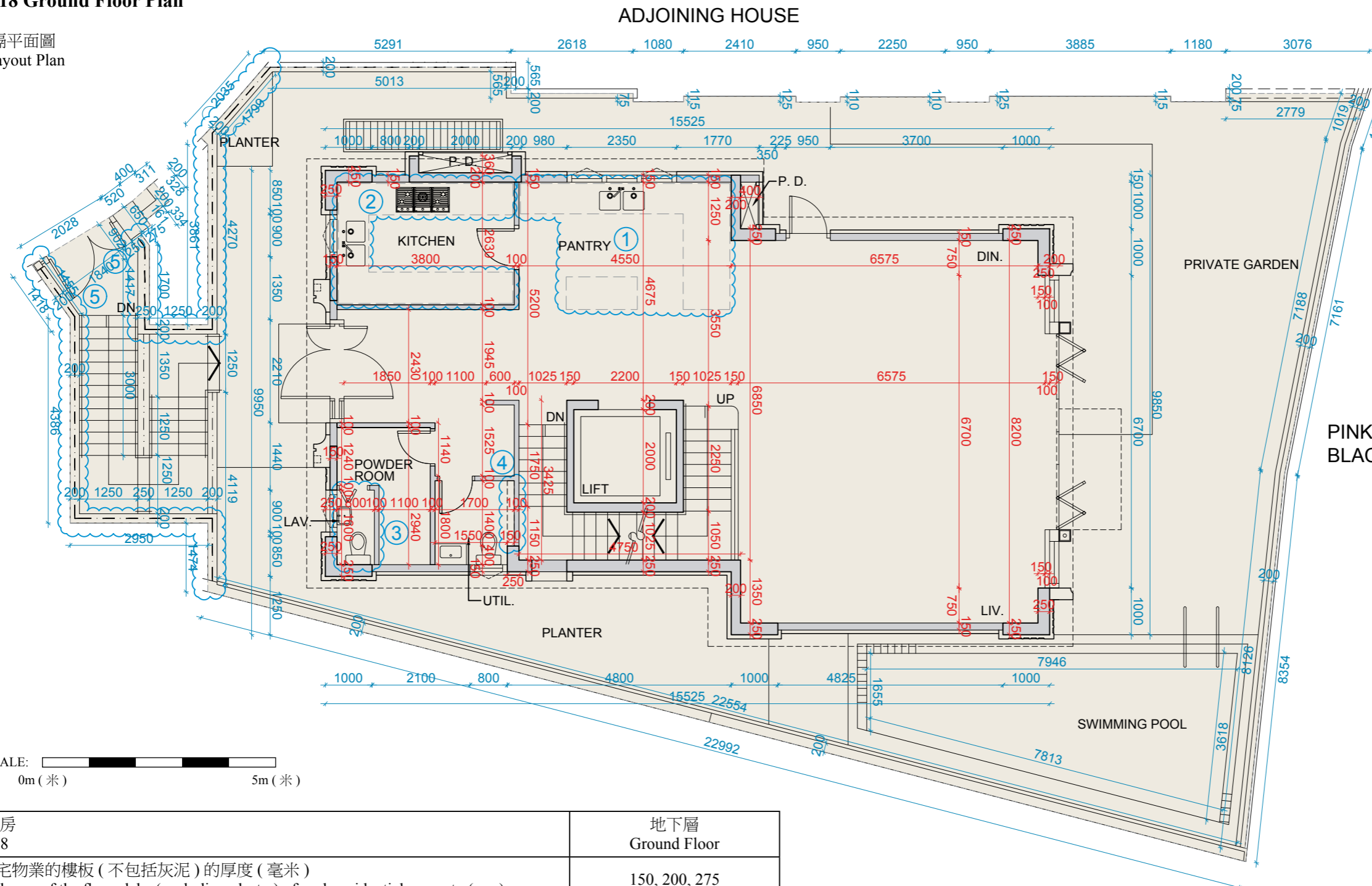
1. 平面圖所列之尺寸數字為以毫米標示之建築結構尺寸。
2. 以上平面圖中顯示之名詞及簡稱請參閱本節之首頁。

Notes:

1. The dimensions in the floor plans are all structural dimensions in millimeter.
2. Please refer to the first page of this section of this sales brochure for legend of the terms and abbreviation shown on the floor plan above.

18 號洋房地下層平面圖
House 18 Ground Floor Plan

現狀間隔平面圖
Latest Layout Plan



備註：18 號洋房此部份因在發展項目落成後進行小型工程、指定豁免工程或獲《建築物條例》豁免的工程而有所改動，現狀請參閱有關現狀間隔平面圖。該等改動如下：

1. 拆除爐具。安裝廚櫃。修改洗滌盆的位置及數量。
2. 安裝廚櫃。
3. 修改間牆及摺門。洗滌盆移位。
4. 安裝飾面牆。
5. 改動金屬欄杆。

PINK HATCHED
BLACK AREA

Notes: This part of House 18 has been altered by way of minor works, designated exempted works, or exempted works under the Buildings Ordinance after completion of the development, the latest condition of which is shown on the relevant latest layout plan. The alteration works are as follows:

1. Stove has been removed. Kitchen cabinet has been installed. Location and number of sink unit have been modified.
2. Kitchen cabinet has been installed.
3. Partition wall and folding door have been modified. Sink unit has been shifted.
4. Furring wall has been installed.
5. Alteration of metal railing.

比例尺 SCALE: 0m (米) 5m (米)

18 號洋房 House 18	地下層 Ground Floor
每個住宅物業的樓板 (不包括灰泥) 的厚度 (毫米) The thickness of the floor slabs (excluding plaster) of each residential property (mm)	150, 200, 275
每個住宅物業的層與層之間的高度 (毫米) The floor-to-floor height of each residential property (mm)	4500

因住宅物業的較高樓層的結構牆的厚度遞減，較高樓層的內部面積，一般比較低樓層的內部面積稍大。(註：此根據《一手住宅物業銷售條例》附表 1 第一部第 10(2)(e) 條所規定的陳述並不適用於本發展項目。)

The internal areas of the residential properties on the upper floors will generally be slightly larger than those on the lower floors because of the reducing thickness of the structural walls on the upper floors. (Note: This statement requested under Section 10(2)(e) in Part 1 of Schedule 1 of the Residential Properties (First-hand Sales) Ordinance is not applicable to the Development.)

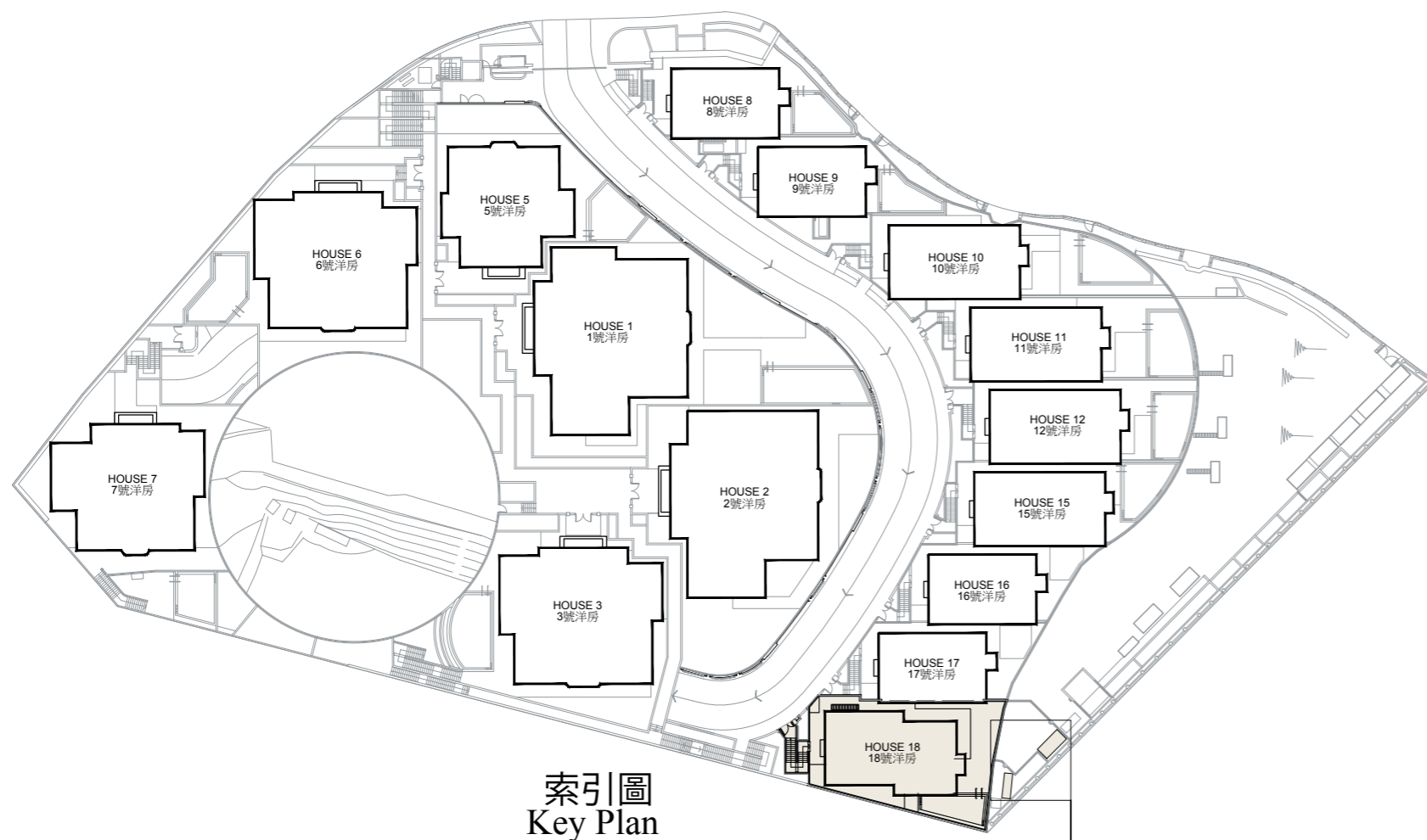
備註：

1. 平面圖所列之尺寸數字為以毫米標示之建築結構尺寸。
2. 以上平面圖中顯示之名詞及簡稱請參閱本節之首頁。

Notes:

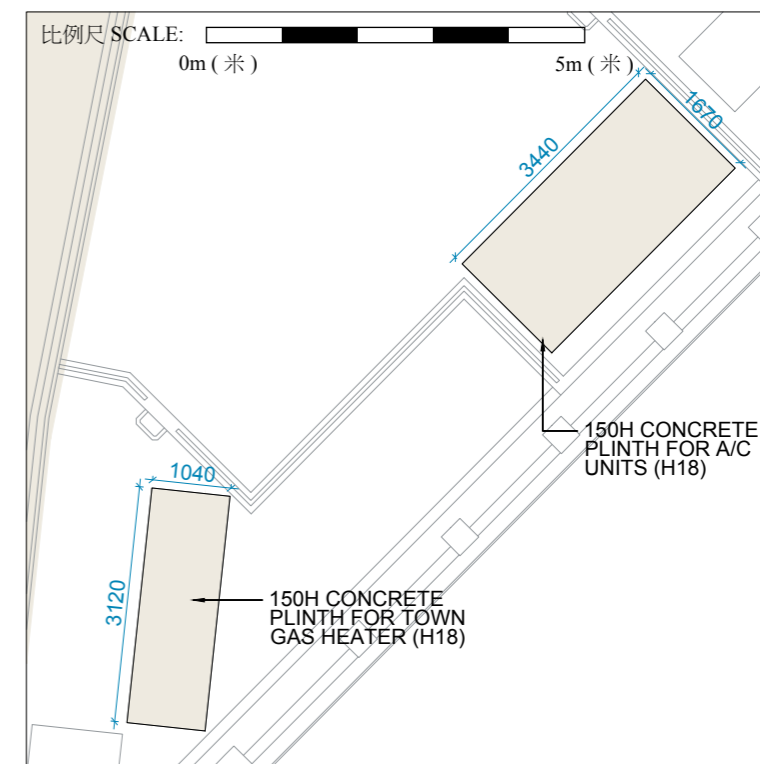
1. The dimensions in the floor plans are all structural dimensions in millimeter.
2. Please refer to the first page of this section of this sales brochure for legend of the terms and abbreviation shown on the floor plan above.

18 號洋房地下主層平面圖
House 18 Master Ground Floor Plan



索引圖
Key Plan

18 號洋房地下主層部分平面圖
Part Plan For House 18 Master Ground Floor Plan



18 號洋房地下主層部分平面圖
Part Plan For House 18 Master Ground Floor Plan

備註：

1. 平面圖所列之尺寸數字為以毫米標示之建築結構尺寸。
2. 以上平面圖中顯示之名詞及簡稱請參閱本節之首頁。

Notes:

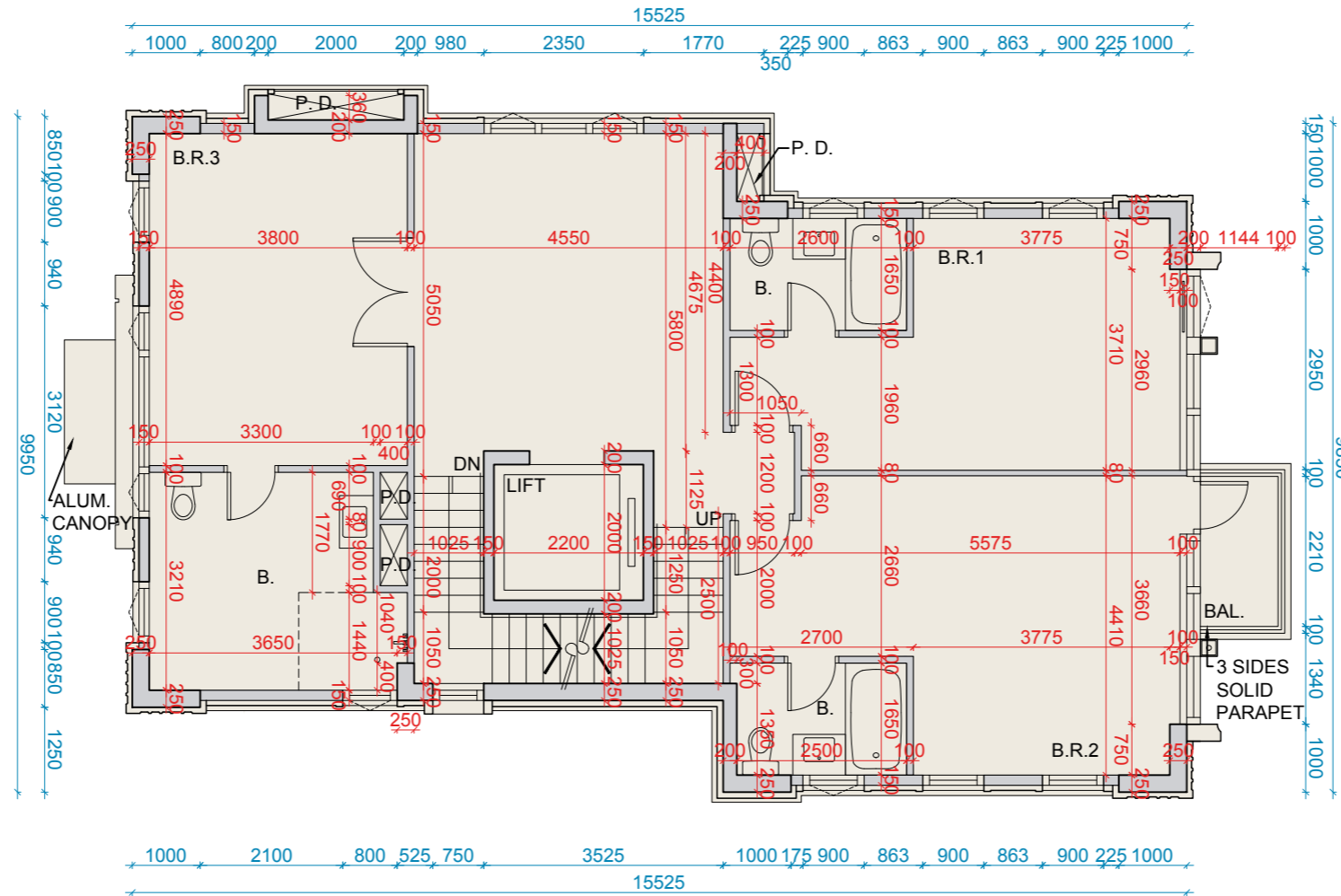
1. The dimensions in the floor plans are all structural dimensions in millimeter.
2. Please refer to the first page of this section of this sales brochure for legend of the terms and abbreviation shown on the floor plan above.

因住宅物業的較高樓層的結構牆的厚度遞減，較高樓層的內部面積，一般比較低樓層的內部面積稍大。（註：此根據《一手住宅物業銷售條例》附表 1 第一部第 10(2)(e) 條所規定的陳述並不適用於本發展項目。）

The internal areas of the residential properties on the upper floors will generally be slightly larger than those on the lower floors because of the reducing thickness of the structural walls on the upper floors. (Note: This statement requested under Section 10(2)(e) in Part 1 of Schedule 1 of the Residential Properties (First-hand Sales) Ordinance is not applicable to the Development.)

18 號洋房一樓平面圖
House 18 First Floor Plan

根據批准建築圖則
As Per Approved General Building Plan



比例尺 SCALE: 0m (米) 5m (米)

18 號洋房 House 18	1 樓 First Floor
每個住宅物業的樓板 (不包括灰泥) 的厚度 (毫米) The thickness of the floor slabs (excluding plaster) of each residential property (mm)	150, 175, 200, 275
每個住宅物業的層與層之間的高度 (毫米) The floor-to-floor height of each residential property (mm)	3500

因住宅物業的較高樓層的結構牆的厚度遞減，較高樓層的內部面積，一般比較低樓層的內部面積稍大。(註：此根據《一手住宅物業銷售條例》附表 1 第一部第 10(2)(e) 條所規定的陳述並不適用於本發展項目。)
The internal areas of the residential properties on the upper floors will generally be slightly larger than those on the lower floors because of the reducing thickness of the structural walls on the upper floors. (Note: This statement requested under Section 10(2)(e) in Part 1 of Schedule 1 of the Residential Properties (First-hand Sales) Ordinance is not applicable to the Development.)

備註：

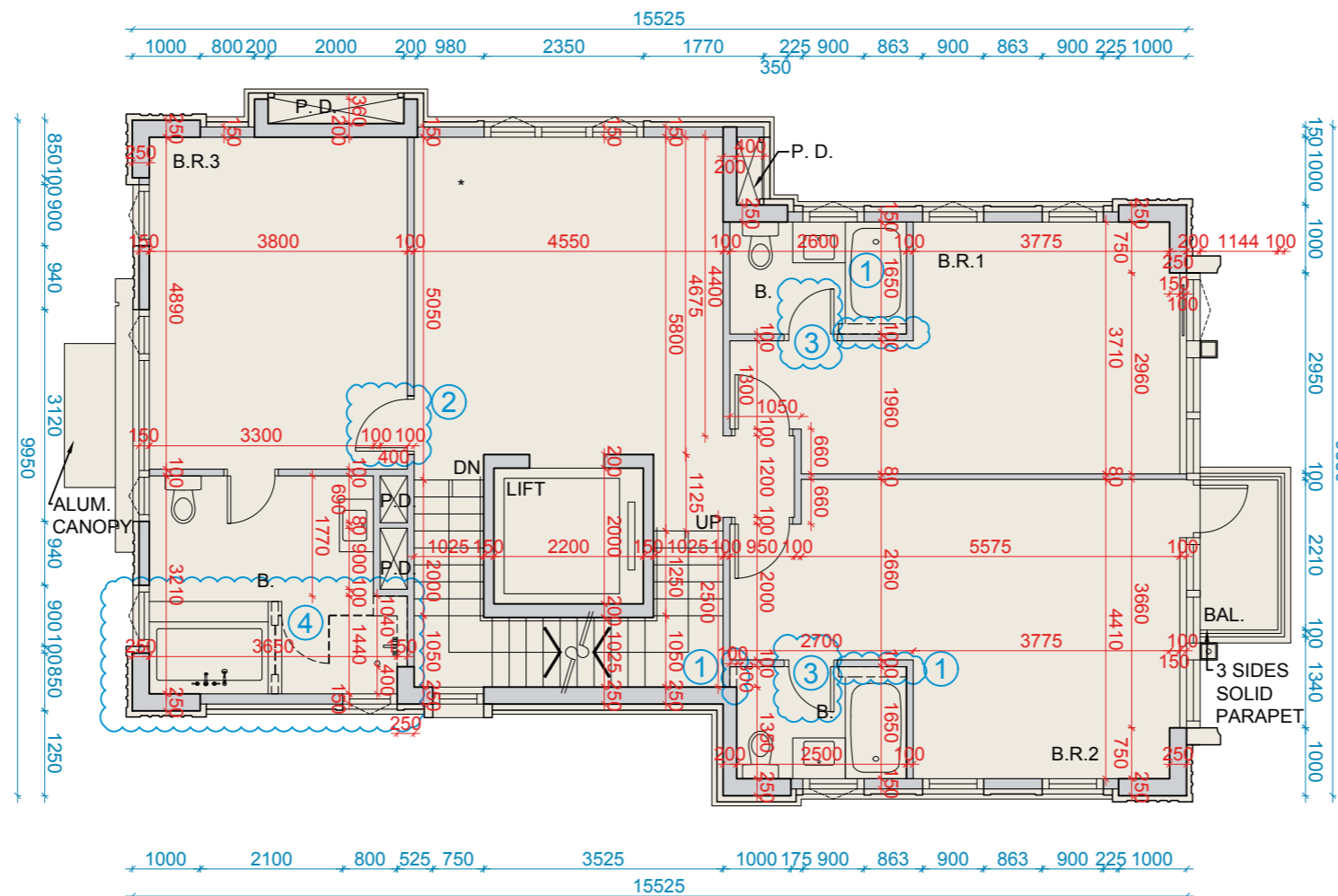
1. 平面圖所列之尺寸數字為以毫米標示之建築結構尺寸。
2. 以上平面圖中顯示之名詞及簡稱請參閱本節之首頁。

Notes:

1. The dimensions in the floor plans are all structural dimensions in millimeter.
2. Please refer to the first page of this section of this sales brochure for legend of the terms and abbreviation shown on the floor plan above.

18 號洋房一樓平面圖
House 18 First Floor Plan

現狀間隔平面圖
Latest Layout Plan



備註：18 號洋房此部份因在發展項目落成後進行小型工程、指定豁免工程或獲《建築物條例》豁免的工程而有所改動，現狀請參閱有關現狀間隔平面圖。該等改動如下：

1. 安裝飾面牆。
2. 修改間牆及拆除雙掩門。安裝掩門。
3. 對調原有掩門方向。
4. 安裝浴缸、飾面牆、玻璃間隔及掩門。

House 18 has been altered by way of minor works, designated exempted works, or exempted works under the Buildings Ordinance. The approximate location of the alteration is / are indicated on the relevant plan. The alteration work includes:

1. Furring wall has been installed.
2. Partition wall has been modified and double swing door has been removed. Swing door has been installed.
3. Original swing door direction has been mirrored.
4. Bathtub, furring wall, glass partition and swing door have been installed.

比例尺 SCALE: 0m (米) 5m (米)

18 號洋房 House 18	1 樓 First Floor
每個住宅物業的樓板 (不包括灰泥) 的厚度 (毫米) The thickness of the floor slabs (excluding plaster) of each residential property (mm)	150, 175, 200, 275
每個住宅物業的層與層之間的高度 (毫米) The floor-to-floor height of each residential property (mm)	3500

因住宅物業的較高樓層的結構牆的厚度遞減，較高樓層的內部面積，一般比較低樓層的內部面積稍大。(註：此根據《一手住宅物業銷售條例》附表 1 第一部第 10(2)(e) 條所規定的陳述並不適用於本發展項目。)
The internal areas of the residential properties on the upper floors will generally be slightly larger than those on the lower floors because of the reducing thickness of the structural walls on the upper floors. (Note: This statement requested under Section 10(2)(e) in Part 1 of Schedule 1 of the Residential Properties (First-hand Sales) Ordinance is not applicable to the Development.)

備註：

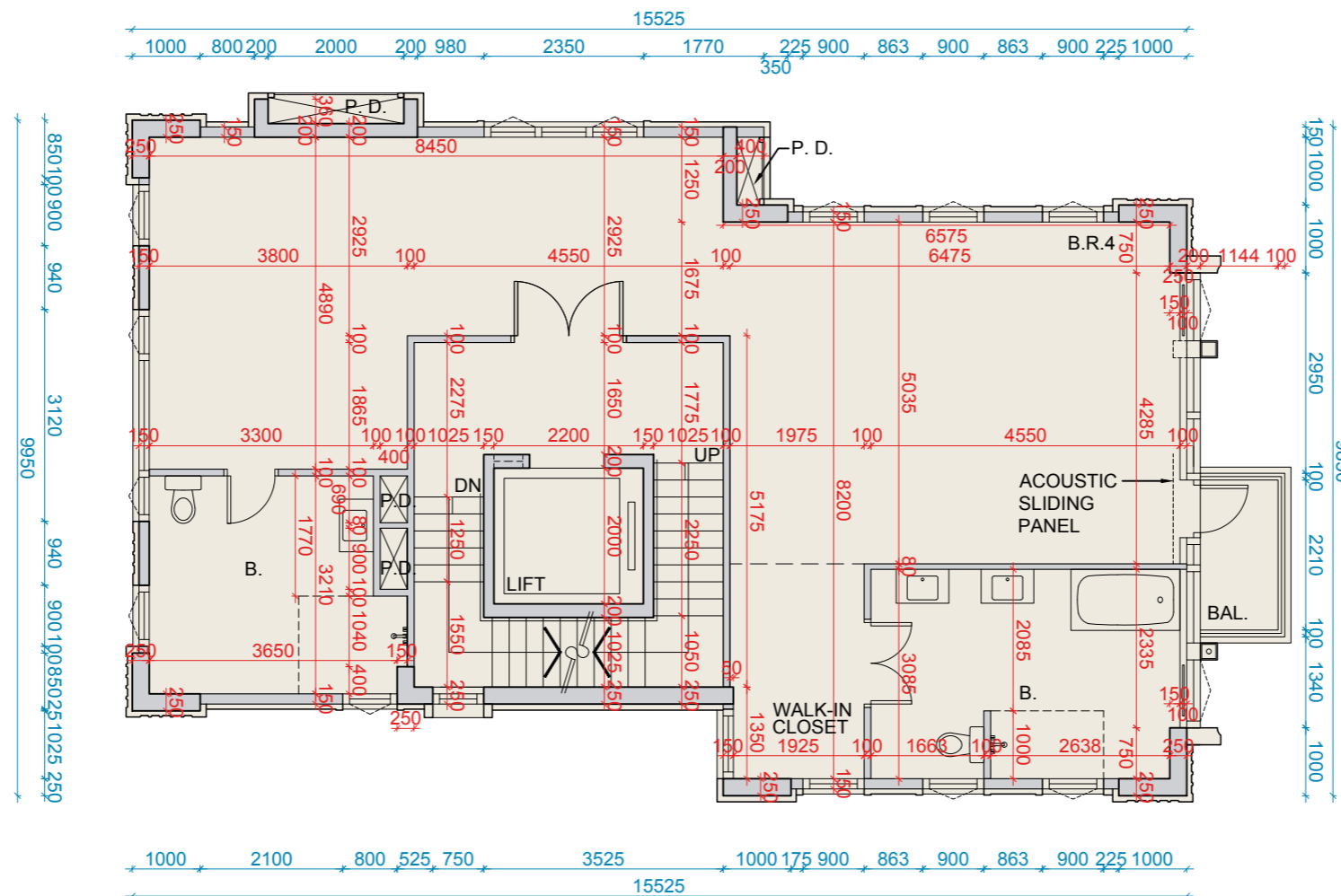
1. 平面圖所列之尺寸數字為以毫米標示之建築結構尺寸。
 2. 以上平面圖中顯示之名詞及簡稱請參閱本節之首頁。
- * 此空間在節錄 23 裝置、裝修物料及設備為起居室。

Notes:

1. The dimensions in the floor plans are all structural dimensions in millimeter.
 2. Please refer to the first page of this section of this sales brochure for legend of the terms and abbreviation shown on the floor plan above.
- * This space is shown as Family Room in Section 23 Fittings, Finishes and Appliances.

18 號洋房二樓平面圖
House 18 Second Floor Plan

根據批准建築圖則
As Per Approved General Building Plan



比例尺 SCALE: 0m (米) 5m (米)

18 號洋房 House 18	2 樓 Second Floor
每個住宅物業的樓板 (不包括灰泥) 的厚度 (毫米) The thickness of the floor slabs (excluding plaster) of each residential property (mm)	150, 200, 225
每個住宅物業的層與層之間的高度 (毫米) The floor-to-floor height of each residential property (mm)	3500

因住宅物業的較高樓層的結構牆的厚度遞減，較高樓層的內部面積，一般比較低樓層的內部面積稍大。(註：此根據《一手住宅物業銷售條例》附表 1 第一部第 10(2)(e) 條所規定的陳述並不適用於本發展項目。)
The internal areas of the residential properties on the upper floors will generally be slightly larger than those on the lower floors because of the reducing thickness of the structural walls on the upper floors. (Note: This statement requested under Section 10(2)(e) in Part 1 of Schedule 1 of the Residential Properties (First-hand Sales) Ordinance is not applicable to the Development.)

備註：

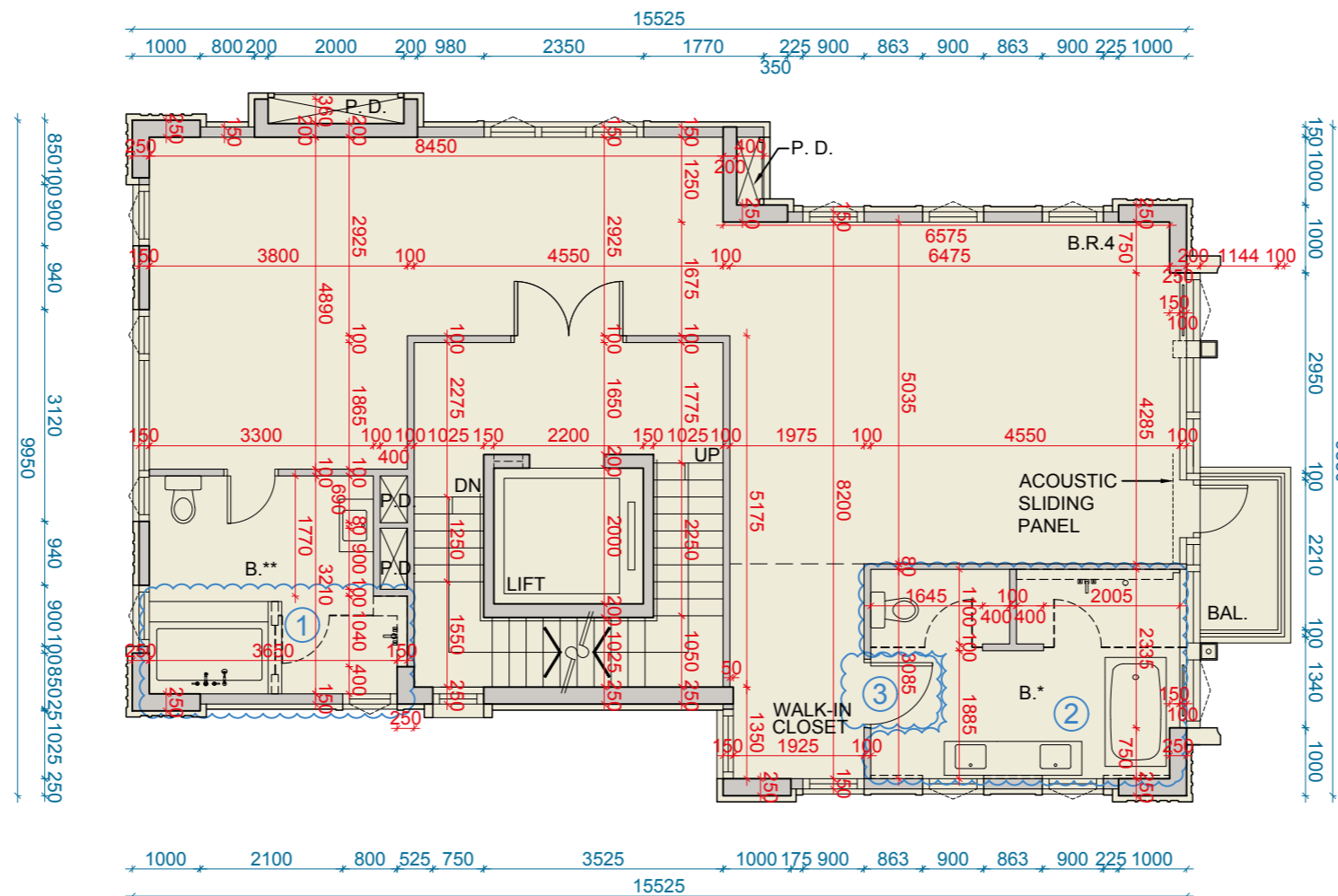
1. 平面圖所列之尺寸數字為以毫米標示之建築結構尺寸。
2. 以上平面圖中顯示之名詞及簡稱請參閱本節之首頁。

Notes:

1. The dimensions in the floor plans are all structural dimensions in millimeter.
2. Please refer to the first page of this section of this sales brochure for legend of the terms and abbreviation shown on the floor plan above.

18 號洋房二樓平面圖
House 18 Second Floor Plan

現狀間隔平面圖
Latest Layout Plan



備註：18 號洋房此部份因在發展項目落成後進行小型工程、指定豁免工程或獲《建築物條例》豁免的工程而有所改動，現狀請參閱有關現狀間隔平面圖。該等改動如下：

1. 安裝浴缸、飾面牆、玻璃間隔及掩門。
2. 安裝間牆、飾面牆、玻璃間隔及掩門。浴缸、沐浴花灑、坐廁及洗滌盆移位。
3. 修改間牆及拆除雙掩門。安裝掩門。

Notes: This part of House 18 has been altered by way of minor works, designated exempted works, or exempted works under the Buildings Ordinance after completion of the development, the latest condition of which is shown on the relevant latest layout plan. The alteration works are as follows:

1. Bathtub, furring wall, glass partition and swing door have been installed.
2. Partition wall, furring wall, glass partition and swing door have been installed. Bathtub, showerhead, toilet and sink unit have been shifted.
3. Partition wall has been modified and double swing door has been removed. Swing door has been installed.

比例尺 SCALE: 0m (米) 5m (米)

18 號洋房 House 18	2 樓 Second Floor
每個住宅物業的樓板 (不包括灰泥) 的厚度 (毫米) The thickness of the floor slabs (excluding plaster) of each residential property (mm)	150, 200, 225
每個住宅物業的層與層之間的高度 (毫米) The floor-to-floor height of each residential property (mm)	3500

因住宅物業的較高樓層的結構牆的厚度遞減，較高樓層的內部面積，一般比較低樓層的內部面積稍大。(註：此根據《一手住宅物業銷售條例》附表 1 第一部第 10(2)(e) 條所規定的陳述並不適用於本發展項目。)
The internal areas of the residential properties on the upper floors will generally be slightly larger than those on the lower floors because of the reducing thickness of the structural walls on the upper floors. (Note: This statement requested under Section 10(2)(e) in Part 1 of Schedule 1 of the Residential Properties (First-hand Sales) Ordinance is not applicable to the Development.)

備註：

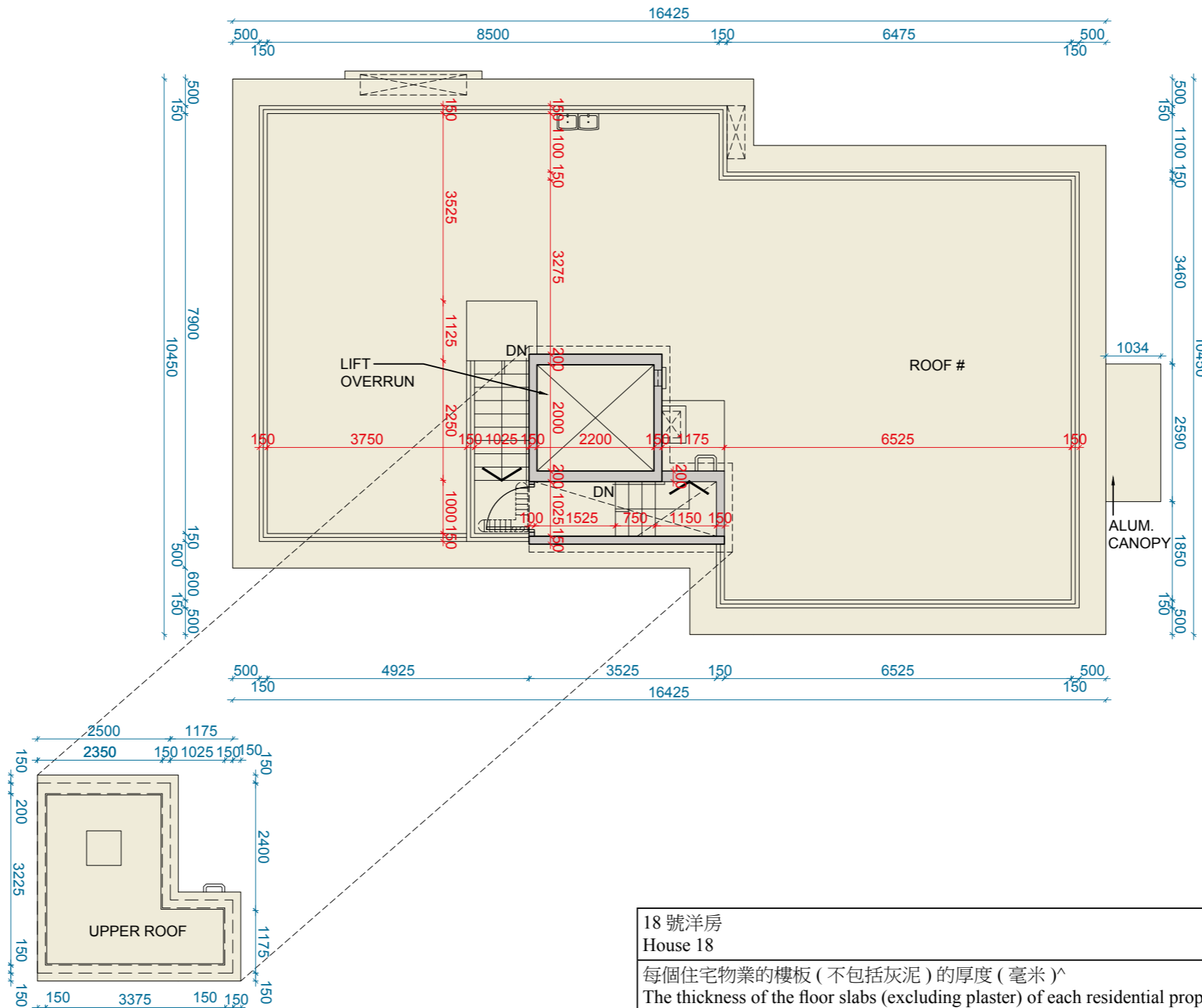
1. 平面圖所列之尺寸數字為以毫米標示之建築結構尺寸。
2. 以上平面圖中顯示之名詞及簡稱請參閱本節之首頁。
- * 此空間在節錄 23 裝置、裝修物料及設備為主人睡房浴室。
- ** 此空間在節錄 23 裝置、裝修物料及設備為步入式衣帽間浴室。

Notes:

1. The dimensions in the floor plans are all structural dimensions in millimeter.
2. Please refer to the first page of this section of this sales brochure for legend of the terms and abbreviation shown on the floor plan above.
- * This space is shown as Master Bedroom Bathroom in Section 23 Fittings, Finishes and Appliances.
- ** This space is shown as Walk-In Closet Bathroom in Section 23 Fittings, Finishes and Appliances.

18 號洋房天台平面圖
House 18 Roof Plan

根據批准建築圖則
As Per Approved General Building Plan



- 備註：
1. 平面圖所列之尺寸數字為以毫米標示之建築結構尺寸。
 2. 以上平面圖中顯示之名詞及簡稱請參閱本節之首頁。
- # 批准建築圖則所述之平台。
^ 只適用於梯屋。
- Notes:
1. The dimensions in the floor plans are all structural dimensions in millimeter.
 2. Please refer to the first page of this section of this sales brochure for legend of the terms and abbreviation shown on the floor plan above.
- # Flat roof under approved general building plans.
^ Applicable only to stairhood.

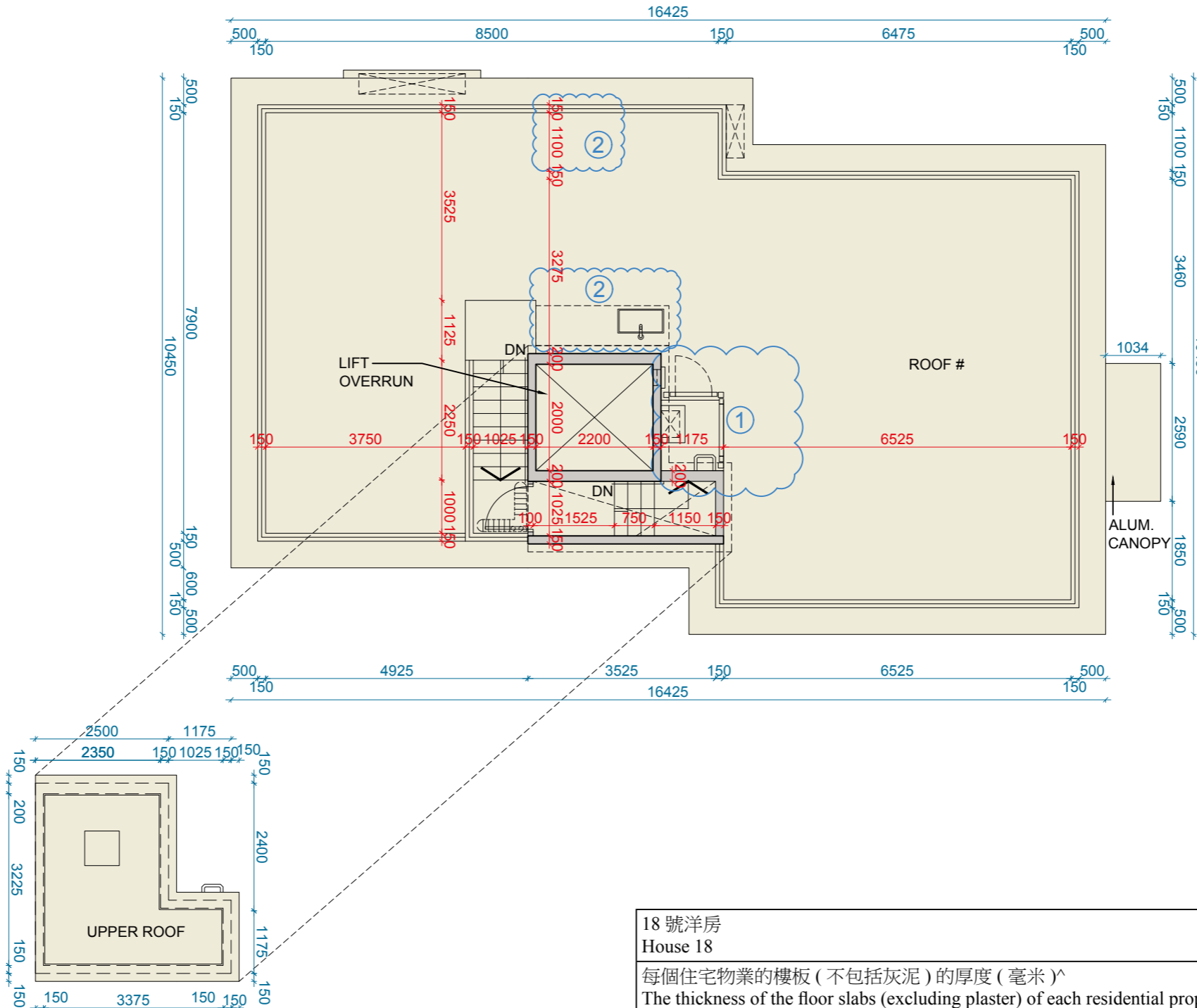
18 號洋房 House 18	天台 Roof
每個住宅物業的樓板 (不包括灰泥) 的厚度 (毫米)^ The thickness of the floor slabs (excluding plaster) of each residential property (mm)^	150
每個住宅物業的層與層之間的高度 (毫米)^ The floor-to-floor height of each residential property (mm)^	1615

因住宅物業的較高樓層的結構牆的厚度遞減，較高樓層的內部面積，一般比較低樓層的內部面積稍大。(註：此根據《一手住宅物業銷售條例》附表 1 第一部第 10(2)(e) 條所規定的陳述並不適用於本發展項目。)
The internal areas of the residential properties on the upper floors will generally be slightly larger than those on the lower floors because of the reducing thickness of the structural walls on the upper floors. (Note: This statement requested under Section 10(2)(e) in Part 1 of Schedule 1 of the Residential Properties (First-hand Sales) Ordinance is not applicable to the Development.)

比例尺 SCALE: 0m (米) 5m (米)

18 號洋房天台平面圖
House 18 Roof Plan

現狀間隔平面圖
Latest Layout Plan



備註：18 號洋房此部份因在發展項目落成後進行小型工程、指定豁免工程或獲《建築物條例》豁免的工程而有所改動，現狀請參閱有關現狀間隔平面圖。該等改動如下：

1. 豎設金屬欄杆。
2. 修改洗滌盆的位置及數量。

Notes: This part of House 18 has been altered by way of minor works, designated exempted works, or exempted works under the Buildings Ordinance after completion of the development, the latest condition of which is shown on the relevant latest layout plan. The alteration works are as follows:

1. Metal fence has been erected.
2. Location and number of sink unit have been modified.

備註：

1. 平面圖所列之尺寸數字為以毫米標示之建築結構尺寸。
 2. 以上平面圖中顯示之名詞及簡稱請參閱本節之首頁。
- # 批准建築圖則所述之平台。
^ 只適用於梯屋。

Notes:

1. The dimensions in the floor plans are all structural dimensions in millimeter.
 2. Please refer to the first page of this section of this sales brochure for legend of the terms and abbreviation shown on the floor plan above.
- # Flat roof under approved general building plans.
^ Applicable only to stairhood.

18 號洋房 House 18	天台 Roof
每個住宅物業的樓板 (不包括灰泥) 的厚度 (毫米)^ The thickness of the floor slabs (excluding plaster) of each residential property (mm)^	150
每個住宅物業的層與層之間的高度 (毫米)^ The floor-to-floor height of each residential property (mm)^	1615

因住宅物業的較高樓層的結構牆的厚度遞減，較高樓層的內部面積，一般比較低樓層的內部面積稍大。(註：此根據《一手住宅物業銷售條例》附表 1 第一部第 10(2)(e) 條所規定的陳述並不適用於本發展項目。)

The internal areas of the residential properties on the upper floors will generally be slightly larger than those on the lower floors because of the reducing thickness of the structural walls on the upper floors. (Note: This statement requested under Section 10(2)(e) in Part 1 of Schedule 1 of the Residential Properties (First-hand Sales) Ordinance is not applicable to the Development.)

比例尺 SCALE: 0m (米) 5m (米)

住宅物業的描述 Description of Residential Property	實用面積 (包括露台、工作平台及陽台 (如有)) 平方米 (平方呎) Saleable Area (including balcony, utility platform and verandah, if any) sq. metre (sq. ft.)	其他指明項目的面積 (不計算入實用面積) 平方米 (平方呎) Area of other specified items (Not included in the Saleable Area) sq. metre (sq.ft.)									
		空調機房 Air-conditioning plant room	窗台 Bay window	閣樓 Cockloft	平台 Flat roof	花園 Garden	停車位 Parking space	天台 Roof	梯屋 Stairhood	前庭 Terrace	庭院 Yard
1 號洋房 House 1	1083.229 (11660) Balcony 露台: 14.798 (159) Utility Platform 工作平台: - Verandah 陽台: -	27.958 (301)	-	-	-	437.018 (4704)	39.584 (426)	293.575 (3160)	13.441 (145)	-	-
2 號洋房 House 2	1121.627 (12073) Balcony 露台: 14.798 (159) Utility Platform 工作平台: - Verandah 陽台: -	30.180 (325)	-	-	-	356.864 (3841)	38.869 (418)	293.204 (3156)	13.441 (145)	-	-
3 號洋房 House 3	900.632 (9694) Balcony 露台: 14.798 (159) Utility Platform 工作平台: - Verandah 陽台: -	26.503 (285)	-	-	-	286.586 (3085)	42.363 (456)	237.729 (2559)	12.474 (134)	-	-
5 號洋房 House 5	621.950 (6695) Balcony 露台: 12.238 (132) Utility Platform 工作平台: - Verandah 陽台: -	17.382 (187)	-	-	-	222.096 (2391)	41.845 (450)	146.771 (1580)	11.888 (128)	-	-
6 號洋房 House 6	887.198 (9550) Balcony 露台: 14.798 (159) Utility Platform 工作平台: - Verandah 陽台: -	23.009 (248)	-	-	-	291.646 (3139)	38.799 (418)	237.729 (2559)	12.474 (134)	-	-
7 號洋房 House 7	746.155 (8032) Balcony 露台: 13.518 (146) Utility Platform 工作平台: - Verandah 陽台: -	22.392 (241)	-	-	-	318.379 (3427)	39.247 (422)	194.213 (2091)	12.411 (134)	-	-
8 號洋房 House 8	355.138 (3823) Balcony 露台: 5.998 (65) Utility Platform 工作平台: - Verandah 陽台: -	9.027 (97)	-	-	-	107.115 (1153)	42.970 (463)	75.817 (816)	7.144 (77)	-	-
9 號洋房 House 9	346.283 (3727) Balcony 露台: 5.998 (65) Utility Platform 工作平台: - Verandah 陽台: -	9.019 (97)	-	-	-	97.374 (1048)	44.750 (482)	75.817 (816)	7.144 (77)	-	-

每個住宅物業的實用面積，以及每一個露台、工作平台及陽台（如有）的樓面面積，是按照《一手住宅物業銷售條例》第 8 條計算得出的。其他指明項目的面積（不計算入實用面積）是按照《一手住宅物業銷售條例》附表 2 第 2 部計算得出的。

備註：

- 上述以平方呎列明之面積均以 1 平方米 = 10.764 平方呎換算並四捨五入至整數平方呎計算得出。平方呎與平方米之數字可能有些微差異。
- 不設 4 號、13 號及 14 號洋房。
- 本售樓說明書「發展項目中的住宅物業的面積」一節所列停車位之面積包括相關洋房之車房（車房於本售樓說明書「發展項目中的停車位的樓面平面圖」一節有所標示）之全部面積。批地文件指明車房內用作停放車輛的地方之面積，請參閱本售樓說明書「發展項目中的停車位的樓面平面圖」一節之車位面積。

The saleable area of each residential property and the floor area of every balcony, utility platform or verandah (if any) are calculated in accordance with section 8 of the Residential Properties (First-hand Sales) Ordinance. The areas of other specified items (not included in the saleable area) are calculated in accordance with Part 2 of Schedule 2 of the Residential Properties (First-hand Sales) Ordinance.

Note:

- The areas as specified above in square feet are converted at a rate of 1 square metre = 10.764 square feet and rounded to the nearest whole square foot, which may be slightly different from that shown in square metre.
- House 4, 13 and 14 are omitted.
- The area of the Parking Space specified in the section "Area of Residential Properties in the Development" in this sales brochure includes the area of the entire carport of the House (as indicated in the section "Floor Plans of Parking Spaces in the Development" in this sales brochure). For the area inside the carport which is designated under the land grant for the parking purpose, please refer to the area of parking space under the section "Floor Plans of Parking Spaces in the Development" in this sales brochure.

住宅物業的描述 Description of Residential Property	實用面積 (包括露台、工作平台及陽台 (如有)) 平方米 (平方呎) Saleable Area (including balcony, utility platform and verandah, if any) sq. metre (sq. ft.)	其他指明項目的面積 (不計算入實用面積) 平方米 (平方呎) Area of other specified items (Not included in the Saleable Area) sq. metre (sq.ft.)									
		空調機房 Air-conditioning plant room	窗台 Bay window	閣樓 Cockloft	平台 Flat roof	花園 Garden	停車位 Parking space	天台 Roof	梯屋 Stairhood	前庭 Terrace	庭院 Yard
10 號洋房 House 10	450.875 (4853) Balcony 露台: 6.000 (65) Utility Platform 工作平台: - Verandah 陽台: -	10.014 (108)	-	-	-	171.704 (1848)	46.208 (497)	104.178 (1121)	7.144 (77)	-	-
11 號洋房 House 11	439.031 (4726) Balcony 露台: 6.000 (65) Utility Platform 工作平台: - Verandah 陽台: -	14.485 (156)	-	-	-	172.545 (1857)	36.769 (396)	104.178 (1121)	7.144 (77)	-	-
12 號洋房 House 12	436.242 (4696) Balcony 露台: 6.000 (65) Utility Platform 工作平台: - Verandah 陽台: -	13.690 (147)	-	-	-	146.982 (1582)	43.884 (472)	104.178 (1121)	7.144 (77)	-	-
15 號洋房 House 15	448.830 (4831) Balcony 露台: 6.000 (65) Utility Platform 工作平台: - Verandah 陽台: -	12.739 (137)	-	-	-	116.433 (1253)	45.820 (493)	104.178 (1121)	7.144 (77)	-	-
16 號洋房 House 16	373.914 (4025) Balcony 露台: 5.998 (65) Utility Platform 工作平台: - Verandah 陽台: -	5.420 (58)	-	-	-	93.400 (1005)	45.060 (485)	75.817 (816)	7.144 (77)	-	-
17 號洋房 House 17	350.848 (3777) Balcony 露台: 5.998 (65) Utility Platform 工作平台: - Verandah 陽台: -	8.808 (95)	-	-	-	96.630 (1040)	40.720 (438)	75.817 (816)	7.144 (77)	-	-
18 號洋房 House 18	455.803 (4906) Balcony 露台: 5.996 (65) Utility Platform 工作平台: - Verandah 陽台: -	13.300 (143)	-	-	-	176.428 (1899)	96.574 (1040)	104.600 (1126)	7.144 (77)	-	-

每個住宅物業的實用面積，以及每一個露台、工作平台及陽台（如有）的樓面面積，是按照《一手住宅物業銷售條例》第 8 條計算得出的。其他指明項目的面積（不計算入實用面積）是按照《一手住宅物業銷售條例》附表 2 第 2 部計算得出的。

The saleable area of each residential property and the floor area of every balcony, utility platform or verandah (if any) are calculated in accordance with section 8 of the Residential Properties (First-hand Sales) Ordinance. The areas of other specified items (not included in the saleable area) are calculated in accordance with Part 2 of Schedule 2 of the Residential Properties (First-hand Sales) Ordinance.

備註：

- 上述以平方呎列明之面積均以 1 平方米 = 10.764 平方呎換算並四捨五入至整數平方呎計算得出。平方呎與平方米之數字可能有些微差異。
- 不設 4 號、13 號及 14 號洋房。
- 本售樓說明書「發展項目中的住宅物業的面積」一節所列停車位之面積包括相關洋房之車房（車房於本售樓說明書「發展項目中的停車位的樓面平面圖」一節有所標示）之全部面積。批地文件指明車房內用作停放車輛的地方之面積，請參閱本售樓說明書「發展項目中的停車位的樓面平面圖」一節之車位面積。

Note:




- The areas as specified above in square feet are converted at a rate of 1 square metre = 10.764 square feet and rounded to the nearest whole square foot, which may be slightly different from that shown in square metre.
- House 4, 13 and 14 are omitted.
- The area of the Parking Space specified in the section "Area of Residential Properties in the Development" in this sales brochure includes the area of the entire carport of the House (as indicated in the section "Floor Plans of Parking Spaces in the Development" in this sales brochure). For the area inside the carport which is designated under the land grant for the parking purpose, please refer to the area of parking space under the section "Floor Plans of Parking Spaces in the Development" in this sales brochure.


地下主低層平面圖

Master Lower Ground Floor Plan

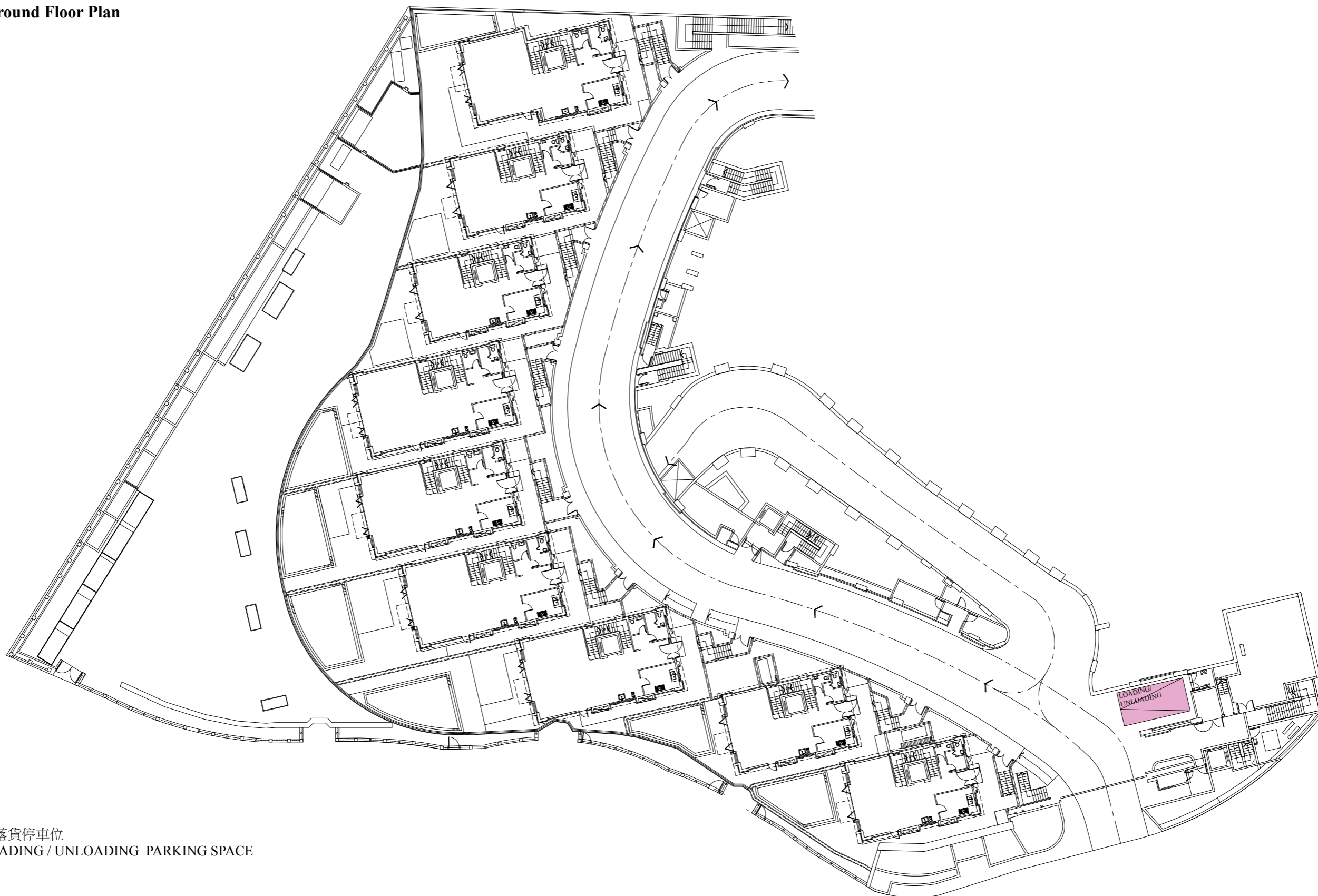
8號洋房至18號洋房停車場平面圖(不設13及14號洋房)
House 8-18 Carpark Floor Plan (House 13 & 14 omitted)




-  車房 (指明用作停放車輛地方外之範圍)
CARPORT (AREAS OTHER THAN THOSE DESIGNATED FOR PARKING PURPOSE)
-  住宅停車位
RESIDENTIAL CAR PARKING SPACE
-  暢通易達停車位
ACCESSIBLE PARKING SPACE

比例尺 SCALE:  0m (米) 25m (米)

地下主層平面圖
Master Ground Floor Plan

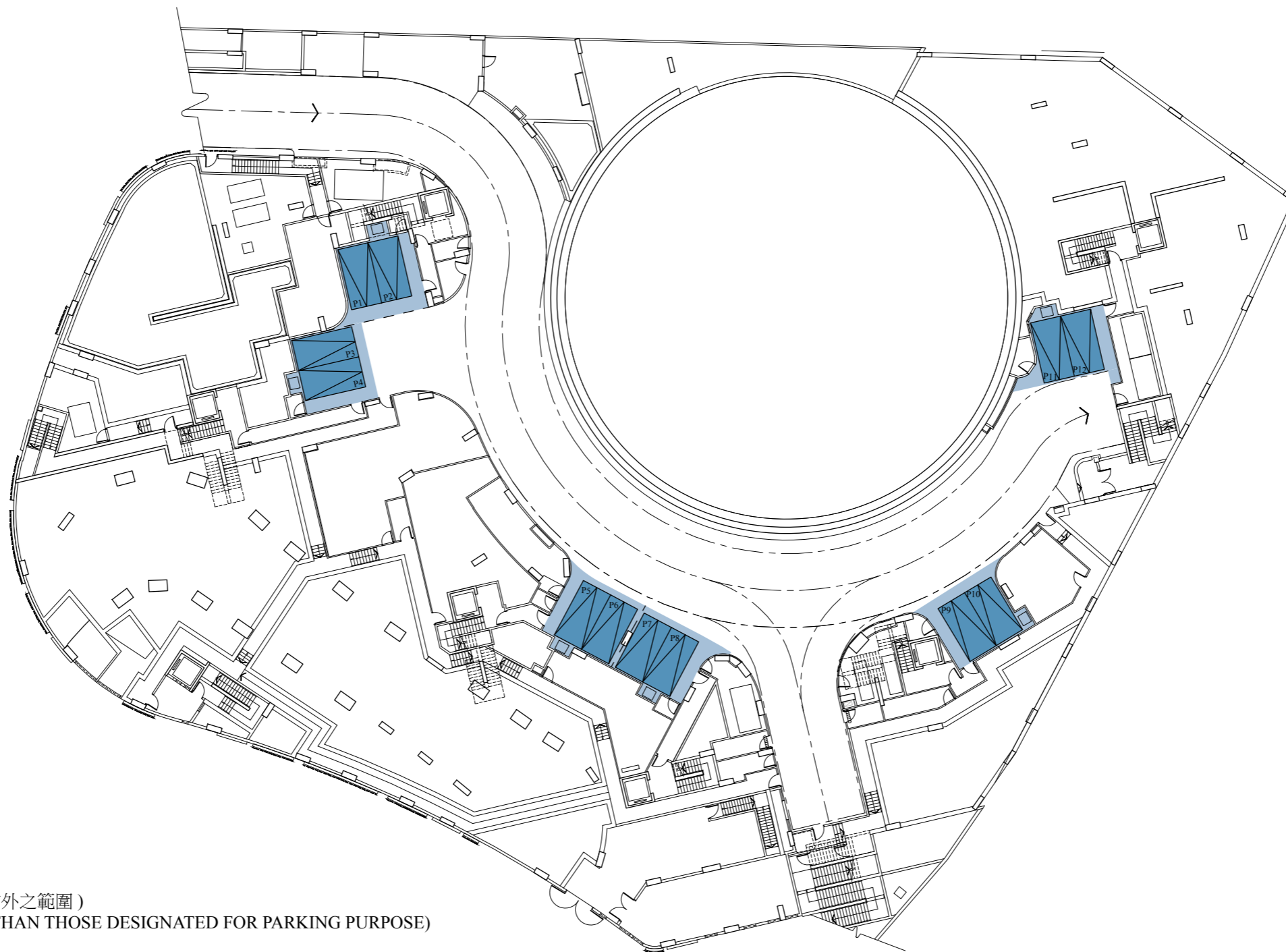


上落貨停車位
LOADING / UNLOADING PARKING SPACE


比例尺 SCALE:  0m (米) 25m (米)

一樓主層平面圖
Master First Floor Plan

1 號洋房至 7 號洋房停車場平面圖 (不設 4 號洋房)
House 1-7 Carpark Floor Plan (House 4 omitted)



- 車房 (指明用作停放車輛地方外之範圍)
CARPORT (AREAS OTHER THAN THOSE DESIGNATED FOR PARKING PURPOSE)
- 住宅停車位
RESIDENTIAL CAR PARKING SPACE

比例尺 SCALE:  0m (米) 25m (米)

停車位的數目、尺寸及面積

Numbers, Dimensions and Areas of parking spaces

停車位類別 Type of Parking Space	洋房號數 House Number	數目 Number	尺寸(長 x 闊)(米) Dimensions (L x W) (m)	每個停車位面積(平方米) Area of each Parking Space (sq.m.)
住宅停車位 Residential Car Parking Space	1 號洋房 House 1	2	5.0 X 2.5	12.5
	2 號洋房 House 2	2	5.0 X 2.5	12.5
	3 號洋房 House 3	2	5.0 X 2.5	12.5
	5 號洋房 House 5	2	5.0 X 2.5	12.5
	6 號洋房 House 6	2	5.0 X 2.5	12.5
	7 號洋房 House 7	2	5.0 X 2.5	12.5
	8 號洋房 House 8	1	5.0 X 2.5	12.5
	9 號洋房 House 9	2	5.0 X 2.5	12.5
	10 號洋房 House 10	2	5.0 X 2.5	12.5
	11 號洋房 House 11	2	5.0 X 2.5	12.5
	12 號洋房 House 12	2	5.0 X 2.5	12.5
	15 號洋房 House 15	2	5.0 X 2.5	12.5
	16 號洋房 House 16	2	5.0 X 2.5	12.5
	17 號洋房 House 17	2	5.0 X 2.5	12.5
18 號洋房 House 18	2	5.0 X 2.5	12.5	
暢通易達停車位 Accessible Parking Space	不適用 Not Applicable	1	5.0 X 3.5	17.5
上落貨停車位 Loading/ Unloading Parking Space	不適用 Not Applicable	1	7.0 X 3.5	24.5

1. 在簽署臨時買賣合約（「該臨時合約」）時須支付款額為售價的 5% 的臨時訂金。
2. 買方在簽署該臨時合約時支付的臨時訂金，會由代表擁有人行事的律師事務所以保證金保存人的身份持有。
3. 如買方沒有於訂立該臨時合約的日期之後 5 個工作日內簽立買賣合約：-
 - (i) 該臨時合約即告終止；
 - (ii) 有關的臨時訂金即予沒收；及
 - (iii) 擁有人不得就買方沒有簽立買賣合約而針對買方提出進一步申索。

1. A preliminary deposit of 5% of the purchase price is payable on the signing of the preliminary agreement for sale and purchase (“the Preliminary Agreement”).
2. The preliminary deposit paid by the purchaser on the signing of the Preliminary Agreement will be held by a firm of solicitors acting for the owner, as stakeholders.
3. If the purchaser fails to execute the agreement for sale and purchase within 5 working days after the date on which the purchaser enters into the Preliminary Agreement:-
 - (i) that Preliminary Agreement is terminated;
 - (ii) the preliminary deposit is forfeited; and
 - (iii) the owner does not have any further claim against the purchaser for the failure.

1. 發展項目的公用部分

- (a) 公用部分指所有在該土地（指發展項目於其上興建之土地，及如文意允許，包括其上之發展項目）內符合以下情況的區域、系統、裝備、設備、機器、固定裝置、裝置、管道或其他事宜：
- (i) 該部分為該土地或其任何部分之不同業主、佔用人、被許可人或被邀請人共同使用與享用；
- (ii) 該部分符合《建築物管理條例》（第 344 章）第 2 條中「公用部分」的定義；
- (iii) 該部分由業主不時根據公契指定為公用部分。
- 上述包括綠化面積、休憩設施、供傷殘人士用上落貨停車位等。
- (b) 業主有權為了所有有關正當使用與享用其單位的目的使用公用部分。
- (c) 除非已經取得業主委員會的批准，業主不得轉變任何公用部分供其個人使用或享用。
- (d) 業主不得阻塞公用部分，亦不得在或對該等地方作出任何事情，以致可能或成為對該土地或任何毗鄰房產的任何其他業主或佔用人造成滋擾。
- (e) 業主不得更改公用部分或作出任何事情，以干涉或損壞公用部分或對公用部分的正常運作有不利影響。
- (f) 管理人具有充分權利及授權控制公用部分和全面控制與管理公用部分。管理人須作為全體業主的受託人持有公用部分。

2. 分配予發展項目中的各住宅物業的不分割份數的數目

發展項目中的各住宅物業配有不分割份數。詳細的分配狀況，請參閱本售樓說明書本節附表內。

3. 有關發展項目的管理人的委任年期

管理人的首屆任期為由公契簽署日期起計兩年。管理人的委任可按公契的條文終止。

4. 管理開支按甚麼基準在發展項目中的住宅物業的擁有人之間分擔

每名業主須根據其單位分配到的管理份數按公契指明的方式、金額及比例分擔發展項目的管理開支（指管理發展項目時必須地和合理地招致的支出、費用及收費，且須基於管理人擬定之預算）（包括管理人之酬金）。一般而言，業主須按分配到其單位之管理份數之比例分擔有關公用部分之管理開支。

每個住宅物業之管理份數相等於其獲分配之不分割份數，唯發展項目不分割份數總數與發展項目管理份數總數不同。發展項目之管理份數總數為 9,078。

5. 計算管理費按金的基準

管理費按金相等於三個月之管理費。

6. 擁有人（即賣方）在發展項目中保留作自用的範圍（如有的話）

本發展項目並無《一手住宅物業銷售條例》（第 621 章）附表 1 第 1 部第 14(2)(f) 條所提及之擁有人在發展項目中保留作自用的範圍。

分配予發展項目中的每個住宅物業的不分割份數的數目

發展項目中的每個住宅物業獲分配不分割份數，詳細的分配狀況，請參閱下表。

1 號洋房	1087
2 號洋房	1126
3 號洋房	905
5 號洋房	626
6 號洋房	891
7 號洋房	750
8 號洋房	359
9 號洋房	350
10 號洋房	455
11 號洋房	443
12 號洋房	440
15 號洋房	453
16 號洋房	378
17 號洋房	355
18 號洋房	460

備註：

不設 4、13 及 14 號洋房。

發展項目之不分割份數總數為 9,178。

除非售樓說明書中另有規定，上述所用之詞彙與公契中該等詞彙具有同等涵義。請查閱公契以了解全部詳情。完整的公契可於售樓處開放時間內免費查閱，並且可在支付所需影印費後取得公契副本。

1. Common Parts of the Development

- (a) Common Parts means all areas, systems, equipment, facilities, machinery, fixtures, fittings, conduits or other matters in the Land (meaning the land on which the Development is constructed, and, where the context permits, shall include the Development thereon):
- (i) which are intended for the common use and benefit of different owners, occupiers, licensees or invitees of the Land or any part thereof;
 - (ii) as will fall within the definition of "common parts" in section 2 of the Building Management Ordinance (Cap. 344);
 - (iii) which are from time to time designated by an owner to be Common Parts in accordance with the DMC.
These include Greenery Areas, Recreational Facilities, Parking Spaces for the Disabled Persons and Loading and Unloading Space.
- (b) The owners may use the Common Parts for all purposes connected with the proper use and enjoyment of his Unit.
- (c) The owners may not convert any of the Common Parts to his own use or for his own benefit unless the approval of the Owners' Committee has been obtained.
- (d) The owners may not obstruct the Common Parts nor do anything in or to the Common Parts which may be or become a nuisance to any other owner or occupiers of the Land or any neighbouring premises.
- (e) The owners may not alter the Common Parts or do anything which may interfere with or damage the Common Parts or adversely affect the normal functioning of the Common Parts.
- (f) The Manager has the full right and authority to control the Common Parts and to generally administer and manage the Common Parts. The Manager shall hold the Common Parts as trustee for all owners.

2. Number of Undivided Shares assigned to each residential property in the Development

Undivided Shares are allocated to each residential property. They are set out in the table annexed to this section of Sales Brochure.

3. Term of years for which the Manager of the Development is appointed

The Manager will be appointed from the date of the Deed of Mutual Covenant ("the DMC") for an initial term of two years commencing on the date of the DMC. The appointment of the Manager may be terminated according to the provisions of the DMC.

4. Basis on which the Management Expenses are shared among the owners of residential properties in the Development

Each owner shall contribute towards the Management Expenses (which shall be the expenses, costs and charges necessarily and reasonably incurred in the management of the Development, and shall be based on the budget prepared by the Manager) (including the Manager's Remuneration) of the Development in such manner, amount and proportion as provided in the DMC by reference to the Management Shares allocated to his Unit. In general, the owners of Units shall contribute towards the Management Expenses relating to the Common Parts in proportion to the Management Shares allocated to their Units.

The number of Management Shares of a residential property is the same as the number of Undivided Shares allocated to that residential property. However, the total number of Undivided Shares in the Development is different from the total number of Management Shares in the Development. The total number of Management Shares in the Development is 9,078.

5. Basis on which the Management Fee Deposit is fixed

The amount of Management Fee Deposit is 3 months' monthly management fee.

6. Area (if any) in the Development retained by the owner (i.e. the Vendor) for its own use

There is no area in the Development which is retained by the owner for that owner's own use as referred to in section 14(2) (f), Part 1, Schedule 1 of Residential Properties (First-hand Sales) Ordinance (Cap. 621).

Number of Undivided Shares allocated to each residential property in the Development

Undivided Shares are allocated to each residential property in the Development. They are set out in the table below.

House 1	1087
House 2	1126
House 3	905
House 5	626
House 6	891
House 7	750
House 8	359
House 9	350
House 10	455
House 11	443
House 12	440
House 15	453
House 16	378
House 17	355
House 18	460

Notes:

There are no Houses 4, 13 and 14.

The total number of Undivided Shares of the Development is 9,178.

Unless otherwise defined in the sales brochure, capitalized terms used in the above shall have the same meaning of such terms in the DMC. For full details, please refer to the DMC. Full script of the DMC is available for free inspection upon request at the sales office during opening hours and copies of the DMC can be obtained upon paying necessary photocopying charges.

1. **發展項目所位於的土地的地段編號：**
鄉郊建屋地段第 1198 號。
2. **有關租契規定的年期：**
由 2014 年 6 月 13 日起計 50 年。
3. **適用於該土地的用途限制：**
 - (a) 該地段或其任何部分或其上已建或擬建建築物除私人住宅用途外，不得用作其他用途。
 - (b) 該地段內不得興建或建造墳墓或靈灰安置所，亦不得於該地段其上或內安葬或放置人類遺骸或動物遺骸（不論是置於陶瓶或骨灰甕內或以其他方式安葬或放置）。
 - (c) 不管批地文件內規定的用途限制，不得在批地文件夾附的圖則上以粉紅色間黑斜線和粉紅色加黑點間黑斜線顯示該地段的部份之上或上面興建、建造或提供用作易受空氣污染影響的用途，包括但不限於住宅用途及戶外康樂設施例如操場、設置座椅的花園、遊樂場、游泳池及球場。就本 3(c) 段而言，地政總署署長（「署長」）對何謂易受空氣污染影響的用途之決定為最終決定並對承授人具約束力。
4. **按規定須興建並提供予政府或供公眾使用的設施：**
不適用。
5. **有關承授人在該土地內外鋪設、塑造或作環境美化的任何範圍，或興建或維持任何構築物或設施的責任：**
 - (a) 發展項目須於 2019 年 9 月 30 日或之前建成至適宜佔用。
 - (b) 承授人須於批地文件年內：(i) 按經批准之設計及規劃及經批准之建築圖則維持所有建築物，不得有變更或改動；及 (ii) 保持所有已建建築物修葺良好堅固，並於年期屆滿或終止時將其同樣的修葺狀態下交回政府。
 - (c) (i) 承授人確認於批地文件日期當日，在：
 - (I) 該地段內現存有某些建築物及構築物，包括平台及其地基（「現有構築物」）；及
 - (II) 該地段的西北邊並在批地文件夾付的圖則以綠色間黑斜線顯示的部分，以及該地段在批地文件夾付的圖則以粉紅色加黑點及粉紅色加黑點間黑斜線顯示的部分，現存有地下泥釘和相關工程（統稱「現有泥釘」）。

在不影響批地文件條文的一般性的原則下，承授人將被視為已滿意並接受該地段及本 5(c)(i) 段提及的綠色間黑斜線範圍於批地文件日期當日之狀態及狀況，並受制於現有構築物及現有泥釘，而承授人不得就或對此作出任何形式的異議或申索。
 - (ii) 承授人承諾自費拆卸及清除現有構築物，致使署長在各方面滿意（「拆卸工程」）。就任何因現有構築物和拆卸工程對承授人所造成或承授人蒙受的損失、損壞、滋擾或干擾，政府概不承擔任何責任。承授人須就直接或間接因現有構築物和拆卸工程所引致或與之有關的任何責任、損失、申索、成本、索求、司法程序或訴訟彌償政府，並使其維持獲彌償。
 - (iii) 在不影響第 5(c)(i) 段及第 5(c)(ii) 段的前提下，承授人可自費拆卸及移除現有泥釘，並須於該拆卸及移除以前自費保養及維修現有泥釘，致使署長在各方面滿意。若承授人決定拆卸及移除現有泥釘，承授人須承擔所有因其拆卸及移除引致或與之有關的所有成本及開支。政府概不承擔任何責任，而承授人或其他任何人亦不得就因現有泥釘的存在、保養、維修、拆卸或移除引致或與之有關，對承授人或其他任何人所造成或承授人或其他任何人蒙受的任何損失、損壞、滋擾或干擾，作出任何申索。承授人須就直接或間接因現有泥釘的存在、保養、維修、拆卸或移除所引致或與之有關的任何責任、損失、申索、成本、索求、司法程序或訴訟彌償政府，並使其維持獲彌償。
- (d) 任何在批地文件條款下指明需要拓建的私家街、私家路及後巷之選址須使署長滿意，並由署長決定包括或排除於出租範圍，並須應要求免費交回予政府。如上述私家街、私家路及後巷交回予政府，該處鋪設路面、路邊石、排水渠（污水及雨水渠）、管道及安裝道路照明的工程將由政府進行，惟費用由承授人支付，此後之維修費用則為公共開支。如上述私家街、私家路及後巷位於出租範圍內，承授人須於該處自費進行鋪設路面、路邊石、排水渠及安裝路燈管道的工程，致使署長在各方面滿意；署長可基於公眾利益按需要在該處進行或達致進行路燈安裝及維修工程，承授人須承擔路燈安裝工程的資本開支，並允許工人和車輛自由進出該出租範圍，以便安裝及維修該等路燈。
- (e) 承授人須自費保養在該地段內按批地文件獲豁免計算總樓面面積的康樂設施及其附屬設施（「獲豁免設施」），使其處於修葺良好堅固的狀態，並須運作獲豁免設施致使署長滿意。獲豁免設施只准供發展項目之住宅大廈的住客及其真正賓客使用，並不得供其他人士使用。
- (f) (i) 承授人須自費將園景設計圖呈交署長批准，園景設計圖須按第 5(f)(ii) 段要求標明在該地段內提供的園景工程的位置、規劃及布局。
 - (ii) (I) 須在該地段不少於百分之二十的範圍內栽種樹木、灌木或其他植物。
 - (II) 上文第 5(f)(ii)(I) 段提及之百分之二十中之不少於百分之五十（「綠化範圍」）須在按署長全權酌情決定的地點或水平提供，使綠化範圍可被行人看見或可供任何進入該地段的人士進出。
 - (III) 就由承授人提議的園景工程是否屬上文第 5(f)(ii)(I) 段提及的百分之二十，署長的決定為最終決定及對承授人有約束力。
 - (IV) 署長可行使其全權酌情權接受承授人提議的其他非植物特色替代栽種樹木、灌木或其他植物。
- (iii) 承授人須根據獲批之園景設計圖自費於地段上進行園景工程，致使署長在各方面滿意。除非經署長事先書面批准，不得修改、變動、更改、變更或替換獲批之園景設計圖。
- (iv) 承授人須自費保養及維持園景工程，使其處於安全、清潔、整齊、井然及健康的狀態，致使署長滿意。
- (g) (i) 須於該地段內按指定比率提供若干車位，以供按《道路交通條例》、其任何附屬規例及任何修訂法例獲發牌，並屬於該地段上已建或擬建建築物的住客、其真實賓客、訪客或所邀請者之車輛停泊（「住宅停車位」），致使署長滿意。
 - (ii) 承授人須從第 5(g)(i) 段提及之車位中，保留及指定按建築事務監督要求或批准之數目的車位，以供傷殘人士（按《道路交通條例》、其任何附屬規例及任何修訂條例定義）使用之車輛停泊（「供傷殘人士用停車位」）。
 - (iii) 須於該地段內提供一個車位供貨車上落貨（「上落貨停車位」），致使署長滿意。
- (h) 除經署長事先書面許可以外，承授人不得削去、清除或後移該地段任何毗鄰或毗連的政府土地，或於任何政府土地進行任何種類的堆土、填土或斜坡整理工程。署長可全權酌情給予有關許可，但須受其全權酌情決定施加任何其認為合適之條款及條件所規限，包括由其釐定之地價批出額外政府土地作為該地段的增批部分。
- (i) 若有或曾有任何土地之削去、清除或後移，或任何種類的堆土、填土或斜坡整理工程，不論是否經署長事先書面同意，不論是否位於該地段內或任何政府土地內，亦不論進行上述工程的目的是為承授人進行開拓、平整或發展工程或其於批地文件條款下需要進行的任何其他工程的目的或與其有關連的目的或任何其他目的，承授人須自費進行及建造該等於當時或其後有需要之斜坡整理工程、護土牆或其他支撐、防護措施、排水系統或附屬或其他工程，以保護及支持該地段內的土地及任何毗鄰或毗連之政府土地或已出租土地，及排除及預防其後發生的任何泥土剝落、泥石傾瀉或土地下陷。承授人須於批地文件年期的所有時間自費保持上述土地、斜坡整理工程、護土牆或其他支撐、防護措施、排水系統或輔助或其他工程修葺良好堅固，致使署長滿意。若於任何時間因承授人進行的開拓、平整或發展工程或其他工程或任何其他原因而導致或引起任何泥土剝落、泥石傾瀉或土地下陷，不論是否於或自該地段內的任何土

地或自任何毗鄰或毗連的政府土地或出租土地，承授人須自費還原和修復致使署長滿意，並須就通過或由於該等泥土剝落、泥石傾瀉或土地下陷而將會或可能造成、蒙受或招致的任何成本、費用、損害、索求及申索彌償政府、其代理及承建商。除了批地文件訂明就任何違反其條款而有的權利或濟助外，署長亦有權以書面通知形式要求承授人進行、興建及保養上述土地、斜坡整理工程、護土牆、或其他支撐、防護措施、及排水系統或輔助或其他工程，或還原和修復任何泥土剝落、泥石傾瀉或土地下陷，且如承授人忽略或未能在指明期限內遵行該通知致使署長滿意，署長可即執行和進行任何有需要的工程，而承授人須應要求向政府歸還該工程的費用，連同任何行政或專業費用和收費。

- (j) 若於發展或重新發展該地段或其任何部分時曾安裝預應力地錨，承授人須於該預應力地錨的服務年期內自費定期保養及定期監測該預應力地錨，致使署長滿意，並須不時應署長全權酌情要求向署長提供所有該監測工程的報告及資料。如承授人忽略或不執行所需要的監察工程，署長可即時執行和進行監察工程，而承授人須應要求向政府償還有關費用。
- (k) (i) 承授人須自費在批地文件所夾附的圖則上以用綠色間黑斜線顯示的範圍（「綠色間黑斜線範圍」）進行與完成署長全權酌情要求進行之岩土研究、斜坡整理工程、泥石傾瀉防護措施、緩解及補救工程，致使署長滿意。承授人須於批地文件年期內的所有時間自費保養綠色間黑斜線範圍，包括其上及內的所有土地、斜坡整理工程、護土構築物、岩土構築物、排水渠及任何其他工程，使其處於修葺良好堅固的狀態，致使署長滿意。若綠色間黑斜線範圍於批地文件年期內的任何時間發生山泥傾瀉、土地下陷或泥土剝落，承授人必須自費還原和修復該部分並連同任何署長認為受影響的毗連或毗鄰範圍（署長決定為最終決定並對承授人具約束力）致使署長滿意。承授人須就一切因該等山泥傾瀉、土地下陷或泥土剝落導致之訴訟、司法程序、費用、損害賠償和開支彌償政府、其代理及承建商，並使其維持獲彌償。承授人須確保於任何時間綠色間黑斜線範圍內沒有非法挖掘或傾倒廢物，在經署長事先書面批准下，承授人可興建圍牆或其他障礙物以防止非法挖掘或傾倒廢物。除了就違反批地文件任何條款而有的任何其他權利或濟助外，署長亦可以書面通知形式要求承授人進行岩土研究、斜坡整理工程、泥石傾瀉防護措施、緩解及補救工程，及保養、還原和修復受山泥傾瀉、土地下陷或泥土剝落影響的任何土地、構築物或工程；且如承授人忽略或未能在指明期限內遵行該通知致使署長滿意，署長可在該期限屆滿之時執行和進行任何有需要的工程，就此承授人須應要求向政府償還有關費用。
- (ii) 不管按第 5(k)(i) 段獲授權，承授人於綠色間黑斜線範圍或其任何部分之責任及權利將在收到政府有關通知後立即終止，承授人亦不得針對政府、署長、或獲其授權人士就有關終止所造成之損失、損壞或干擾或引致的開支提出任何申索。惟該終止無損政府於第 5(k)(i) 段之下就任何先行違約、不履行責任、或不遵守條約而有的任何權利或濟助。
- (l) (i) 承授人須自費建造及保養署長認為有需要的水渠及渠道（不論是否位於該地段範圍內或政府土地上），以將落在或流經該地段上的雨水截流並排送至就近的水道、集水井或政府雨水渠，致使署長滿意；且承授人須就因該等雨水造成的任何損壞或滋擾而起的所有訴訟、申索及索求彌償政府及其官員。
- (ii) 連接該地段任何排水渠及污水渠與政府雨水渠及污水渠（如已鋪設及投入運作）之工程可由署長進行，而署長對承授人就任何由此而起的損失或損壞並無責任，且承授人須應要求向政府支付該接駁工程之費用。另一選擇是，承授人可自費進行該接駁工程致使署長滿意，而在此情況下，上述位於政府土地內任何部分的接駁工程須由承授人自費保養，且須應要求由承授人交回政府以供政府自費進行未來保養；承授人亦須應要求向政府繳付該接駁工程技術審核的費用。如承授人未有保養上述位於政府土地內任何部分的接駁工程，署長可進行其認為有需要的保養工程，且承授人須應要求向政府繳付該等工程的費用。
- (m) (i) 承授人須自費於批地文件日期後六個公曆月內（或經署長批准的其他延長期限內），向署長呈交或安排呈交有關發展該地段的噪音影響評估（「噪音影響評估」）以供其書面批准，致使署長在各方面滿意，噪音影響評估須載有署長所要求的資料，包括但不限於與發展該地段之所有負面噪音影響及合適的噪音緩解措施（「噪音緩解措施」）的建議。
- (ii) 承授人須自費並於署長所訂明的時限內，進行及實施所有經署長批准的噪音影響評估內提議的緩解措施（「經批准噪音緩解措施」），致使署長在各方面滿意。

- (iii) 在呈交的噪音影響評估獲署長書面批准之前，不得在該地段或其他任何部分開始進行任何建築工程（拆卸工程及地盤平整工程除外）。
- (iv) 就任何對承授人或任何其他人士造成或承授人或任何其他人士蒙受的成本、損壞或損失，不論是否因承授人履行本 5(m) 段下的責任而引起或附帶發生或其他原因，政府及其官員概不承擔任何責任；承授人亦不得針對政府或其官員就該等成本、損壞或損失提出任何申索。
- (n) 如經批准噪音緩解措施包括在該地段豎設或興建隔音屏障，且隔音屏障伸越該地段邊界而達毗連政府土地任何部分上面及上空（「隔音屏障」），則以下條件適用：
- (i) 承授人須自費按照經建築事務監督批准之圖則設計、豎設及興建隔音屏障，並須在各方面符合《建築物條例》、於其下訂立的任何規則及任何修訂法例；
- (ii) 於毗連該地段之任何政府土地上、上面或地底不得豎設隔音屏障之地基或支撐物；
- (iii) 除非獲署長事先書面批准，不得對隔音屏障或其任何部分進行任何形式的改動、加建、更換或附加；
- (iv) 承授人須在所有時間自費維護、保養及維修隔音屏障或（如經署長批准）其任何替代物令其處於修葺良好堅固的狀態，致使署長在各方面滿意；而如進行本 5(n)(iv) 段之下任何工程需臨時封路或改道，開始任何該等工程前須先向運輸署署長獲取臨時交通安排之書面批准；
- (v) 隔音屏障不得用於隔音屏障以外之其他任何用途，且除非獲署長事先書面批准，承授人不得將隔音屏障或其任何部分用作、容忍或容許其用作廣告用途或展示任何形式的招牌、告示或海報；
- (vi) 如獲署長事先書面批准，承授人、其承建商、工人或任何其他獲承授人授權人士將獲允許攜同或不攜同工具、設備、機器、機械或汽車進入毗連該地段的政府土地以按本 5(n) 段進行伸越達毗連政府土地上之隔音屏障之部分之豎設、興建、檢查、維修、保養、清潔、翻新及更換；
- (vii) 就任何對承授人或任何其他人士造成或承授人或任何其他人士蒙受的損失、損壞、滋擾或干擾，不論是否因第 5(n)(vi) 段提及之進入或工程之進行而引起或附帶發生，政府概不承擔任何責任；承授人亦不得針對政府就該等損失、損壞、滋擾或干擾提出任何申索；
- (viii) 承授人須於所有時間採取可能需要的預防措施，以防止因豎設、興建、維修、保養、改動、使用、拆除或移除隔音屏障，而對任何毗連該地段及隔音屏障之政府土地或進入或使用毗連該地段及隔音屏障之政府土地之任何人士或車輛造成破壞或傷害；
- (ix) 署長可全權酌情在任何時候決定向承授人送達書面通知，要求承授人於書面通知日期起計六個公曆月內拆除及移除伸越達毗連政府土地上的隔音屏障之部分且以任何他物替代；而當收到該書面通知，承授人須自費於該書面通知所訂明之時限內拆除及移除上述隔音屏障之部分，致使署長在各方面滿意；
- (x) 若承授人未履行於第 5(n) 段下之任何責任，政府可進行所需之工程，惟費用由承授人支付。
- (xi) 承授人須在所有時間允許署長、其官員、承建商、其工人及任何其他獲署長授權人士攜同或不攜同工具、設備、機器、機械或汽車自由無阻進出、穿越及再進出穿越該地段或其任何部分及其上已興建或將興建之任何建築物以視察、檢查及監督將按第 5(n)(i) 段、第 5(n)(iv) 段及第 5(n)(ix) 段進行之任何工程和按第 5(n)(x) 段進行之任何工程或署長認為需要之任何其他工程；
- (xii) 就對承授人或任何其他人士造成或其蒙受之任何形式的損失、損壞、滋擾或干擾，不論是因承授人履行第 5(n) 段下的責任、署長行使第 5(n)(xi) 段下的進入權力或在第 5(n)(x) 段下進行任何工程而引起或附帶發生，政府或署長概不承擔任何責任，承授人亦不得針對政府、署長或獲其授權官員就該等損失、損壞、滋擾或干擾提出任何申索；及
- (xiii) 承授人須於所有時間就直接或間接因豎設、興建、檢查、維修、保養、清潔、翻新及更換隔音屏障引致或與之有關，或與第 5(n)(x) 段下之工程有關之任何責任、申索、成本、索求、司法程序或訴訟彌償政府、署長、其官員及工人，並使其維持獲彌償。

- (o) (i) 承授人須自費於批地文件日期後六個公曆月內（或經署長批准的其他延長期限內），向環境保護署署長呈交或安排呈交有關發展該地段的污水系統影響評估（「污水系統影響評估」）以供其書面批准，致使環境保護署署長在各方面滿意；污水系統影響評估須載有環境保護署署長所要求的資料和詳情，包括但不限於發展該地段可引起的所有不良污水系統影響，及對緩解措施、改善工程及其他措施及工程的建議。
- (ii) 承授人須自費並於渠務署署長所訂明的時限內，進行及實施所有在經批准的污水系統影響評估內的建議，致使渠務署署長在各方面滿意。
- (iii) 污水系統影響評估的技術範疇，須由專修土木工程之香港工程師學會成員或已考獲專業牌照之土木工程師負責。
- (iv) 在污水系統影響評估獲環境保護署署長書面批准之前，不得在該地段或其任何部分開始進行任何建築工程（拆卸工程及地盤平整工程除外）。
- (v) 承授人須自行並自費實施經批准的污水系統影響評估內的建議，致使渠務署署長在各方面滿意。就任何對承授人或任何其他人士造成或承授人或任何其他人士受的損失、損壞、滋擾或干擾，不論是否因承授人履行本 5(o) 段下的責任而引起或附帶發生或其他原因，政府或其官員概不承擔任何責任；承授人亦不得針對政府或其官員就該等損失、損壞、滋擾或干擾提出任何申索。
- (p) (i) 承授人須自費於批地文件日期後六個公曆月內（或經署長批准的其他延長期限內），向渠務署署長呈交或安排呈交有關發展該地段的渠務系統影響評估（「渠務系統影響評估」）以供其書面批准，致使渠務署署長在各方面滿意；渠務系統影響評估須載有渠務署署長所要求的資料和詳情，包括但不限於發展該地段可引起的所有不良渠務系統影響，及對緩解措施、改善工程及其他措施及工程的建議。承授人須自費並於渠務署署長所訂明的時限內，進行及實施所有在經批准的污水系統影響評估內的建議，致使渠務署署長在各方面滿意。
- (ii) 渠務系統影響評估的技術範疇，須由專修土木工程之香港工程師學會成員或已考獲專業牌照之土木工程師負責。
- (iii) 在渠務系統影響評估獲渠務署署長書面批准之前，不得在該地段或其任何部分開始進行任何建築工程（拆卸工程及地盤平整工程除外）。
- (iv) 承授人須自行並自費實施經批准的渠務系統影響評估內的建議，致使渠務署署長在各方面滿意。就任何對承授人或任何其他人士造成或承授人或任何其他人士蒙受的損失、損壞、滋擾或干擾，不論是否因承授人履行本 5(p) 段下的責任而引起或附帶發生或其他原因，政府及其官員概不承擔任何責任，承授人亦不得針對政府或其官員就該等損失、損壞、滋擾或干擾提出任何申索。
- (q) 政府總水喉提供的鹹水將用作沖廁用途，但是如果承授人自費提供或同意提供私人鹹水供應作任何加熱、冷卻、加濕或其他用途，政府將不授予從政府總水喉提供上述鹹水供應作沖廁用途。
- 6. 對買方造成負擔的租用條件：**
- (a) (i) 除非經署長事先書面許可，不得移除或干擾該地段或其毗鄰所生長的樹木；署長於給予許可時可就移植、補償性環境美化或重新栽種施加其認為合適之條件。
- (ii) 承授人須保存並不得砍倒、移除或干擾在批地文件夾附的圖則上以「BISCHOFIA JAVANICA」及「FICUS BENJAMINA」顯示及註明的樹木。承授人須於批地文件年期內自費保持及保養該等「BISCHOFIA JAVANICA」及「FICUS BENJAMINA」，處於健康的狀態，致使署長在各方面滿意。
- (iii) 除非經署長事先書面批准，不得於在批地文件夾附的圖則上以粉紅色加紅點顯示的範圍之上、上面、上空、下、地底或內進行任何拆卸工程、興建或建造任何建築物、構築物或支承物。
- (b) (i) 承授人確認於批地文件日期當日，在該地段於批地文件夾附的圖則上以粉紅色間紅斜線顯示的部分內有三支燈柱，及其有關裝置於批地文件夾附的圖則上以一條紅線顯示（統稱「公共照明系統」）。承授人將被視為已滿意並接受該地段於批地文件日期當日之狀態及狀況，並受制於公共照明系統的存在，而承授人不得就或對此作出任何形式的異議或申索。就任何因公共照明系統的存在，對承授人所造成或承授人蒙受的損失、損壞、滋擾或干擾，政府概不承擔任何責任。承授人須就直接或間接因公共照明系統所引致或與之有關的任何責任、損失、申索、成本、索求、司法程序或訴訟彌償政府，並使其維持獲彌償。
- (ii) (I) 除非經路政署署長事先書面批准，承授人不得更改、干擾或拆卸該公共照明系統或其任何部分。承授人須應要求向政府償還公共照明系統因承授人或承授人、或其僱傭、工人和承建商於該地段進行之活動造成的損害，而必須進行的維修或修復費用。承授人須就直接或間接因該等維修或修復所引致的任何責任、損失、申索、成本、索求、司法程序或訴訟彌償政府，並使其維持獲彌償。
- (II) 除非經路政署署長事先書面批准，不得於公共照明系統的所有側邊 0.5 米寬的範圍之上、上面、上空、下、地底或內興建任何建築物、構築物或任何建築物、構築物或邊界牆的支承物。路政署署長就何謂公共照明系統的所有側邊 0.5 米寬的範圍所作的決定將為最終決定，並對承授人有約束力。
- (iii) 政府、路政署署長及其獲授權之官員、承建商、代理及其工人，攜同或不攜同工具、設備、機器或汽車，在所有時間均有權自由無阻進出、往返及穿越該地段或其任何部分，以便檢查、維修、修護、監督或進行與公共照明系統有關之工程，包括重新排列、重新對齊、升級、重新定位、重新擺置、更換或移除任何燈柱，或沿公共照明系統的所有側邊 0.5 米寬的範圍及其內添加更多燈柱；路政署署長就何謂公共照明系統的所有側邊 0.5 米寬的範圍所作的決定為最終決定，並對承授人有約束力。不得於公共照明系統之上面及上空放置或伸展任何會妨礙出入公共照明系統或阻礙本 6(b) 段提及的工程進行之任何性質的物件、構築物或物料。若路政署署長認為（其意見為最終決定，並對承授人有約束力）有任何物件、構築物或物料妨礙出入公共照明系統以進行本 6(b) 段提及的工程，路政署署長有權以書面通知，要求承授人自費拆卸或移除該等物件、構築物或物料，致使路政署署長在各方面滿意。如承授人忽略或未能在指明期限內遵行該通知，或在緊急情況下有此需要，路政署署長可進行其認為需要的拆卸及移除工程，而承授人須應要求向政府償還有關工程的費用。
- (iv) 除了有關修復任何因行使第 6(b) 段下之權利開挖的路溝以外，就因行使該權利而引致或與之有關的對承授人或任何其他人士造成或承授人或任何其他人士蒙受的任何損失、損壞、滋擾或干擾，政府、路政署署長及其獲授權之官員、承建商、代理及其工人概不承擔任何責任；任何人亦不得對其就任何該等損失、損壞、滋擾或干擾作出申索。路政署署長就該等修復已妥為完成所作出的確認具決定性，並對承授人有約束力。
- (c) (i) 住宅停車位不得：
- (I) 轉讓，除非：
- (1) 連同發展項目的住宅單位轉讓；或
- (2) 轉讓予已是發展項目住宅單位業主之人士；或
- (II) 出租，除非出租予發展項目住宅單位之住客。
- 惟於任何情況下，轉讓予發展項目住宅單位之業主或出租予發展項目住宅單位之住客的住宅停車位總數不得多於三個。
- (ii) 第 6(c)(i) 段不適用於供傷殘人士用停車位。
- (d) (i) 住宅停車位不得用作停泊按《道路交通條例》、其任何附屬規例及任何修訂法例獲發牌，且屬於發展項目的住客、其真實賓客、訪客或所邀請者之車輛以外的任何用途，尤其是上述車位不得用作儲存、展示或展覽供出售或作他用的車輛或用作提供汽車清潔美容服務。

- (ii) 供傷殘人士用停車位不得用作停泊傷殘人士（按《道路交通條例》、其任何附屬規例及任何修訂法例定義）使用，且屬於該地段上已建或擬建建築物的住客、其真實賓客、訪客或所邀請者之車輛以外的任何用途，尤其是上述車位不得用作儲存、展示或展覽供出售或作他用的車輛或用作提供汽車清潔美容服務。
- (iii) 上落貨停車位不得用作供與發展項目有關之貨車上落貨之外的任何用途。每一上述車位須寬 3.5 米，長 7.0 米，其通行高度不得少於 3.6 米。
- (e) 倘若該地段或其他受開發該地段影響範圍的泥土、廢土、瓦礫、建築廢料或建材（「該等廢料」）遭侵蝕、沖洗或傾倒在公共巷徑或道路上，或路旁暗渠、前濱或海床、污水渠、雨水渠或溝渠或其他政府財產之上或內（「該等政府財產」），承授人須自費清理該等廢料並修葺任何對該等政府財產造成的損壞。承授人須就該等侵蝕、沖洗或傾倒對私人財產造成的任何損壞或滋擾所引致的一切訴訟、申索及索求彌償政府。署長可以（但無義務）應承授人請求清理廢料並修葺該等廢料對該等政府物業造成的任何損壞，而承授人須應要求向政府支付有關費用。
- (f) 承授人須於所有時候，尤其是當進行建造、保養、翻新或維修工程（「該等工程」）時，採取或安排採取所有恰當及足夠的謹慎、技巧及預防措施，以免對處於或行經該地段或其任何部分、綠色間黑斜線範圍或兩者之上、其上、之下或旁邊的任何政府或其他現存排水渠、水道或河道、水管、道路、行人徑、街道設施、污水渠、溝渠、管道、電纜、電線、公用服務或任何其他工程或裝置（「該等服務」）造成任何損壞、干擾或阻礙。承授人須於進行任何該等工程前進行或安排進行所需的恰當搜索及勘查，以查明該等服務之現行位置及水平，並須就如何處理任何或會受該等工程影響之該等服務向署長提交書面建議書供其就各方面批准，且不得在署長就該等工程及上述建議書發出書面批准之前進行任何工程。承授人須遵行及自費達成署長於發出上述批准時就該等服務所施加的任何要求，包括任何有需要的改道、重鋪或還原工程之費用。承授人須自費在各方面維修、修復及還原所有因該等工程對該地段或其任何部分、綠色間黑斜線範圍或兩者、或任何該等服務所造成，或以任何方式引致的損壞、干擾或阻礙，致使署長滿意（溝渠、污水渠、雨水渠或水管除外，其之修復將由署長進行，除非署長另有決定，而承授人須應要求向政府支付上述工程之費用）。若承授人未有對該地段或其任何部分、綠色間黑斜線範圍或兩者、或任何該等服務進行任何所需之改道、重鋪、維修、修復及還原致使署長滿意，署長可進行其認為有需要之改道、重鋪、維修、修復及還原，而承授人須應要求向政府支付上述工程之費用。
- (g) 當承授人未能或忽略履行、遵守或符合批地文件的任何條款，政府有權收回及重新管有該地段或其任何部分以及所有或任何於該地段或其任何部分上之建築物、豎設物及工程。當該地段被收回：(a) 承授人在批地文件之下於該地段被收回之部分的權利將完全告終及終止；(b) 承授人無權獲得任何地價退款、就該土地及其上之任何建築物的價值的任何款項或賠償，或承授人在準備、平整地盤或發展該地段或其任何部分中花費的任何金額；但 (c) 政府就任何違反、未能履行或執行批地文件而有的任何其他權利、濟助及申索將不受此影響。
- (h) 除非經署長事先書面批准及符合任何其施加的條件，不得在該地段於批地文件所夾附的圖則上以粉紅色間綠交叉線顯示的範圍（「粉紅色間綠交叉線範圍」）的地面或從粉紅色間綠交叉線範圍的地面往上延伸至 15 米高之上空興建、建造或放置任何建築物或構築物或任何建築物或構築物之支承物或伸出物。
- (i) 請參閱上文第 5 段。

註：

本節中提述「承授人」一詞指根據批地文件中的買方和如文意允許或要求包括其遺囑執行人、遺產管理人、承讓人及（如為法團）其繼承人和承讓人。

1. The lot number of the land on which the Development is situated:

The Rural Building Lot No. 1198

2. The term of years under the lease:

A term of 50 years from 13 June 2014.

3. The user restrictions applicable to that land:

- (a) The lot or any part thereof or any building or part of any building erected or to be erected thereon shall not be used for any purpose other than for private residential purposes.
- (b) No grave or columbarium shall be erected or made on the lot, nor shall any human remains or animal remains whether in earthenware jars, cinerary urns or otherwise be interred therein or deposited thereon.
- (c) Notwithstanding the user restriction stipulated in the Land Grant, no air sensitive uses including but not limited to domestic use and outdoor recreational facilities such as exercise area, gardens with seats, playground, swimming pool and ball courts shall be erected, constructed or provided on or over those portions of the lot shown coloured pink hatched black and pink stippled black hatched black on the plan annexed to the Land Grant. For the purpose of this paragraph 3(c), the decision of the Director of Lands (the "Director") as to what constitutes air sensitive uses shall be final and binding on the grantee.

4. The facilities that are required to be constructed and provided for the Government, or for public use:

Not applicable.

5. The grantee's obligations to lay, form or landscape any areas, or to construct or maintain any structures or facilities, within or outside that land:

- (a) The Development is required to be completed and made fit for occupation on or before 30 September 2019.
- (b) The grantee shall throughout the tenancy: (i) maintain all buildings in accordance with the approved design and disposition and any approved building plans without variation or modification thereto, and (ii) maintain all buildings erected in good and substantial repair and condition in such repair and condition deliver up the same at the expiration or sooner determination of the tenancy.
- (c) (i) The grantee acknowledges that as at the date of the Land Grant, there are:
 - (I) some buildings and structures including platforms and their foundations existing within the lot ("the Existing Structures"); and
 - (II) underground soil nails and associated works existing within that part of the area shown coloured green hatched black on the plan annexed to the Land Grant and located on the north-western side of the lot and those portions of the lot respectively shown coloured pink stippled black and pink stippled black hatched black on the plan annexed to the Land Grant (collectively "the Existing Soil Nails").

Without prejudice to the generality of the provisions of the Land Grant, the grantee shall be deemed to have satisfied himself as to and have accepted the state and condition of the lot and the said green hatched black area referred to in this paragraph 5(c)(i) as existing on the date of the Land Grant subject to the presence of the Existing Structures and the Existing Soil Nails and no objection or claim of whatsoever nature shall be made or raised by the grantee in respect or on account of the same.

- (ii) The grantee undertakes to demolish and remove at his own expense and in all respects to the satisfaction of the Director the Existing Structures ("the Demolition Works"). The Government will accept no responsibility or liability for any loss, damage, nuisance or disturbance caused to or suffered by the grantee by reason of the presence of the Existing Structures and of the Demolition Works. The grantee indemnifies and shall keep indemnified the Government from and against all liabilities, losses, claims, costs, demands,

actions or other proceedings whatsoever arising whether directly or indirectly out of or in connection with the presence of the Existing Structures and with the Demolition Works.

- (iii) Without prejudice to paragraph 5(c)(i) and paragraph 5(c)(ii), the grantee may at his own expense demolish and remove the Existing Soil Nails and shall at his own cost and expense maintain and repair them to the satisfaction of the Director prior to their demolition and removal. In the event that the grantee decides to demolish and remove the Existing Soil Nails, the grantee shall bear all the cost and expense for, arising out of or in connection with the demolition and removal. The Government will accept no responsibility or liability and no claim whatsoever shall be made against the Government for any loss, damage, nuisance or disturbance caused to or suffered by the grantee or any other person by reason of or arising out of or incidental to the presence, maintenance, repair, demolition or removal of the Existing Soil Nails. The grantee indemnifies and shall keep indemnified the Government from and against all liabilities, losses, claims, costs, demands, actions or other proceedings whatsoever arising whether directly or indirectly out of or in connection with the presence, maintenance, repair, demolition or removal of the Existing Soil Nails.
- (d) Any private streets, roads and lanes which by the conditions under the Land Grant are required to be formed shall be sited to the satisfaction of the Director and included in or excluded from the area to be leased as may be determined by him and in either case shall be surrendered to the Government free of cost if so required. If the said streets, roads, and lanes are surrendered to the Government, the surfacing, kerbing, draining (both foul and storm water sewers), channelling and road lighting thereof shall be carried out by the Government at the expense of the grantee and thereafter they shall be maintained at public expense. If the said private streets, roads and lanes remain part of the area to be leased, they shall be lighted, surfaced, kerbed, drained, channelled and maintained by and at the expense of the grantee in all respects to the satisfaction of the Director and the Director may carry out or cause to be carried out the installation and maintenance of road lighting for the sake of public interest as required. The grantee shall bear the capital cost of installation of road lighting and allow free ingress and egress to and from the area to be leased to workmen and vehicles for the purpose of installation and maintenance of the road lighting.
- (e) The grantee shall at his own expense maintain those parts of recreational facilities provided within the lot and facilities ancillary thereto which are exempted from the gross floor area calculation pursuant to the Land Grant ("the Exempted Facilities") in good and substantial repair and condition and shall operate the Exempted Facilities to the satisfaction of the Director. The Exempted Facilities shall only be used by the residents of the residential block(s) in the Development and their bona fide visitors and by no other person or persons.
- (f) (i) The grantee shall at his own expense submit to the Director for his approval a landscape plan indicating the location, disposition and layout of the landscaping works to be provided within the lot in compliance with the requirements stipulated in paragraph 5(f)(ii).
 - (ii) (I) Not less than 20% of the area of the lot shall be planted with trees, shrubs or other plants.
 - (II) Not less than 50% of such 20% referred to in paragraph 5(f)(ii)(I) above ("the Greenery Area") shall be provided at such location or level as may be determined by the Director at his sole discretion so that the Greenery Area shall be visible to pedestrians or accessible by any person or persons entering the lot.
 - (III) The decision of the Director as to which landscaping works proposed by the grantee constitutes the 20% referred to in paragraph 5(f)(ii)(I) above shall be final and binding on the grantee.
 - (IV) The Director at his sole discretion may accept other non-planting features proposed by the grantee as an alternative to planting trees, shrubs or other plants.
- (iii) The grantee shall at his own expense landscape the lot in accordance with the approved landscape plan in all respects to the satisfaction of the Director, and no amendment, variation, alteration, modification or substitution of the approved landscape plan shall be made without the prior written consent of the Director.
- (iv) The grantee shall thereafter at his own expense maintain and keep the landscaped works in a safe, clean, neat, tidy and healthy condition all to the satisfaction of the Director.

- (g) (i) Spaces shall be provided within the lot to the satisfaction of the Director for the parking of motor vehicles licensed under the Road Traffic Ordinance, any regulations made thereunder and any amending legislation and belonging to the residents of the building(s) erected or to be erected on the lot and their bona fide guests, visitors or invitees according to a prescribed rate (“the Residential Parking Spaces”).
- (ii) Out of the spaces referred to in paragraph 5(g)(i), the grantee shall reserve and designate such number of spaces for the parking of motor vehicles by disabled persons as defined in the Road Traffic Ordinance, any regulations made thereunder and any amending legislation as the Building Authority may require and approve (“the Parking Spaces for the Disabled Persons”).
- (iii) One space shall be provided within the lot to the satisfaction of the Director for the loading and unloading of goods vehicles (“the Loading and Unloading Space”).
- (h) The grantee shall not cut away, remove or set back any Government land adjacent to or adjoining the lot or carry out any building-up, filling-in or any slope treatment works of any kind whatsoever on any Government land except with the prior written consent of the Director who may, at his sole discretion, give his consent subject to such terms and conditions as he sees fit, including the grant of additional Government land as an extension to the lot at such premium as he may determine.
- (i) Where there is or has been any cutting away, removal or setting back of any land, or any building-up or filling-in or any slope treatment works of any kind whatsoever, whether with or without the prior written consent of the Director, either within the lot or on any Government land, which is or was done for the purpose of or in connection with the formation, levelling or development of the lot or any part thereof or any other works required to be done by the grantee under the conditions of the Land Grant, or for any other purpose, the grantee shall at his own expense carry out and construct such slope treatment works, retaining walls or other support, protection, drainage or ancillary or other works as shall or may then or at any time thereafter be necessary to protect and support such land within the lot and also any adjacent or adjoining Government or leased land and to obviate and prevent any falling away, landslide or subsidence occurring thereafter. The grantee shall at all times during the term of the Land Grant maintain at his own expense the said land, slope treatment works, retaining walls or other support, protection, drainage or ancillary or other works in good and substantial repair and condition to the satisfaction of the Director. In the event that as a result of or arising out of any formation, levelling, development or other works done by the grantee or owing to any other reason, any falling away, landslide or subsidence occurs at any time, whether in or from any land, within the lot or from any adjacent or adjoining Government or leased land, the grantee shall at his own expense reinstate and make good the same to the satisfaction of the Director and shall indemnify the Government, its agents and contractors from and against all costs, charges, damages, demands and claims whatsoever which shall or may be made, suffered or incurred through or by reason of such falling away, landslide or subsidence. In addition to any other rights or remedies provided in the Land Grant for breach of any of the conditions of the Land Grant, the Director shall be entitled by notice in writing to call upon the grantee to carry out, construct and maintain the said land, slope treatment works, retaining walls, or other support, protection, and drainage or ancillary or other works or to reinstate and make good any falling away, landslide or subsidence, and if the grantee shall neglect or fail to comply with the notice to the satisfaction of the Director within the period specified therein, the Director may forthwith execute and carry out any necessary works and the grantee shall on demand repay to the Government the cost thereof, together with any administrative or professional fees and charges.
- (j) Where prestressed ground anchors have been installed, upon development or redevelopment of the lot or any part thereof, the grantee shall at his own expense carry out regular maintenance and regular monitoring of the prestressed ground anchors throughout their service life to the satisfaction of the Director and shall supply to the Director such reports and information on all such monitoring works as the Director may from time to time in his absolute discretion require. If the grantee shall neglect or fail to carry out the required monitoring works, the Director may forthwith execute and carry out the monitoring works and the grantee shall on demand repay to the Government the cost thereof.
- (k) (i) The grantee shall at his own expense carry out and complete to the satisfaction of the Director such geotechnical investigations and such slope treatment, landslide preventive, mitigation and remedial works on the area shown coloured green hatched black on the plan annexed to the Land Grant (“the Green Hatched Black Areas”) as the Director at his absolute discretion may require and shall, at all times during the term of the Land Grant, at his own expense, maintain in good and substantial repair and condition to the satisfaction of the Director the Green Hatched Black Areas including all land, slope treatment works, earth-retaining structures, drainage and any other works therein and thereon. In the event that any landslide, subsidence or falling away occurs within the Green Hatched Black Areas at any time during the term of the Land Grant, the grantee shall at his own expense reinstate and make good the same to the satisfaction of the Director together with any adjacent or adjoining areas which, in the opinion of the Director (whose opinion shall be final and binding on the grantee), have also been affected. The grantee shall indemnify and keep indemnified the Government, its agents and contractors against all claims, proceedings, costs, damages and expenses whatsoever incurred by reason of such landslide, subsidence or falling away. The grantee shall ensure at all times that there shall be no illegal excavation or dumping on the Green Hatched Black Areas and, subject to the prior written approval of the Director, the grantee may erect fences or other barriers for the prevention of such illegal excavation or dumping. In addition to any other rights or remedies the Director may have in respect of any breach of the conditions of the Land Grant, the Director may at any time by notice in writing call upon the grantee to carry out such geotechnical investigations, slope treatment, landslide preventive, mitigation and remedial works and to maintain, reinstate and make good any land, structure or works affected by such landslide, subsidence or falling away, and if the grantee shall neglect or fail to comply with such notice to the satisfaction of the Director within the period specified therein, the Director may, after the expiry of such period, execute and carry out the required works and the grantee shall on demand pay to the Government the cost thereof.
- (ii) Notwithstanding paragraph 5(k)(i), the obligations and rights of the grantee in respect of the Green Hatched Black Areas or any part thereof shall absolutely determine upon the Government giving to the grantee notice to that effect, and no claim whatsoever shall be made against the Government or the Director or his authorized officer by the grantee in respect of any loss, damage or disturbance suffered or any expense incurred as a result of such determination. However, such determination shall be without prejudice to any rights or remedies of the Government in respect of any antecedent breach, non-performance or non-observance of paragraph 5(k)(i).
- (l) (i) The grantee shall construct and maintain at his own expense and to the satisfaction of the Director such drains and channels, whether within the boundaries of the lot or on Government land, as the Director may consider necessary to intercept and convey into the nearest stream-course, catchpit or Government storm-water drain all storm-water or rain-water falling or flowing on to the lot, and the grantee shall be solely liable for and shall indemnify the Government and its officers from and against all actions, claims and demands arising out of any damage or nuisance caused by such storm-water or rain-water.
- (ii) The works of connecting any drains and sewers from the lot to the Government storm-water drains and sewers, when laid and commissioned, may be carried out by the Director who shall not be liable to the grantee for any loss or damage thereby occasioned and the grantee shall pay to the Government on demand the cost of such connection works. Alternatively, the said connection works may be carried out by the grantee at his own expense to the satisfaction of the Director and in such case any section of the said connection works which is constructed within Government land shall be maintained by the grantee at his own cost and upon demand be handed over by the grantee to the Government for future maintenance thereof at the expense of the Government and the grantee shall pay to the Government on demand the cost of the technical audit in respect of the said connection works. The Director may, upon failure of the grantee to maintain any section of the said connection works which is constructed within Government land, carry out such maintenance works as he considers necessary and the grantee shall pay to the Government on demand the cost of such works.
- (m) (i) The grantee shall within six calendar months from the date of the Land Grant or such other extended period or periods as may be approved by the Director, at his own expense and in all respects to the satisfaction of the Director, submit or cause to be submitted to the Director for his written approval a noise impact assessment (“the NIA”) on the development of the lot containing such information as the Director may require including but not limited to all adverse noise impacts on the development of the lot and proposals for appropriate noise mitigation measures (“the Noise Mitigation Measures”).

- (ii) The grantee shall, at his own expense and within such time limits as shall be stipulated by the Director carry out and implement all the Noise Mitigation Measures as proposed in the NIA and approved by the Director (“the Approved Noise Mitigation Measures”) in all respects to the satisfaction of the Director.
- (iii) No building works (except the Demolition Works and site formation works) shall be commenced on the lot or any part thereof until the NIA submitted shall have been approved in writing by the Director.
- (iv) The Government and its officers shall be under no responsibility, obligation or liability whatsoever to the grantee for any cost, damage or loss caused to or suffered by the grantee whether arising out of or incidental to the fulfilment of the grantee’s obligations under this paragraph 5(m) or otherwise and no claim whatsoever shall be made against the Government or its officers by the grantee in respect of any such cost, damage or loss.
- (n) In the event that the Approved Noise Mitigation Measures comprise the erection or construction of a noise barrier or noise barriers on the lot with projection extending beyond the boundary of the lot and over and above any portion of the adjoining Government land (“the Noise Barrier”), the following conditions shall apply:
- (i) the grantee shall at his own expense design, erect and construct the Noise Barrier in accordance with the plans approved by the Building Authority and in all respects in compliance with the Buildings Ordinance, any regulations made thereunder and any amending legislation;
- (ii) no foundation or support for the Noise Barrier may be erected on, upon or underneath any Government land adjoining the lot;
- (iii) no alteration, addition, replacement or attachment whatsoever shall be made or affixed to or upon the Noise Barrier or any part or parts thereof except with the prior written approval of the Director;
- (iv) the grantee shall at all times and at his own expense uphold, maintain and repair the Noise Barrier or (where approved by the Director) any replacement thereof in good and substantial repair and condition in all respects to the satisfaction of the Director and if temporary traffic closure or diversion shall be required for carrying out any works under this paragraph 5(n)(iv), written agreement of the Commissioner of Transport on the temporary traffic arrangement shall have been obtained before commencement of any works;
- (v) the Noise Barrier shall not be used for any purpose other than noise barrier and the grantee shall not use or suffer or allow to be used the Noise Barrier or any part or parts thereof for advertising or for the display of any signs, notices or posters whatsoever except with the prior written consent of the Director;
- (vi) subject to the prior written approval of the Director, the grantee, his contractors, workmen or any other persons authorized by the grantee shall be permitted to enter into the Government land adjoining the lot with or without tools, equipment, plant, machinery or motor vehicles for the purposes of carrying out any erection, construction, inspection, repair, maintenance, cleaning, renewing and replacement of the part or parts of the Noise Barrier projecting over the Government land in accordance with this paragraph 5(n);
- (vii) the Government shall have no responsibility or liability for any loss, damage, nuisance or disturbance whatsoever caused to or suffered by the grantee or any other person whether arising out of or incidental to their entry or carrying out of the works referred to in paragraph 5(n)(vi) and no claim whatsoever shall be made against the Government by the grantee in respect of any such loss, damage, nuisance or disturbance;
- (viii) the grantee shall at all times take such precautions as may be necessary to prevent any damage or injury being caused to any Government land adjoining the lot and the Noise Barrier or to any persons or vehicles entering or using any Government land adjoining the lot and the Noise Barrier as a result of the erection, construction, repair, maintenance, alteration, use, demolition or removal of the Noise Barrier;
- (ix) the Director shall, at any time and at his absolute discretion, have the right to serve upon the grantee a written notice requiring the grantee to demolish and remove the part or parts of the Noise Barrier that project over the Government land without any replacement within six calendar months from the date of the written notice and upon receipt of such written notice, the grantee shall at his own expense demolish and remove the aforesaid part or parts of the Noise Barrier within such period as stipulated in such written notice and in all respects to the satisfaction of the Director;
- (x) in the event of the non-fulfilment of any of the grantee's obligations under paragraph 5(n), the Director may carry out the necessary works and the grantee shall pay to the Director on demand the cost of such works;
- (xi) the grantee shall at all times permit the Director, his officers, contractors, his or their workmen and any other persons authorized by the Director with or without tools, equipment, plant, machinery or motor vehicles, the right of free and unrestricted ingress, egress and regress to, from and through the lot or any part thereof and any building or buildings erected or to be erected thereon for the purpose of inspecting, checking, and supervising any works to be carried out in accordance with paragraph 5(n)(i), paragraph 5(n)(iv) and paragraph 5(n)(ix) and carrying out any works in accordance with paragraph 5(n)(x) or any other works which the Director may consider necessary;
- (xii) neither the Government nor the Director shall have any responsibility in respect of any loss, damage, nuisance or disturbance whatsoever caused to or suffered by the grantee or any other person whether arising out of or incidental to the fulfilment of the grantee's obligations under paragraph 5(n), the exercise by the Director of the right of entry under paragraph 5(n)(xi) or the carrying out of any works under paragraph 5(n)(x) and the grantee shall not be entitled to any claim whatsoever against the Government or the Director or his authorized officers nor any compensation whatsoever in respect of such loss, damage, nuisance or disturbance; and
- (xiii) the grantee shall at all times indemnify and keep indemnified the Government, the Director, its or his officers and workmen from and against all liabilities, claims, costs, demands, actions or other proceedings whatsoever arising whether directly or indirectly out of or in connection with the erection, construction, inspection, repair, maintenance, cleaning, renewing and replacement of the Noise Barrier or in connection with the works under paragraph 5(n)(x).
- (o) (i) The grantee shall within six calendar months from the date of the Land Grant or such other extended period or periods as may be approved by the Director, at his own expense and in all respects to the satisfaction of the Director of Environmental Protection submit or cause to be submitted to the Director of Environmental Protection for his written approval a sewerage impact assessment (“the SIA”) containing such information and particulars as the Director of Environmental Protection may require including but not limited to all adverse sewerage impact as may arise from the development of the lot, and recommendations for mitigation measures, improvement works and other measures and works.
- (ii) The grantee shall at his own expense and within such time limit as may be stipulated by the Director of Drainage Services carry out and implement the recommendations in the approved SIA in all respects to the satisfaction of the Director of Drainage Services.
- (iii) The technical aspects of the SIA shall be undertaken by a member of the Hong Kong Institution of Engineers with civil engineering as the specialist discipline or a chartered civil engineer.
- (iv) No building works (except the Demolition Works and site formation works) shall be commenced on the lot or any part thereof until the SIA shall have been approved in writing by the Director of Environmental Protection.
- (v) The grantee shall have the sole responsibility at his own expense to implement the recommendations in the approved SIA in all respects to the satisfaction of the Director of Drainage Services. The Government and its officers shall be under no responsibility, obligation or liability whatsoever to the grantee for any cost, damage or loss caused to or suffered by the grantee whether arising out of or incidental to the fulfilment of the grantee’s obligations under this paragraph 5(o) or otherwise, and no claim whatsoever shall be made against the Government or its officers by the grantee in respect of any such cost, damage or loss.

- (p) (i) The grantee shall within six calendar months or such other extended period or periods as may be approved by the Director, at his own expense and in all respects to the satisfaction of the Director of Drainage Services, submit or cause to be submitted to the Director of Drainage Services for his written approval a drainage impact assessment (“the DIA”) containing, such information and particulars as the Director of Drainage Services may require including but not limited to all adverse drainage impact as may arise from the development of the lot, and recommendations for mitigation measures, improvement works and other measures and works. The grantee shall at his own expense implement the recommendations in the approved DIA in all respects to the satisfaction of the Director of Drainage Services and within such time limit as may be stipulated by him.
- (ii) The technical aspects of the DIA shall be undertaken by a member of the Hong Kong Institution of Engineers with civil engineering as the specialist discipline or a chartered civil engineer.
- (iii) No building works (other than the Demolition Works and site formation works) shall be commenced on the lot or any part thereof until the DIA shall have been approved in writing by the Director of Drainage Services.
- (iv) The grantee shall have the sole responsibility at his own expense to carry out and implement the recommendations in the approved DIA in all respects to the satisfaction of the Director of Drainage Service. The Government and its officers shall be under no responsibility, obligation or liability whatsoever to the grantee for any loss, damage, nuisance or disturbance whatsoever caused to or suffered by the grantee whether arising out of or incidental to the fulfilment of the grantee’s obligations under this paragraph 5(p) or otherwise and no claim whatsoever shall be made against the Government or its officers by the grantee in respect of any such loss, damage, nuisance or disturbance.
- (q) A salt water supply from Government mains will be given flushing purposes. Provided always that where the grantee provides or agrees to provide at his own expense a private salt water supply for any heating, cooling, humidification or other purposes, the Government will not grant the aforesaid salt water supply from Government mains for flushing purposes.

6. The lease conditions that are onerous to a purchaser:

- (a) (i) No trees growing on the lot or adjacent thereto shall be removed or interfered with without the prior written consent of the Director who may, in granting consent, impose such conditions as to transplanting, compensatory landscaping or replanting as he may deem appropriate.
- (ii) The grantee shall preserve and shall not fell, remove or interfere with the trees shown and marked on the plan annexed to the Land Grant as BISCHOFIA JAVANICA and FICUS BENJAMINA. The grantee shall at his own expense and in all respects to the satisfaction of the Director keep and maintain the said BISCHOFIA JAVANICA and FICUS BENJAMINA in a healthy condition throughout the term of the Land Grant.
- (iii) Save with the prior written consent of the Director, no demolition works and no building or structure or support for any building or structure may be carried out, erected or constructed on, over, above, under, below or within the area shown coloured pink stippled red on the plan annexed to the Land Grant.
- (b) (i) The grantee acknowledges that as at the date of the Land Grant, there are three light posts existing within those portions of the lot shown coloured pink hatched red on the plan annexed to the Land Grant and their associated installations shown by a red line on the plan annexed to the Land Grant (collectively “the Public Lighting System”). The grantee shall be deemed to have satisfied himself as to and have accepted the state and condition of the lot as existing on the date of the Land Grant subject to the presence of the Public Lighting System and no objection or claim of whatsoever nature shall be made or raised by the grantee in respect of or on account of the same. The Government will accept no responsibility or liability for any loss, damage, nuisance or disturbance caused to or suffered by the grantee by reason of the presence of the Public Lighting System. The grantee indemnifies and shall keep indemnified the Government from and against all liabilities, losses, claims, costs, demands, actions or other proceedings whatsoever arising whether directly or indirectly out of or in connection with the presence of the Public Lighting System.

- (ii) (I) The grantee shall not alter, interfere with or demolish the Public Lighting System or any part or parts thereof without the prior written approval of the Director of Highways. The grantee shall pay to the Government on demand the costs of necessary repair or reinstatement to the Public Lighting System as a result of damage caused by the grantee or activities carried out upon the lot by the grantee, his servants, workmen and contractors. The grantee indemnifies and shall keep indemnified the Government from and against all liabilities, losses, claims, costs, demands, actions or other proceedings whatsoever arising from such repair or reinstatement.
- (II) Except with the prior written approval of the Director of Highways, no building or structure or support for any building or structure or boundary wall shall be erected on, over, above, under, below, or within a 0.5 metre width at all sides of the Public Lighting System. The decision of the Director of Highways as to what constitutes the area within 0.5 metre width at all sides of the Public Lighting System shall be final and binding on the grantee.
- (iii) The Government, the Director of Highways and his duly authorized officers, contractors and agents, his or their workmen with or without tools, equipment, machinery or motor vehicles shall have the right of free and unrestricted ingress, egress and regress at all times to, from and through the lot or any part thereof for the purposes of inspecting, checking, repairing, maintaining, supervising, or carrying out works related to the Public Lighting System including reining, realigning, upgrading, repositioning, rearranging, replacing or removing any light posts and adding more light posts along and, within a 0.5 metre width at all sides of the Public Lighting System and the decision of the Director of Highways on what constitutes the area within a 0.5 metre width at all sides of Public Lighting System shall be, final and binding on the grantee. No object, structure or material of whatsoever nature shall be placed on or projected over and above the Public Lighting System that may obstruct the access or impede the carrying out of works as stipulated in this paragraph 6(b). Where in the opinion of the Director of Highways (whose opinion shall be final and binding on the grantee) there are objects, structure or material within the lot or any part of the lot which may obstruct the access to the Public Lighting System for carrying out the works as stipulated in this paragraph 6(b), the Director of Highways shall be entitled by notice in writing to call upon the grantee, at his own expense and in all respects to the satisfaction of the Director of Highways, to demolish or remove such objects, structure or material. If the grantee shall neglect or fail to comply with such notice within the period specified therein, or as required in an emergency the Director of Highways may carry out such removal and demolition works as the Director of Highways may consider necessary and the grantee shall pay to the Government on demand the cost of such works.
- (iv) Save in respect of the reinstatement of any trench excavated in the exercise of the rights in paragraph 6(b), the Government, the Director of Highways and his duly authorized officers, contractors and agent, his or their workmen shall have no liability in respect of any loss, damage, nuisance, or disturbance whatsoever caused to or suffered by the grantee or any other person whether arising out of or incidental to the exercise of the rights and no claim whatsoever shall be made against them in respect of any such loss, damage, nuisance or disturbance. A confirmation from the Director of Highways that the reinstatement is duly completed shall be conclusive and binding on the grantee.
- (c) (i) The Residential Parking Spaces shall not be:
- (I) assigned except :
- (1) together with a residential unit in the Development; or
- (2) to a person who is already the owner of a residential unit in the Development; or
- (II) underlet except to residents of the residential units in the Development.
- Provided that in any event not more than three in number of the total of the Residential Parking Spaces shall be assigned to the owner or underlet to the resident of any one residential unit in the Development.

- (ii) Paragraph 6(c)(i) shall not apply to the Parking Spaces for the Disabled Persons.
- (d) (i) The Residential Parking Spaces shall not be used for any purpose other than for the parking of motor vehicles licensed under the Road Traffic Ordinance, any regulations made thereunder and any amending legislation, and belonging to the residents of the residential units in the Development and their bona fide guests, visitors or invitees and in particular the said spaces shall not be used for the storage, display or exhibiting of motor vehicles for sale or otherwise or for the provision of car cleaning and beauty services.
- (ii) The Parking Spaces for the Disabled Persons shall not be used for any purpose other than for the parking of motor vehicles by disabled persons as defined in the Road Traffic Ordinance, any regulations made thereunder and any amending legislation, and belonging to the residents of the building(s) erected or to be erected on the lot and their bona fide guests, visitors or invitees and in particular the said spaces shall not be used for the storage, display or exhibiting of motor vehicles for sale or otherwise or for the provision of car cleaning and beauty services.
- (iii) The Loading and Unloading Parking Space shall not be used for any purpose other than for the loading and unloading of goods vehicles in connection with the Development. Each of the said spaces provided shall measure 3.5 metres in width and 7.0 metres in length with a minimum headroom of 3.6 metres.
- (e) In the event of earth, spoil, debris, construction waste or building materials (“the waste”) from the lot, or from other areas affected by any development of the lot being eroded, washed down or dumped onto public lanes or roads or into or onto road-culverts, foreshore or seabed, sewers, storm-water drains or nullahs or other Government properties (“the Government properties”), the grantee shall at his own expense remove the waste from and make good any damage done to the Government properties. The grantee shall indemnify the Government against all actions, claims and demands arising out of any damage or nuisance to private property caused by such erosion, washing down or dumping. The Director may (but is not obliged to), at the request of the grantee, remove the waste from and make good any damage done to the Government properties and the grantee shall pay to the Government on demand the cost thereof.
- (f) The grantee shall take or cause to be taken all proper and adequate care, skill and precautions at all times, and particularly when carrying out construction, maintenance, renewal or repair work (“the Works”), to avoid causing any damage, disturbance or obstruction to any Government or other existing drain, waterway or watercourse, water main, road, footpath, street furniture, sewer, nullah, pipe, cable, wire, utility service or any other works or installations being or running upon, over, under or adjacent to the lot or any part thereof or the Green Hatched Black Areas or both (“the Services”). The grantee shall prior to carrying out any of the Works make or cause to be made such proper search and enquiry as may be necessary to ascertain the present position and levels of the Services, and shall submit his proposals for dealing with any of the Services which may be affected by the Works in writing to the Director for his approval in all respects, and shall not carry out any work whatsoever until the Director shall have given his written approval to the Works and to such aforesaid proposals. The grantee shall comply with and at his own expense meet any requirements which may be imposed by the Director in respect of the Services in granting the aforesaid approval, including the cost of any necessary diversion, relaying or reinstatement. The grantee shall at his own expense in all respects repair, make good and reinstate to the satisfaction of the Director any damage, disturbance or obstruction caused to the lot or any part thereof or the Green Hatched Black Areas or both or any of the Services in any manner arising out of the Works (except for nullah, sewer, storm-water drain or water main, the making good of which shall be carried out by the Director, unless the Director elects otherwise, and the grantee shall pay to the Government on demand the cost of such works). If the grantee fails to carry out any such necessary diversion, relaying, repairing, making good and reinstatement of the lot or any part thereof or the Green Hatched Black Areas or both or of any of the Services to the satisfaction of the Director, the Director may carry out any such diversion, relaying, repairing, making good or reinstatement as he considers necessary and the grantee shall pay to the Government on demand the cost of such works.
- (g) Upon any failure or neglect by the grantee to perform, observe or comply with any of the conditions in the Land Grant, the Government shall be entitled to re-enter upon and take back possession of the lot or any part thereof and all or any buildings, erections and works on the lot or any part thereof. Upon re-entry: (a) the rights of the grantee

under the Land Grant on the part of the lot re-entered shall absolutely cease and determine; (b) the grantee shall not be entitled to any refund of premium, any payment or compensation whatsoever in respect of the value of the land or any building(s) erected thereon or any amount expended by the grantee in the preparation, formation or development of the lot or any part thereof; but (c) the rights, remedies and claims of the Government in respect of any breach, non-observance or non-performance of the Land Grant are not to be thereby prejudiced.

- (h) Except with the prior written consent of the Director and in conformity with any conditions imposed by him, no building, structure, support for any building or buildings or structure or structures, or projection shall be erected or constructed or placed within the area shown coloured pink cross-hatched green on the plan annexed to the Land Grant (“the Pink Cross-hatched Green Area”) at the ground level(s) or within the air space extending upwards from the ground level(s) of the Pink Cross-hatched Green Area to a height of 15 metres.
- (i) See 5 above.

Note:

The expression “grantee” as mentioned in this section means the “Purchaser” under the Land Grant, and where the context so admits or requires includes his executors, administrators and assigns and in case of a corporation its successors and assigns.

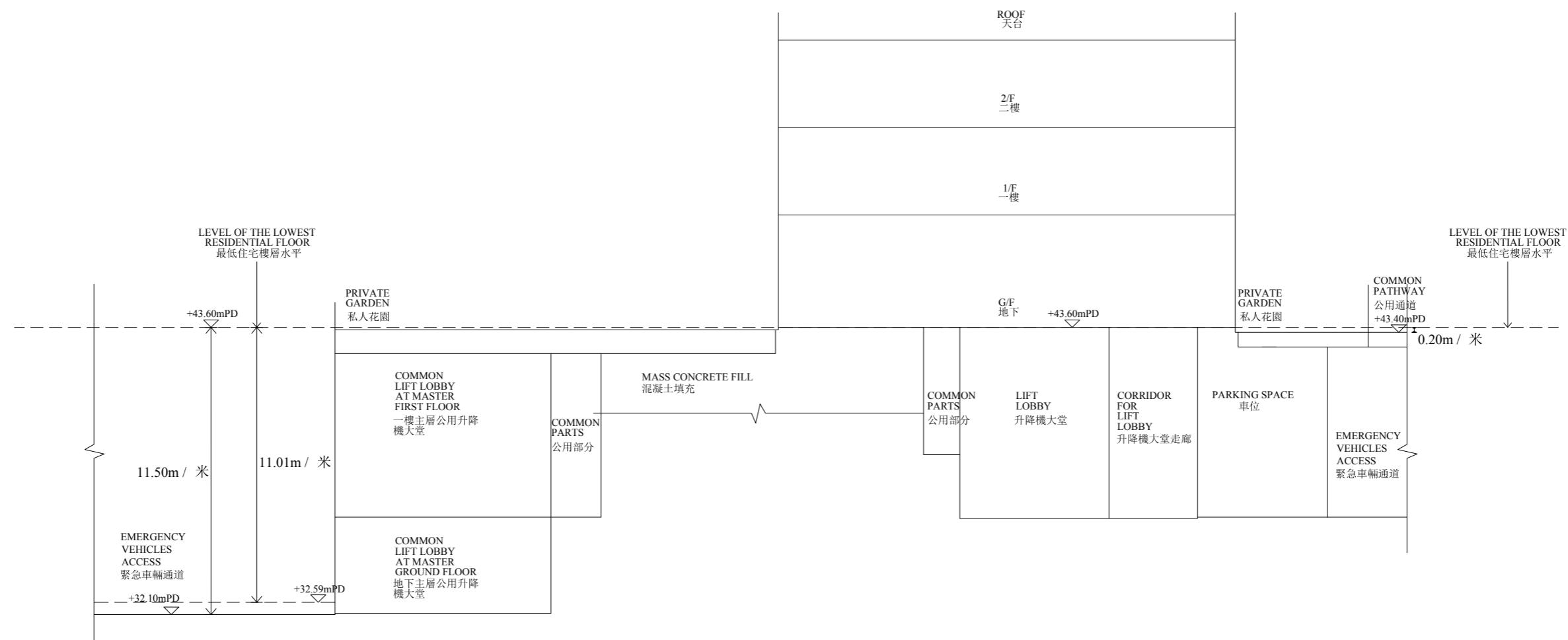
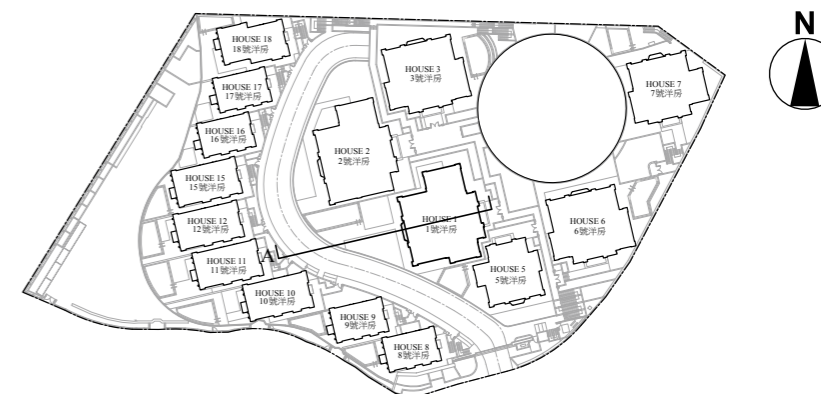
不適用

Not applicable

1. 現特此建議買方聘用一間獨立的律師事務所（代表擁有人行事者除外），以在交易中代表買方行事。
2. 如買方聘用上述的獨立的律師事務所，以在交易中代表買方行事，該律師事務所將會能夠向買方提供獨立意見。
3. 如買方聘用代表擁有人行事的律師事務所同時代表買方行事，而擁有人與買方之間出現利益衝突：-
 - (i) 該律師事務所可能不能夠保障買方的利益；及
 - (ii) 買方可能要聘用一間獨立的律師事務所；及
 - (iii) 如屬 3(ii) 段的情況，買方須支付的律師費用總數，可能高於如買方自一開始即聘用一間獨立的律師事務所便須支付的費用。

1. The purchaser is hereby recommended to instruct a separate firm of solicitors (other than that acting for the owner) to act for the purchaser in relation to the transaction.
2. If the purchaser instructs such separate firm of solicitors to act for the purchaser in relation to the transaction, that firm will be able to give independent advice to the purchaser.
3. If the purchaser instructs the firm of solicitors acting for the owner to act for the purchaser as well, and a conflict of interest arises between the owner and the purchaser:-
 - (i) that firm may not be able to protect the purchaser's interests; and
 - (ii) the purchaser may have to instruct a separate firm of solicitors; and
 - (iii) that in the case of paragraph 3(ii), the total solicitors' fees payable by the purchaser may be higher than the fees that would have been payable if the purchaser had instructed a separate firm of solicitors in the first place.

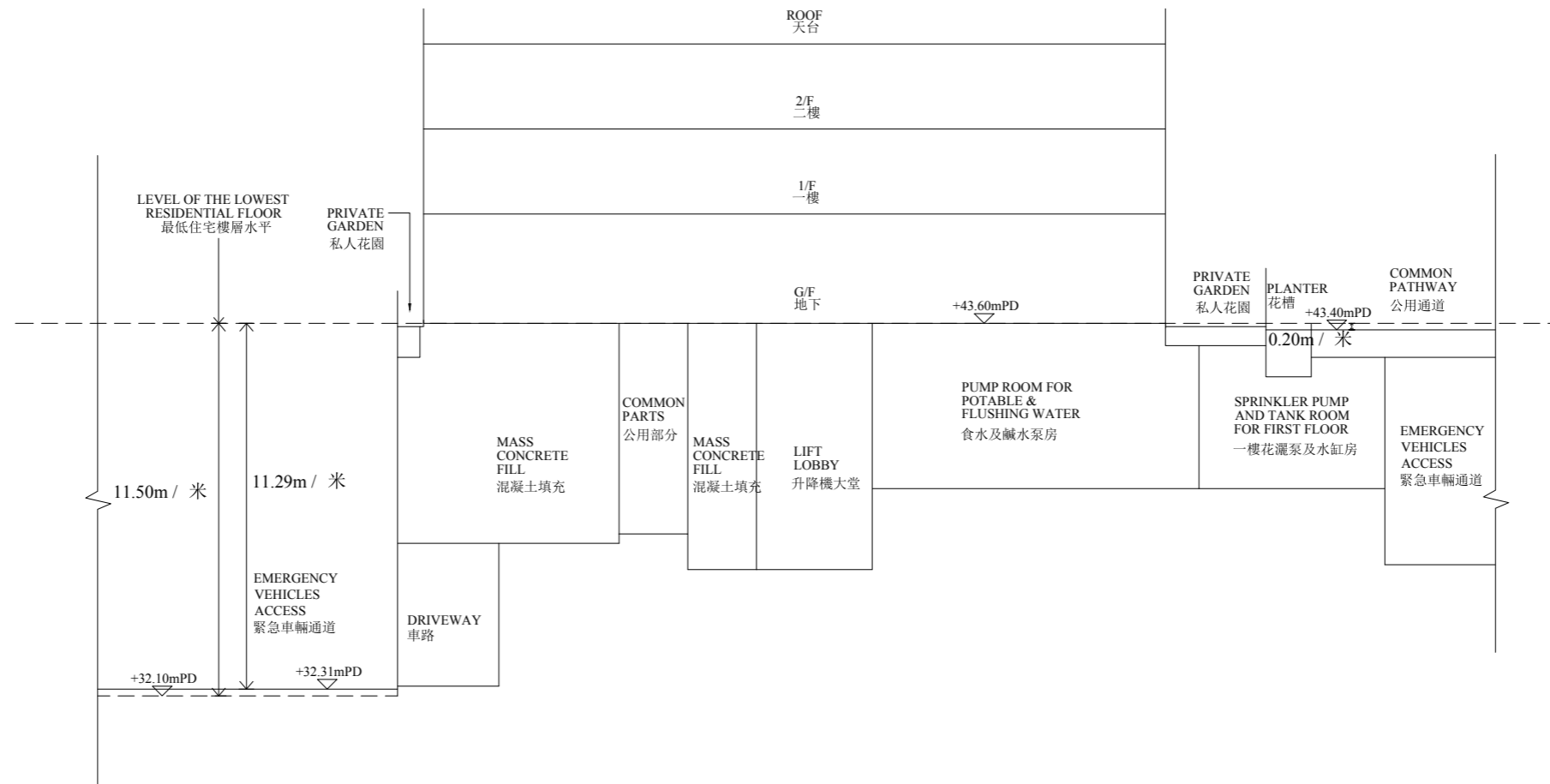
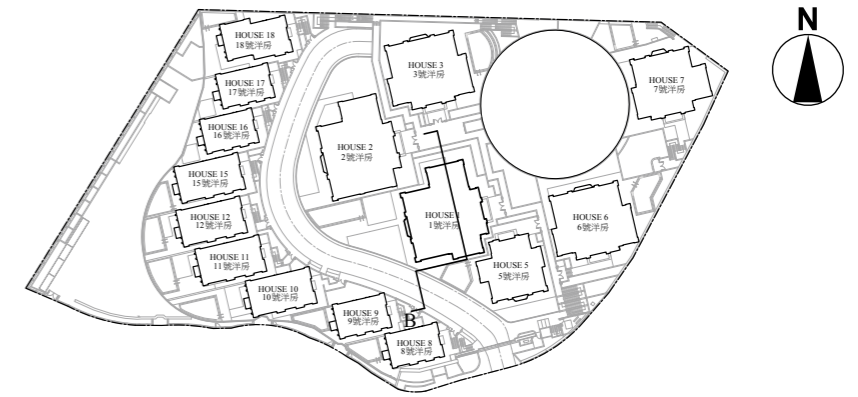
1 號洋房截面圖 A
HOUSE 1 SECTION A



- 虛線為最低住宅樓層水平
Dotted line denotes the level of the lowest residential floor
- ——— 土地界線
Boundary Line
- ▽ 香港主水平基準以上高度 (米)
Height in metres above Hong Kong Principal Datum (HKPD)

毗連建築物的一段緊急車輛通道為香港主水平基準以上 32.10 至 32.59 米。
毗連建築物的一段公用通道為香港主水平基準以上 43.40 米。
The part of Emergency Vehicular Access adjacent to the building is 32.10 to 32.59 metres above the Hong Kong Principal Datum.
The part of common pathway adjacent to the building is 43.40 metres above the Hong Kong Principal Datum.

1 號洋房截面圖 B
HOUSE 1 SECTION B



----- 虛線為最低住宅樓層水平
Dotted line denotes the level of the lowest residential floor

—— ——— 土地界線
Boundary Line

▽ 香港主水平基準以上高度 (米)
Height in metres above Hong Kong Principal Datum (HKPD)

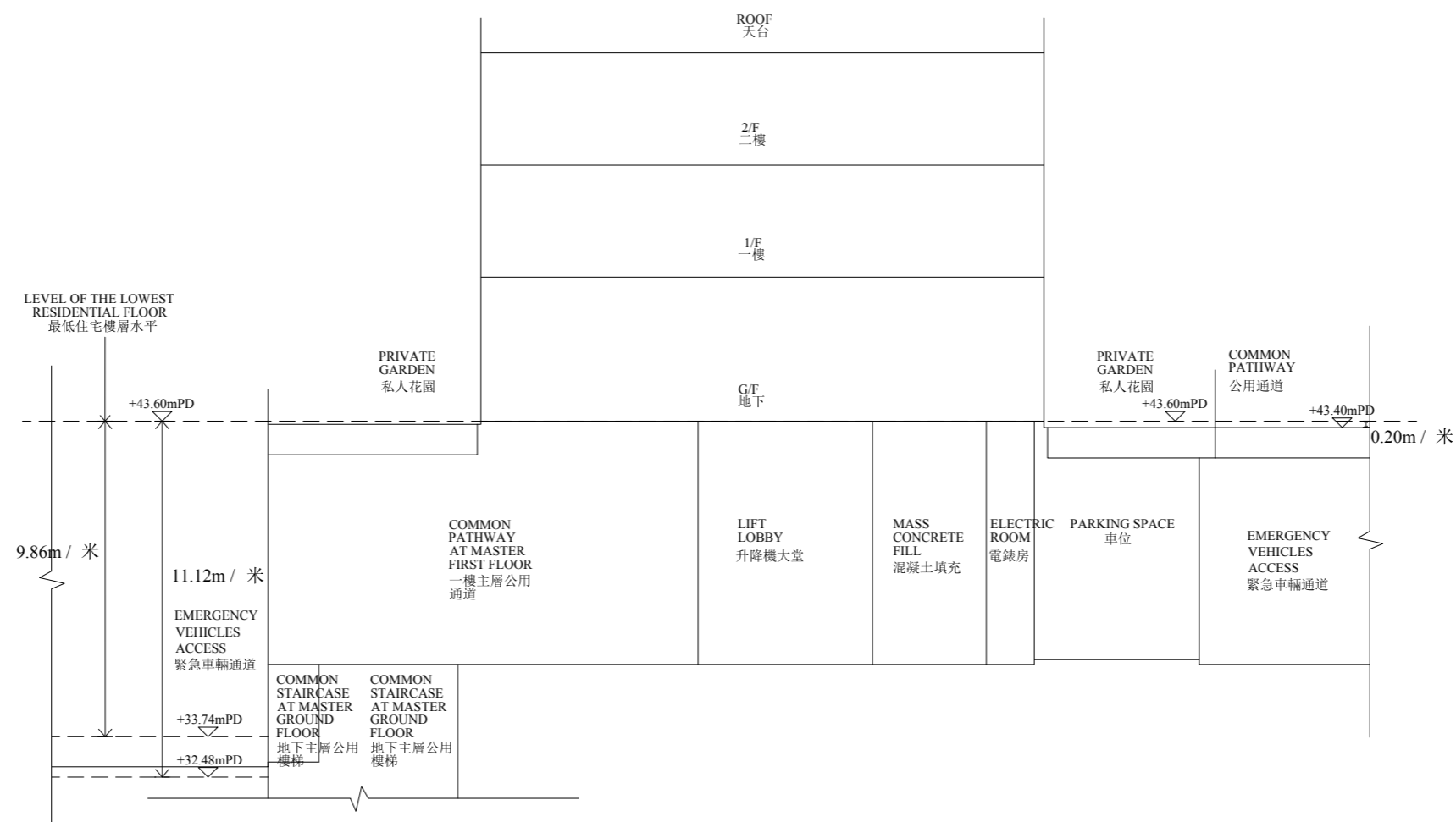
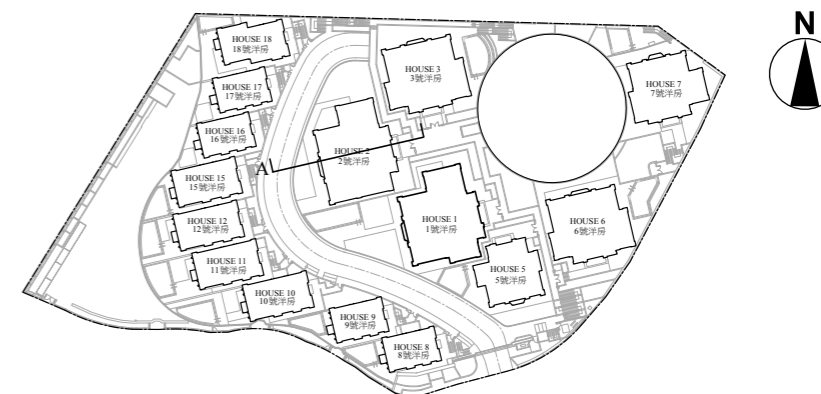
毗連建築物的一段緊急車輛通道為香港主水平基準以上 32.10 至 32.31 米。

毗連建築物的一段公用通道為香港主水平基準以上 43.40 米。

The part of Emergency Vehicular Access adjacent to the building is 32.10 to 32.31 metres above the Hong Kong Principal Datum.

The part of common pathway adjacent to the building is 43.40 metres above the Hong Kong Principal Datum.

2 號洋房截面圖 A
HOUSE 2 SECTION A



----- 虛線為最低住宅樓層水平
Dotted line denotes the level of the lowest residential floor

—— ——— 土地界線
Boundary Line

▽ 香港主水平基準以上高度 (米)
Height in metres above Hong Kong Principal Datum (HKPD)

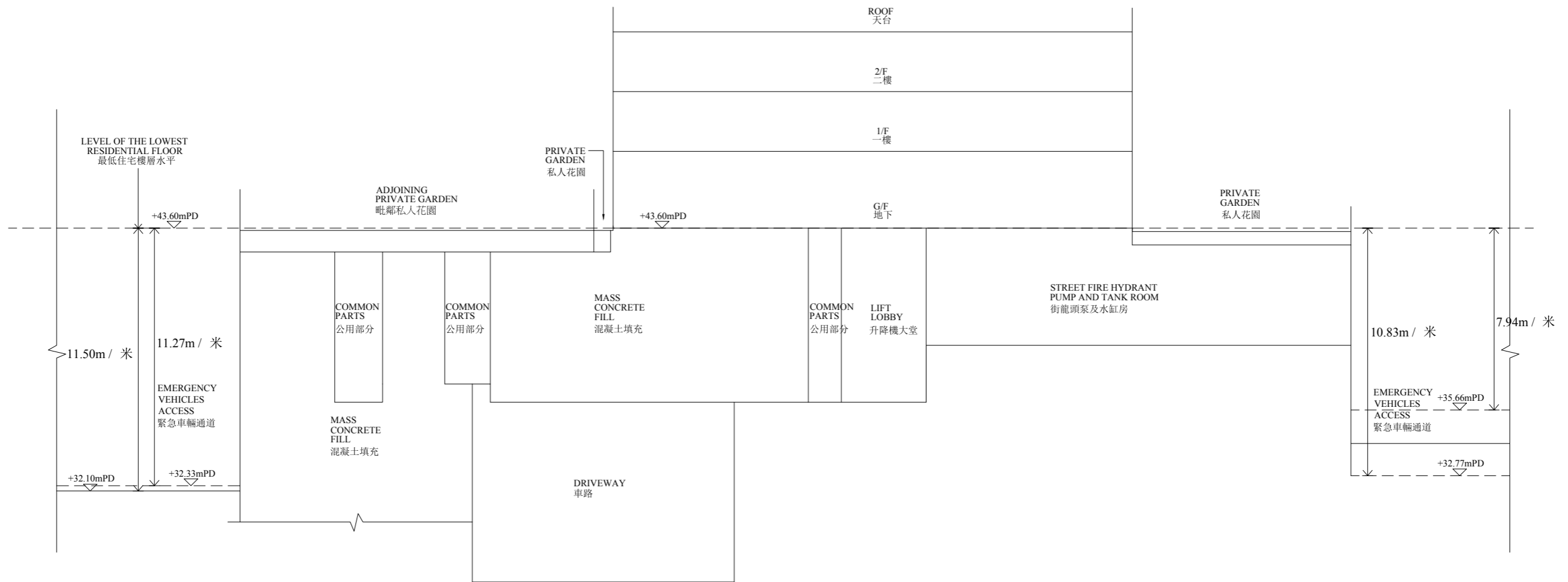
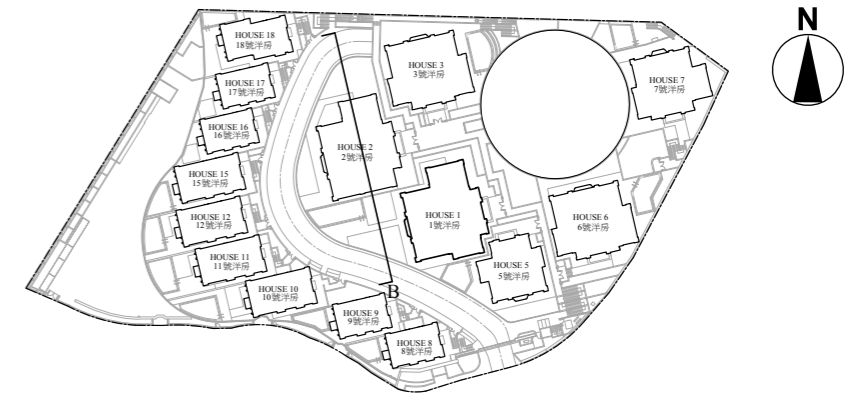
毗連建築物的一段緊急車輛通道為香港主水平基準以上 32.48 至 33.74 米。

毗連建築物的一段公用通道為香港主水平基準以上 43.40 米。

The part of Emergency Vehicular Access adjacent to the building is 32.48 to 33.74 metres above the Hong Kong Principal Datum.

The part of common pathway adjacent to the building is 43.40 metres above the Hong Kong Principal Datum.

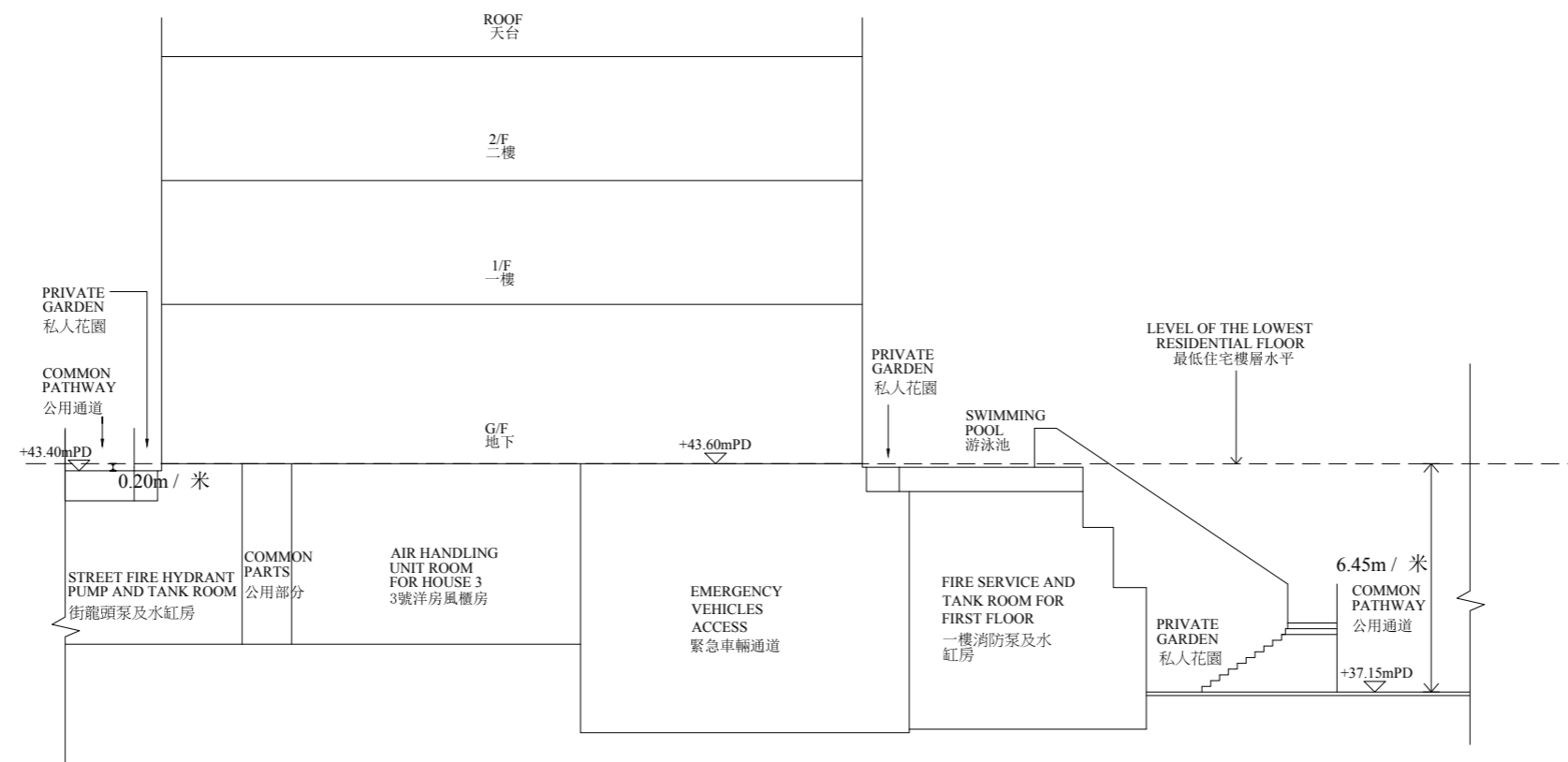
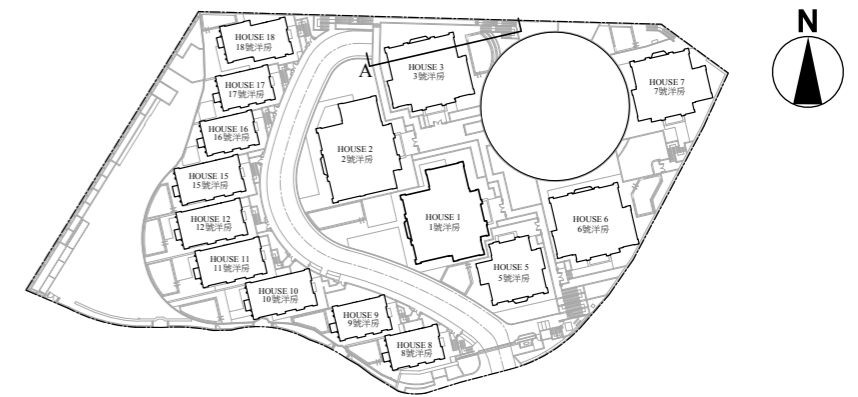
2 號洋房截面圖 B
HOUSE 2 SECTION B



- 虛線為最低住宅樓層水平
Dotted line denotes the level of the lowest residential floor
- 土地界線
Boundary Line
- ▽ 香港主水平基準以上高度 (米)
Height in metres above Hong Kong Principal Datum (HKPD)

毗連建築物的一段緊急車輛通道為香港主水平基準以上 32.10 至 32.33 米。
毗連建築物的一段緊急車輛通道為香港主水平基準以上 32.77 至 35.66 米。
The part of Emergency Vehicular Access adjacent to the building is 32.10 to 32.33 metres above the Hong Kong Principal Datum.
The part of Emergency Vehicular Access adjacent to the building is 32.77 to 35.66 metres above the Hong Kong Principal Datum.

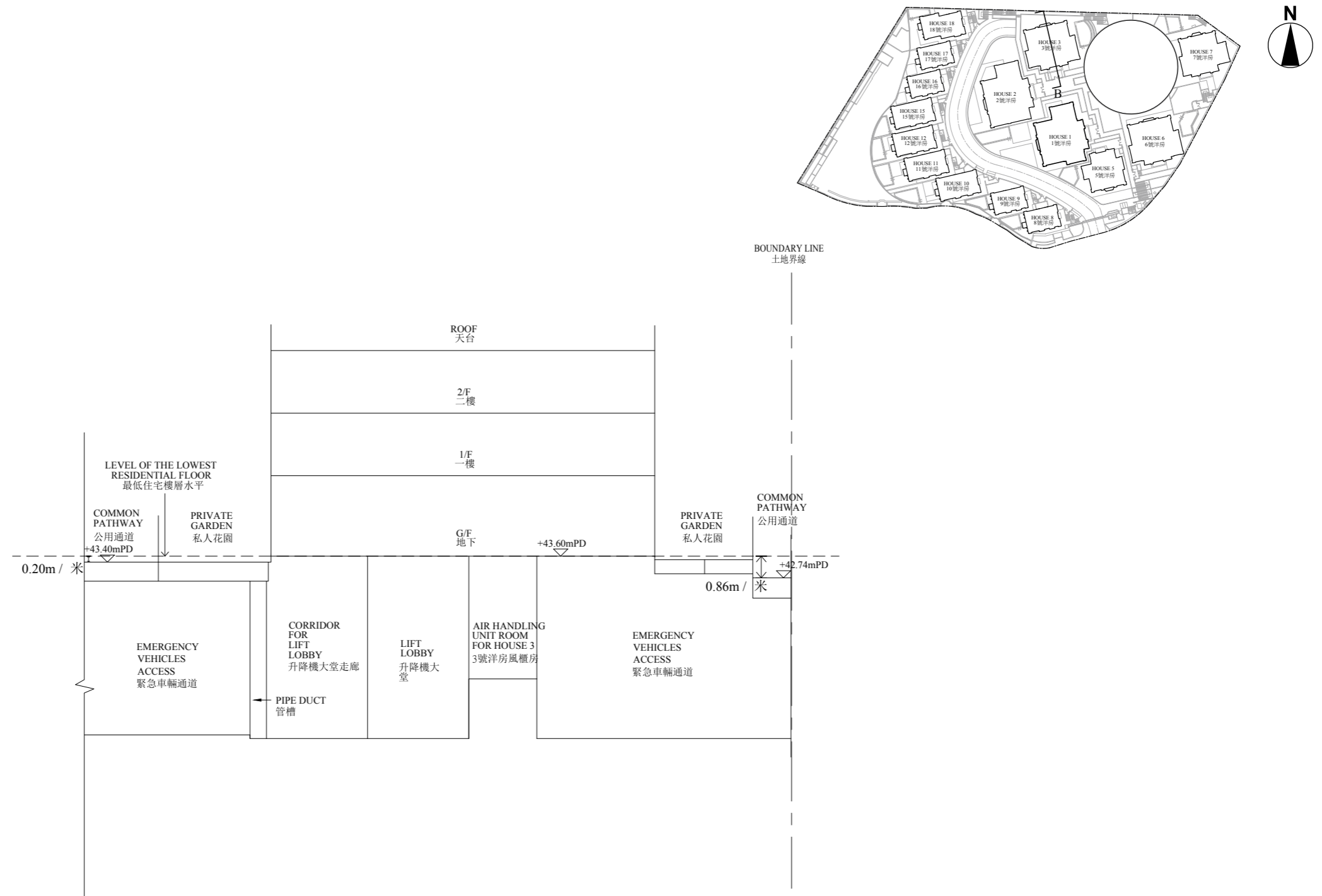
3 號洋房截面圖 A
HOUSE 3 SECTION A



- 虛線為最低住宅樓層水平
Dotted line denotes the level of the lowest residential floor
- ——— 土地界線
Boundary Line
- ▽ 香港主水平基準以上高度 (米)
Height in metres above Hong Kong Principal Datum (HKPD)

毗連建築物的一段公用通道為香港主水平基準以上 43.40 米。
毗連建築物的一段公用通道為香港主水平基準以上 37.15 米。
The part of common pathway adjacent to the building is 43.40 metres above the Hong Kong Principal Datum.
The part of common pathway adjacent to the building is 37.15 metres above the Hong Kong Principal Datum.

3 號洋房截面圖 B
HOUSE 3 SECTION B



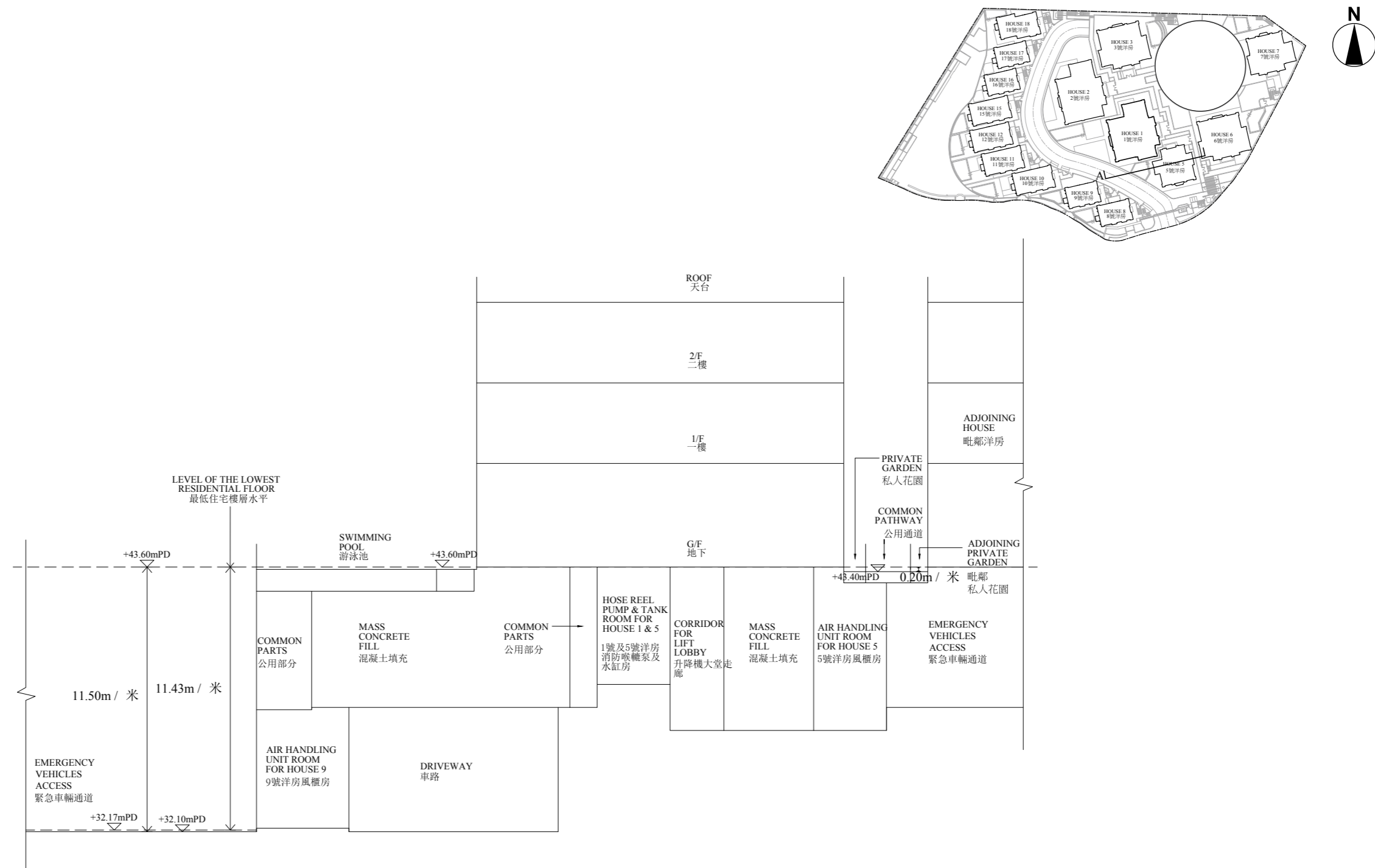
----- 虛線為最低住宅樓層水平
Dotted line denotes the level of the lowest residential floor

——— 土地界線
Boundary Line

▽ 香港主水平基準以上高度 (米)
Height in metres above Hong Kong Principal Datum (HKPD)

毗連建築物的一段公用通道為香港主水平基準以上 43.40 米。
毗連建築物的一段公用通道為香港主水平基準以上 42.74 米。
The part of common pathway adjacent to the building is 43.40 metres above the Hong Kong Principal Datum.
The part of common pathway adjacent to the building is 42.74 metres above the Hong Kong Principal Datum.

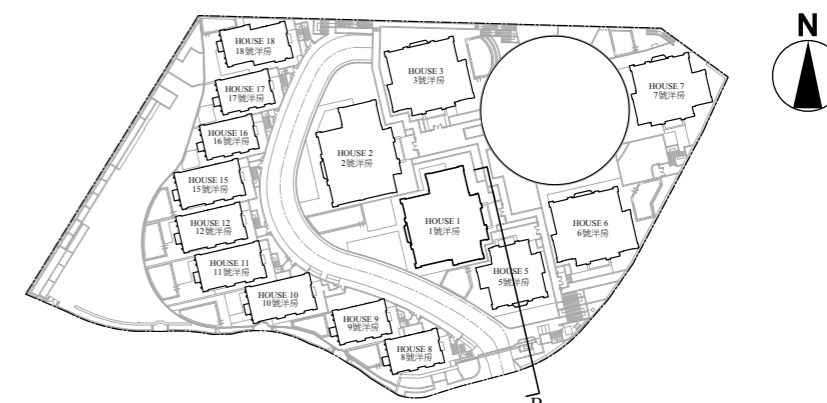
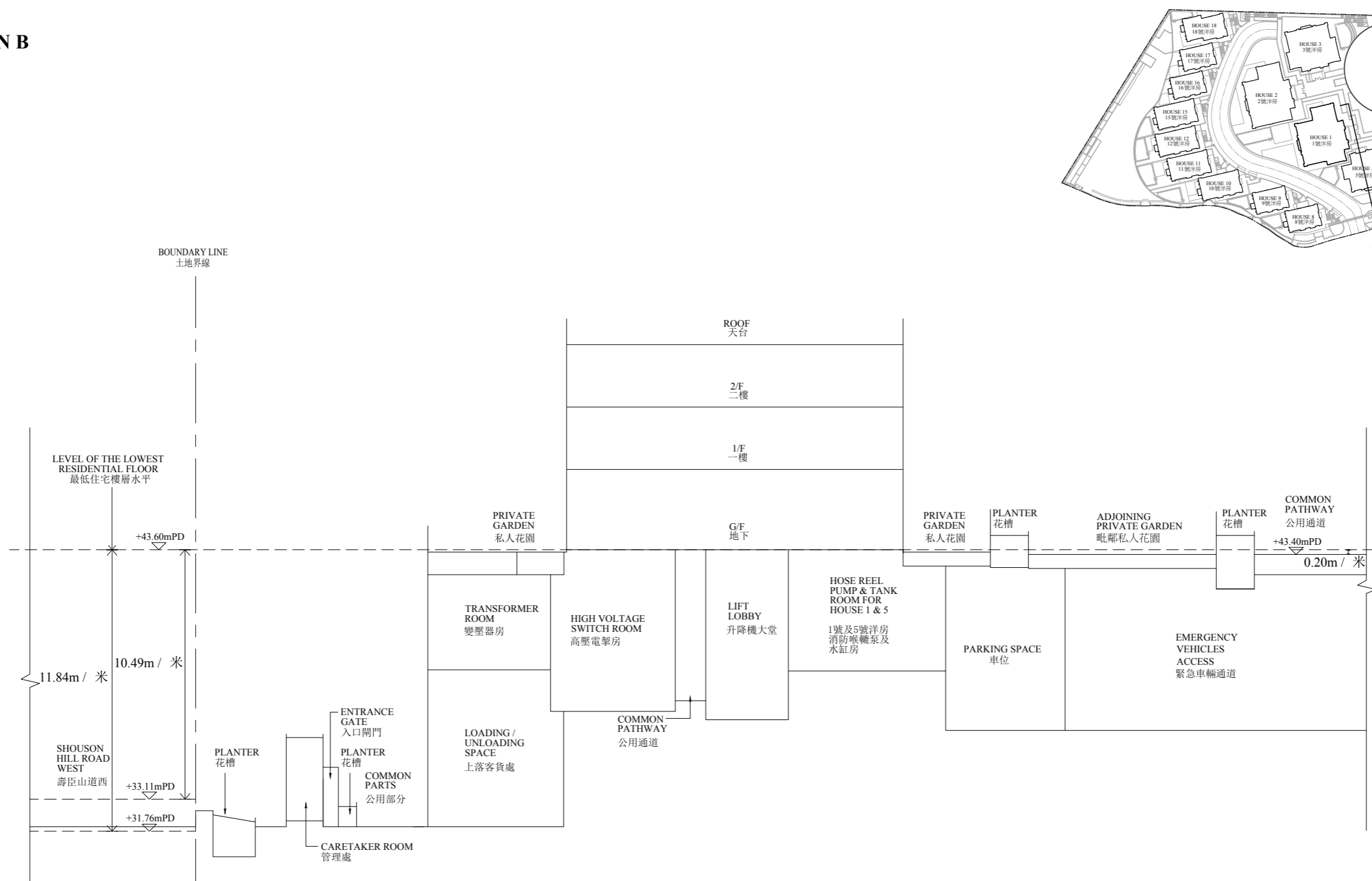
5 號洋房截面圖 A
HOUSE 5 SECTION A



- 虛線為最低住宅樓層水平
Dotted line denotes the level of the lowest residential floor
- ——— 土地界線
Boundary Line
- ▽ 香港主水平基準以上高度 (米)
Height in metres above Hong Kong Principal Datum (HKPD)

毗連建築物的一段緊急車輛通道為香港主水平基準以上 32.10 至 32.17 米。
毗連建築物的一段公用通道為香港主水平基準以上 43.40 米。
The part of Emergency Vehicular Access adjacent to the building is 32.10 to 32.17 metres above the Hong Kong Principal Datum.
The part of common pathway adjacent to the building is 43.40 metres above the Hong Kong Principal Datum.

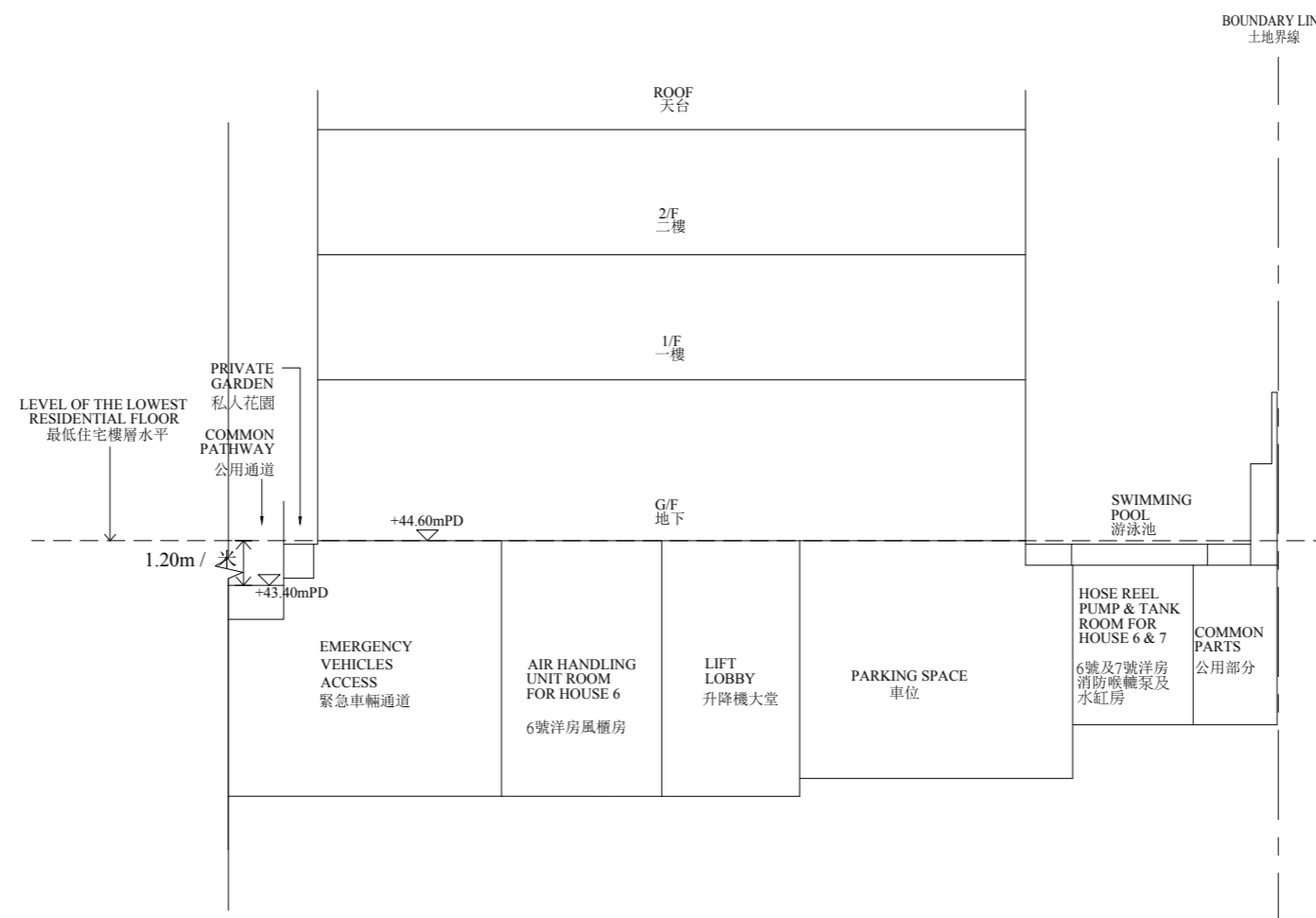
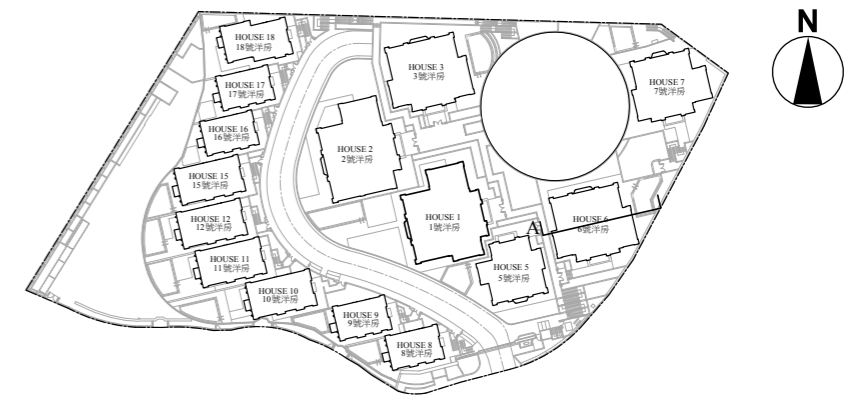
5 號洋房截面圖 B
HOUSE 5 SECTION B



- 虛線為最低住宅樓層水平
Dotted line denotes the level of the lowest residential floor
- 土地界線
Boundary Line
- ▽ 香港主水平基準以上高度 (米)
Height in metres above Hong Kong Principal Datum (HKPD)

毗連建築物的一段壽臣山道西為香港主水平基準以上 31.76 至 33.11 米。
毗連建築物的一段公用通道為香港主水平基準以上 43.40 米。
The part of Shouson Hill Road West adjacent to the building is 31.76 to 33.11 metres above the Hong Kong Principal Datum.
The part of common pathway adjacent to the building is 43.40 metres above the Hong Kong Principal Datum.

6號洋房截面圖 A
HOUSE 6 SECTION A



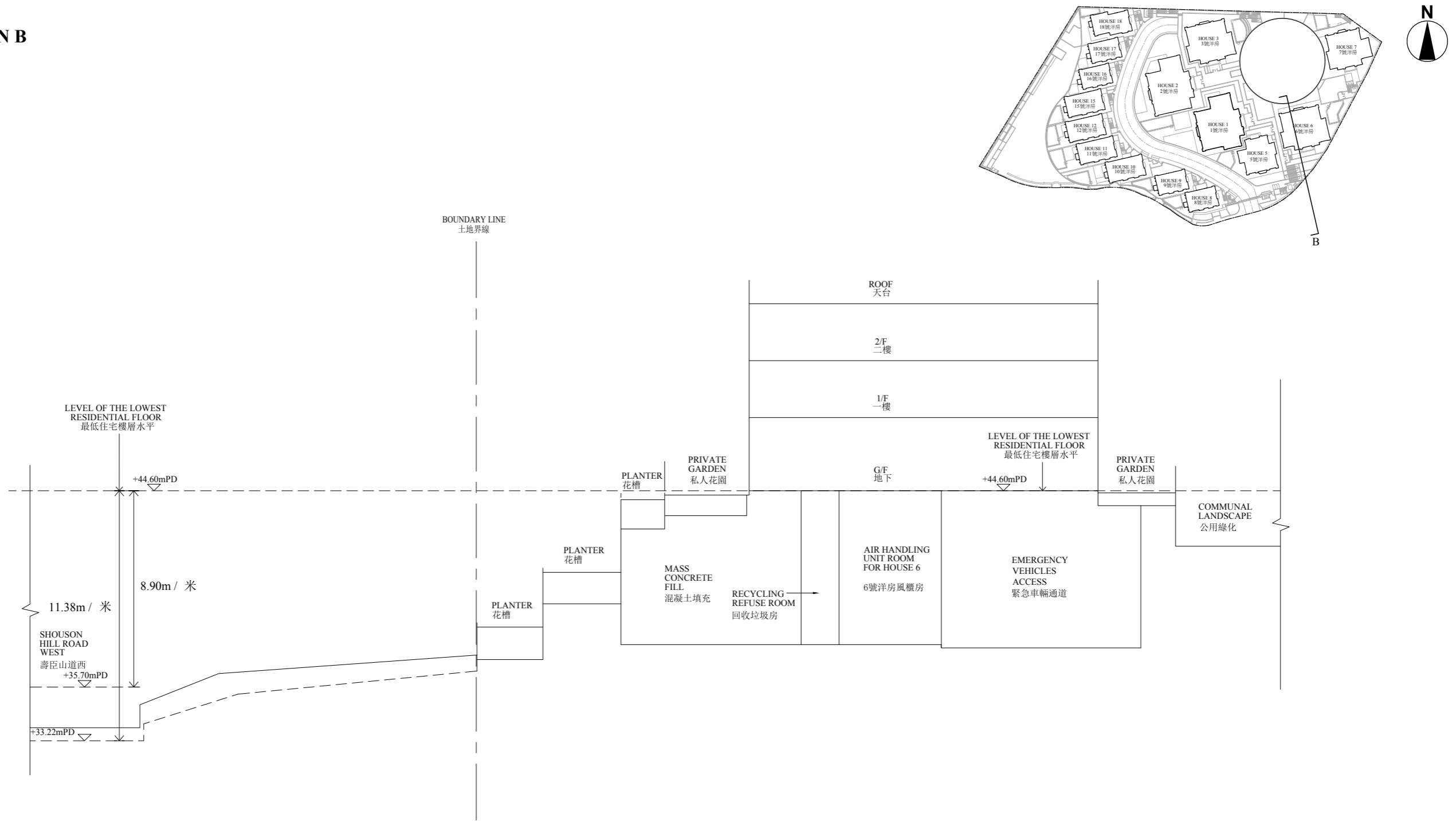
----- 虛線為最低住宅樓層水平
Dotted line denotes the level of the lowest residential floor

----- 土地界線
Boundary Line

▽ 香港主水平基準以上高度 (米)
Height in metres above Hong Kong Principal Datum (HKPD)

毗連建築物的一段公用通道為香港主水平基準以上 43.40 米。
The part of common pathway adjacent to the building is 43.40 metres above the Hong Kong Principal Datum.

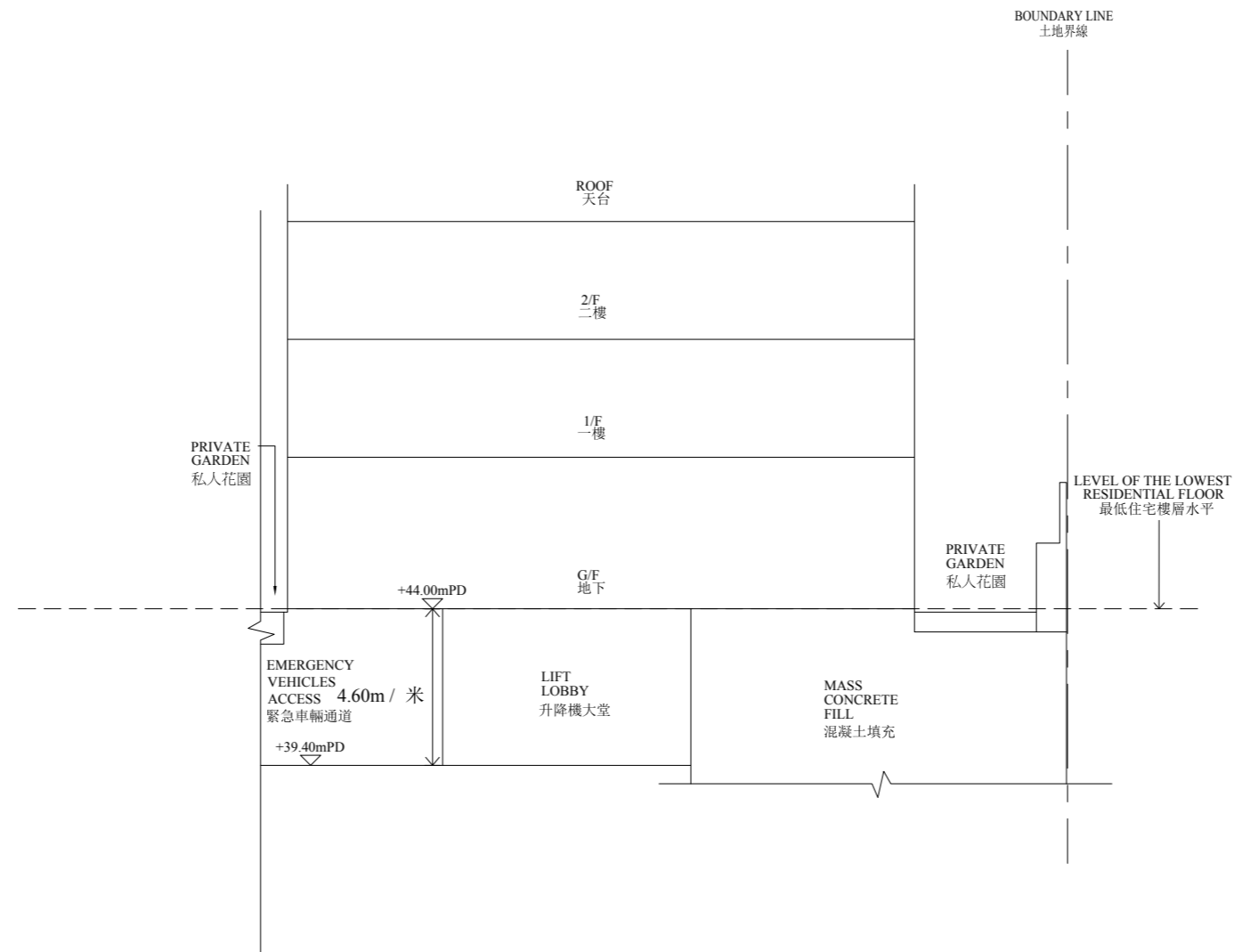
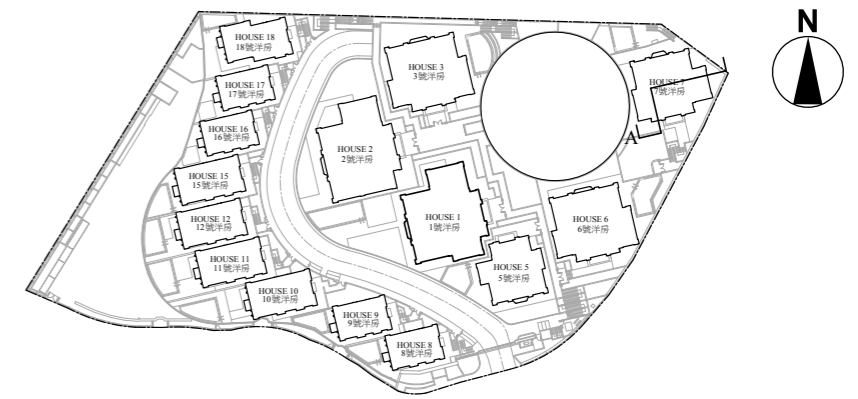
6號洋房截面圖 B
HOUSE 6 SECTION B



- 虛線為最低住宅樓層水平
Dotted line denotes the level of the lowest residential floor
- - - - - 土地界線
Boundary Line
- ▽ 香港主水平基準以上高度 (米)
Height in metres above Hong Kong Principal Datum (HKPD)

毗連建築物的一段壽臣山道西為香港主水平基準以上 33.22 至 35.70 米。
The part of Shouson Hill Road West adjacent to the building is 33.22 to 35.70 metres above the Hong Kong Principal Datum.

7 號洋房截面圖 A
HOUSE 7 SECTION A



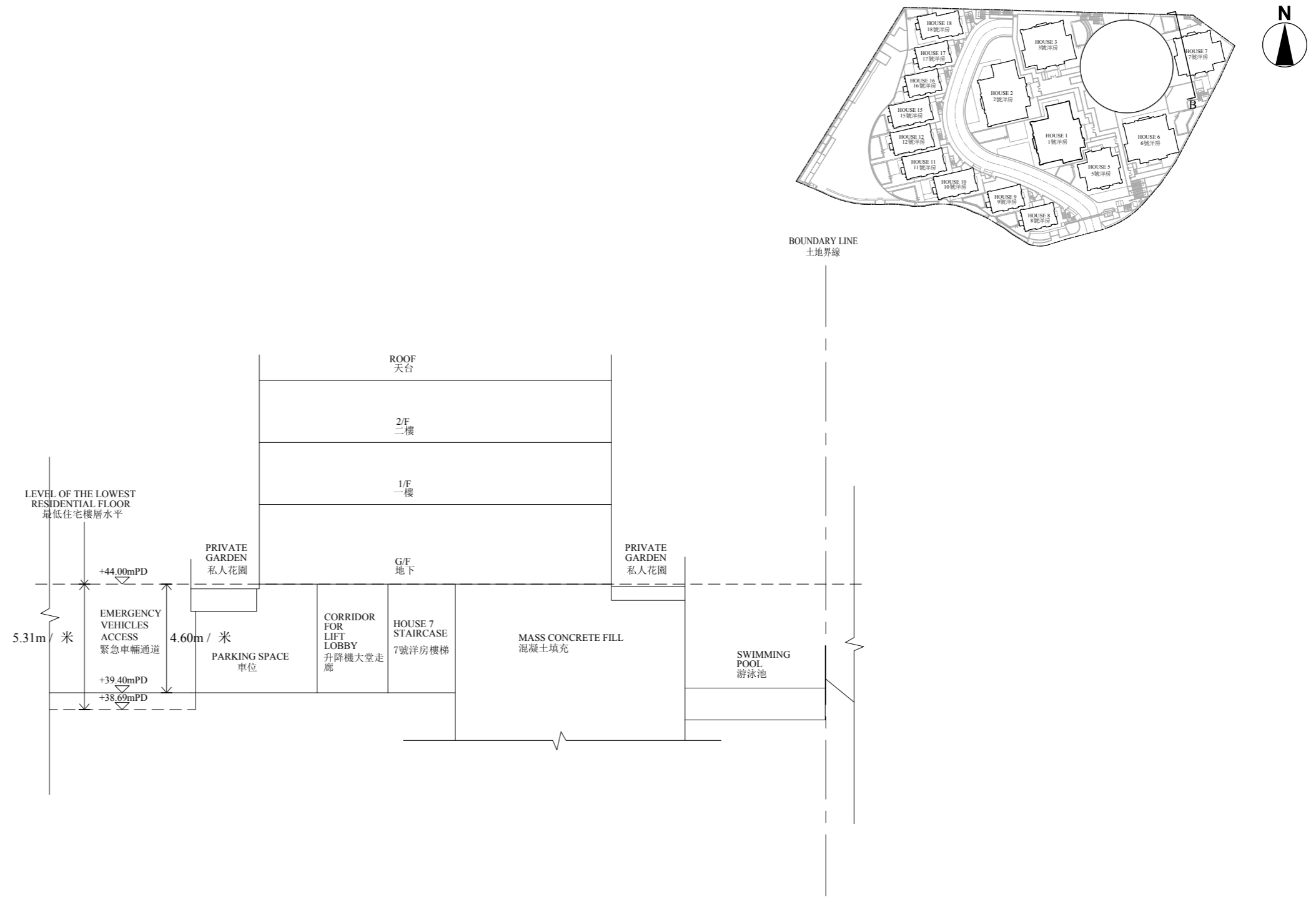
----- 虛線為最低住宅樓層水平
Dotted line denotes the level of the lowest residential floor

—— ——— 土地界線
Boundary Line

▽ 香港主水平基準以上高度 (米)
Height in metres above Hong Kong Principal Datum (HKPD)

毗連建築物的一段緊急車輛通道為香港主水平基準以上 39.40 米。
The part of Emergency Vehicular Access adjacent to the building is 39.40 metres above the Hong Kong Principal Datum.

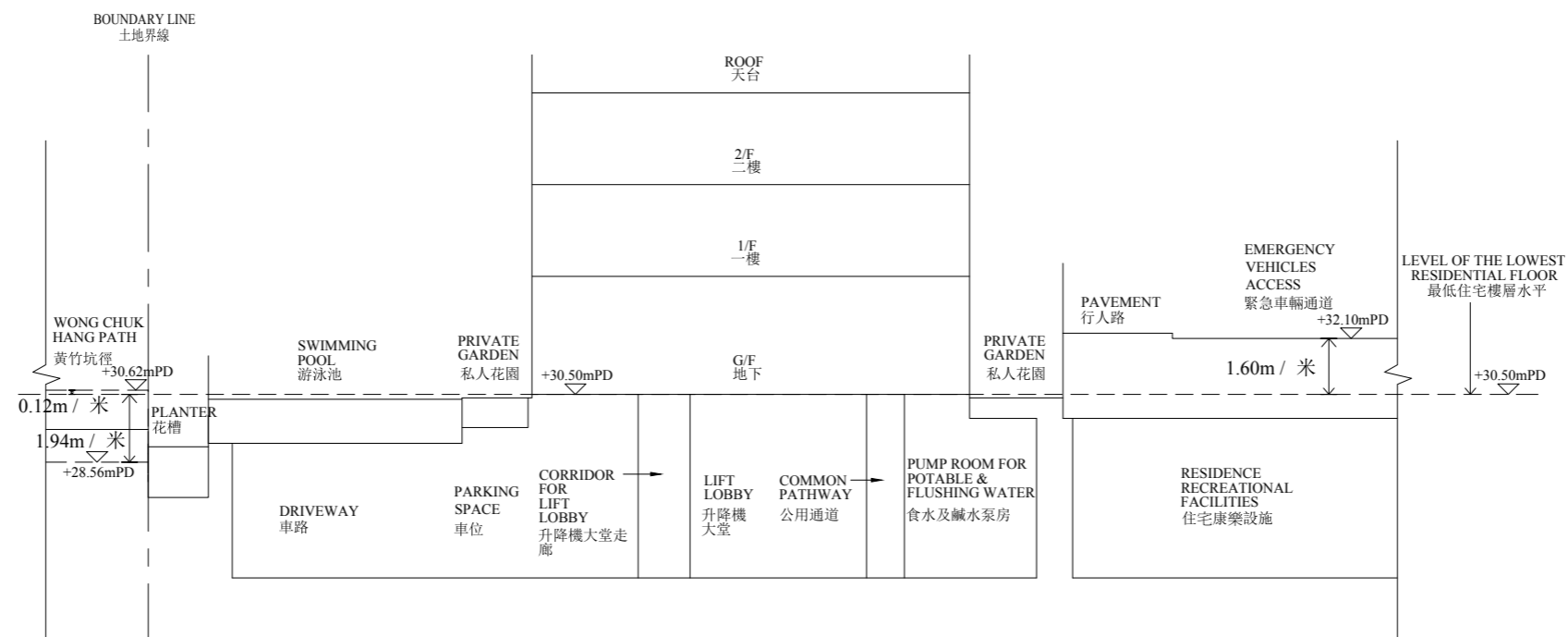
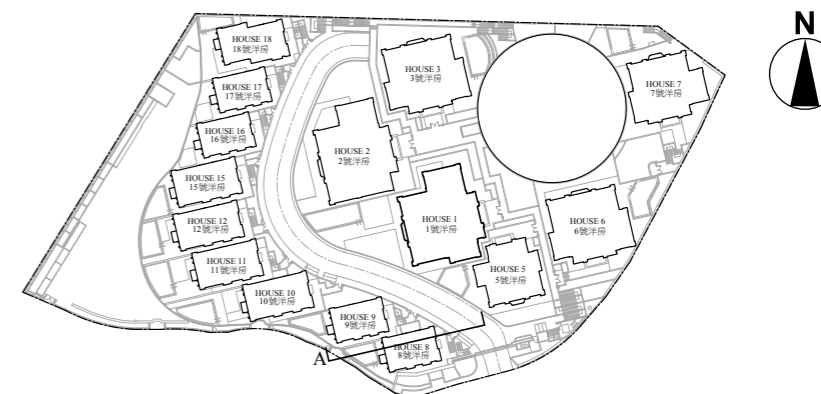
7 號洋房截面圖 B
HOUSE 7 SECTION B



- 虛線為最低住宅樓層水平
Dotted line denotes the level of the lowest residential floor
- - - - - 土地界線
Boundary Line
- ▽ 香港主水平基準以上高度 (米)
Height in metres above Hong Kong Principal Datum (HKPD)

毗連建築物的一段緊急車輛通道為香港主水平基準以上 38.69 至 39.40 米。
The part of Emergency Vehicular Access adjacent to the building is 38.69 to 39.40 metres above the Hong Kong Principal Datum.

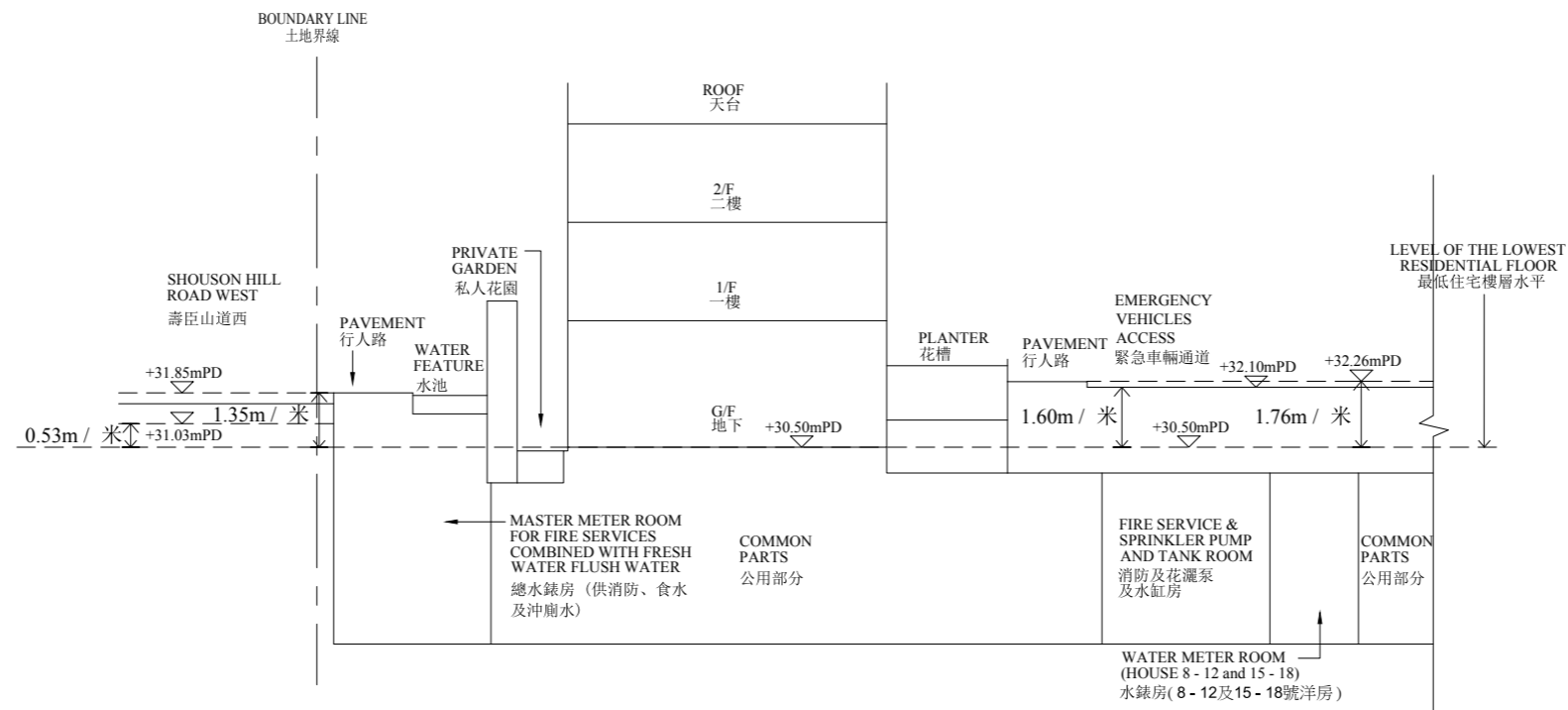
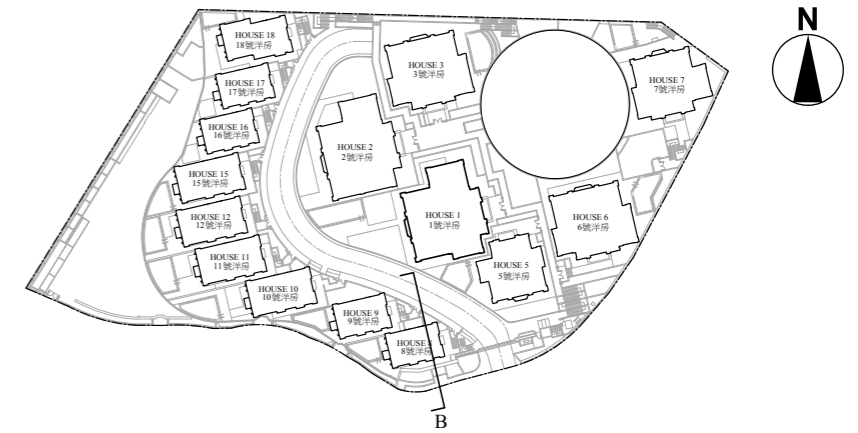
8 號洋房截面圖 A
HOUSE 8 SECTION A



- 虛線為最低住宅樓層水平
Dotted line denotes the level of the lowest residential floor
- 土地界線
Boundary Line
- ▽ 香港主水平基準以上高度 (米)
Height in metres above Hong Kong Principal Datum (HKPD)

毗連建築物的一段緊急車輛通道為香港主水平基準以上 32.10 米。
毗連建築物的一段黃竹坑徑為香港主水平基準以上 28.56 至 30.62 米。
The part of Emergency Vehicular Access adjacent to the building is 32.10 metres above the Hong Kong Principal Datum.
The part of Wong Chuk Hang Path adjacent to the building is 28.56 to 30.62 metres above the Hong Kong Principal Datum.

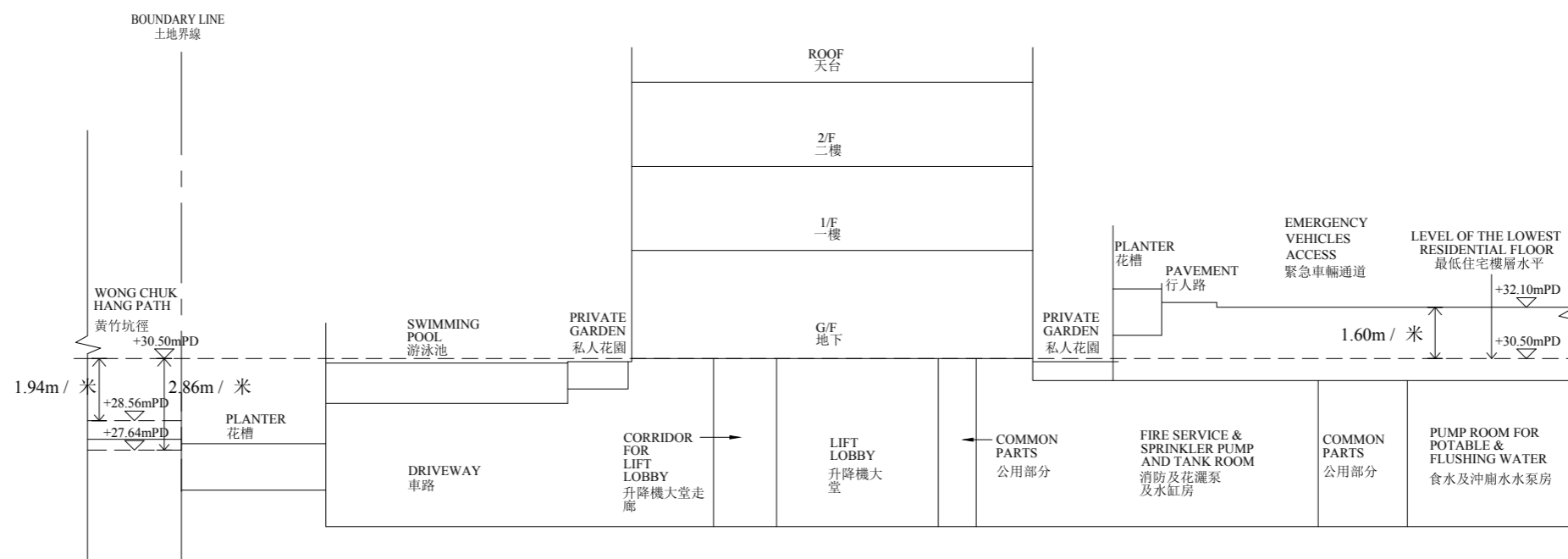
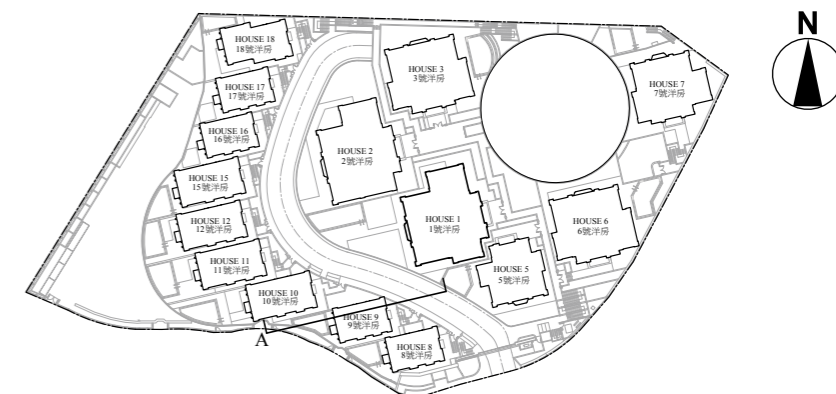
8 號洋房截面圖 B
HOUSE 8 SECTION B



- 虛線為最低住宅樓層水平
Dotted line denotes the level of the lowest residential floor
- 土地界線
Boundary Line
- ▽ 香港主水平基準以上高度 (米)
Height in metres above Hong Kong Principal Datum (HKPD)

毗連建築物的一段緊急車輛通道為香港主水平基準以上 32.10 至 32.26 米。
毗連建築物的一段壽臣山道西為香港主水平基準以上 31.03 至 31.85 米。
The part of Emergency Vehicular Access adjacent to the building is 32.10 to 32.26 metres above the Hong Kong Principal Datum.
The part of Shouson Hill Road West adjacent to the building is 31.03 to 31.85 metres above the Hong Kong Principal Datum.

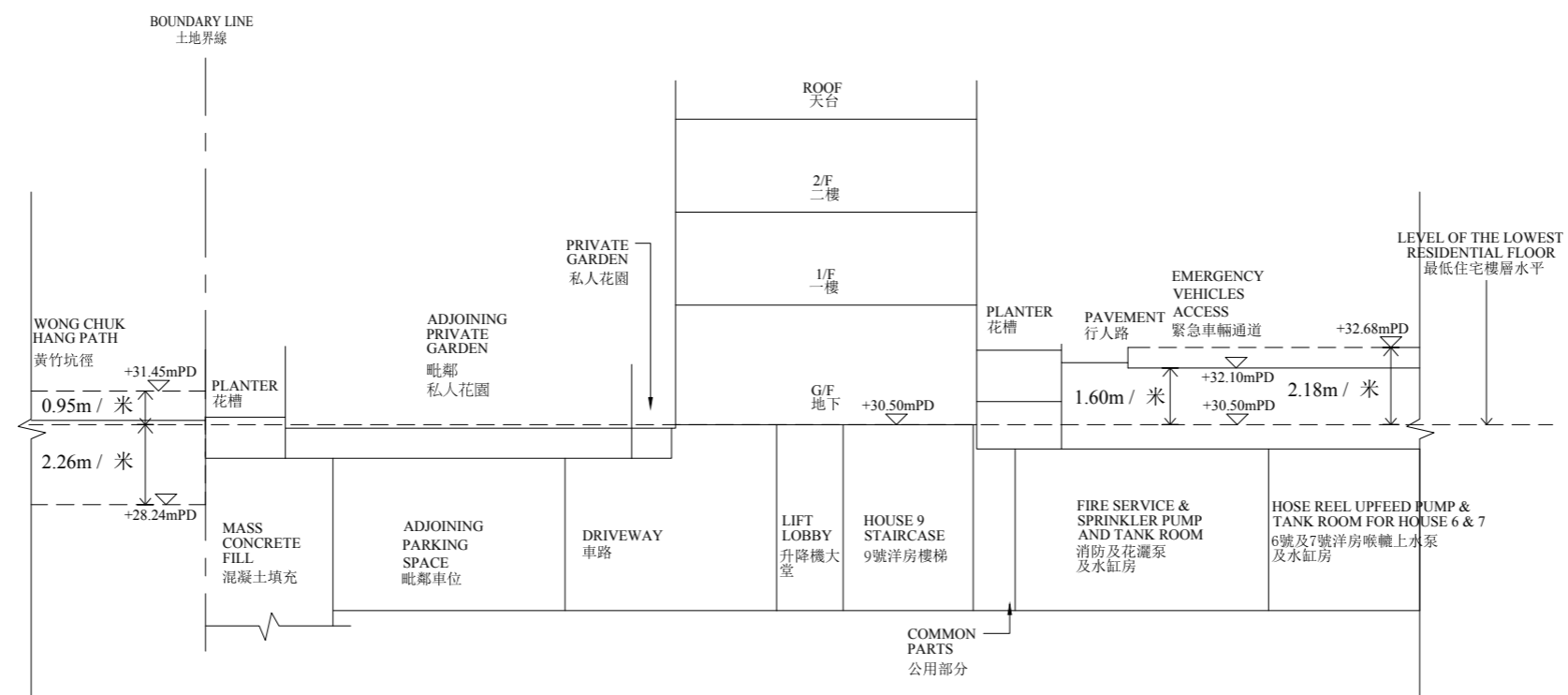
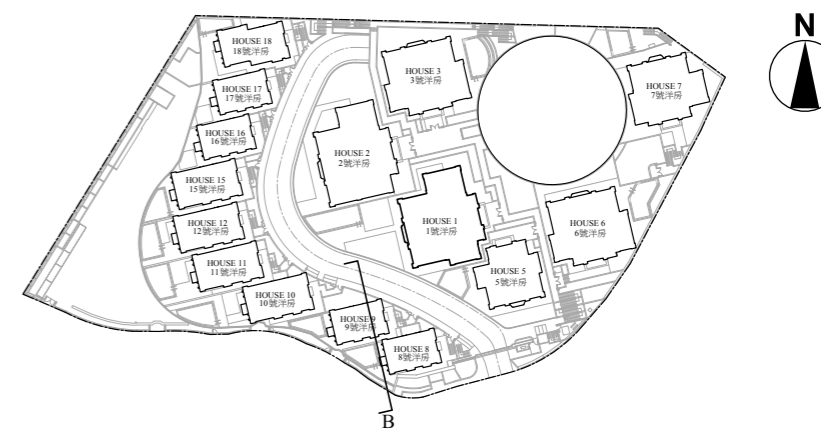
9 號洋房截面圖 A
HOUSE 9 SECTION A



- 虛線為最低住宅樓層水平
Dotted line denotes the level of the lowest residential floor
- 土地界線
Boundary Line
- ▽ 香港主水平基準以上高度 (米)
Height in metres above Hong Kong Principal Datum (HKPD)

毗連建築物的一段緊急車輛通道為香港主水平基準以上 32.10 米。
毗連建築物的一段黃竹坑徑為香港主水平基準以上 27.64 至 28.56 米。
The part of Emergency Vehicular Access adjacent to the building is 32.10 metres above the Hong Kong Principal Datum.
The part of Wong Chuk Hang Path adjacent to the building is 27.64 to 28.56 metres above the Hong Kong Principal Datum.

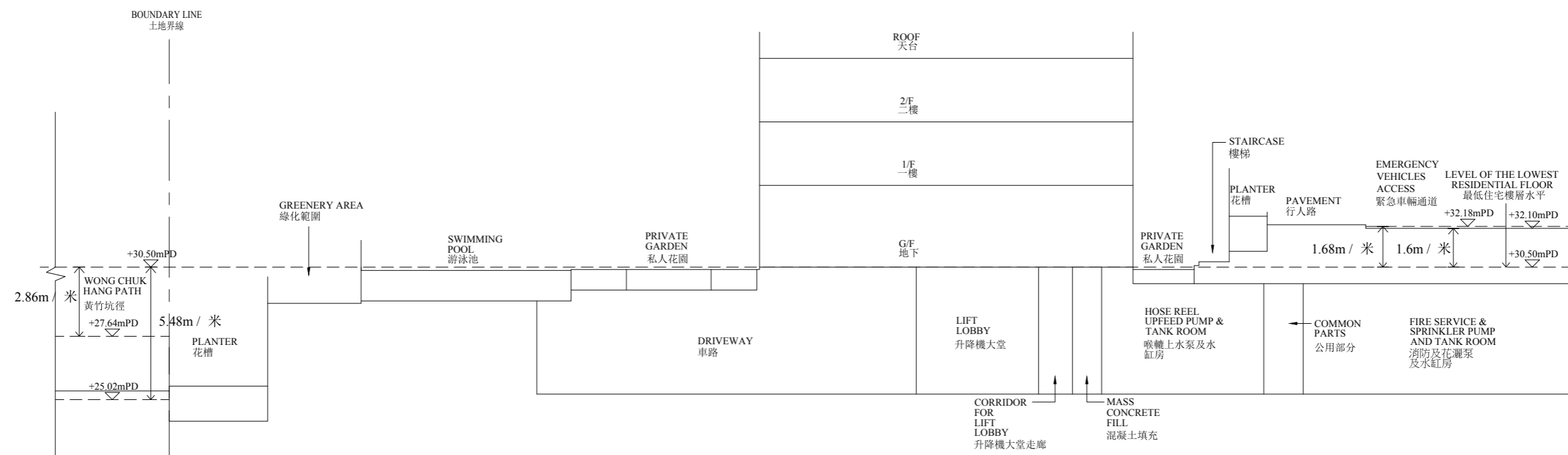
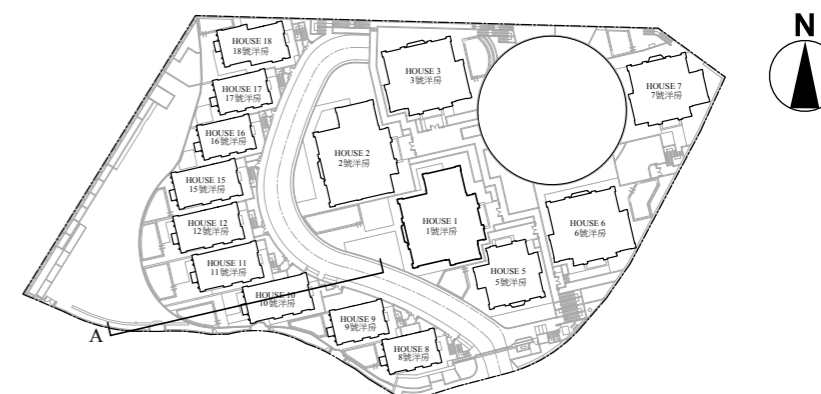
9 號洋房截面圖 B
HOUSE 9 SECTION B



- 虛線為最低住宅樓層水平
Dotted line denotes the level of the lowest residential floor
- ——— 土地界線
Boundary Line
- ▽ 香港主水平基準以上高度 (米)
Height in metres above Hong Kong Principal Datum (HKPD)

毗連建築物的一段緊急車輛通道為香港主水平基準以上 32.10 至 32.68 米。
毗連建築物的一段黃竹坑徑為香港主水平基準以上 28.24 至 31.45 米。
The part of Emergency Vehicular Access adjacent to the building is 32.10 to 32.68 metres above the Hong Kong Principal Datum.
The part of Wong Chuk Hang Path adjacent to the building is 28.24 to 31.45 metres above the Hong Kong Principal Datum.

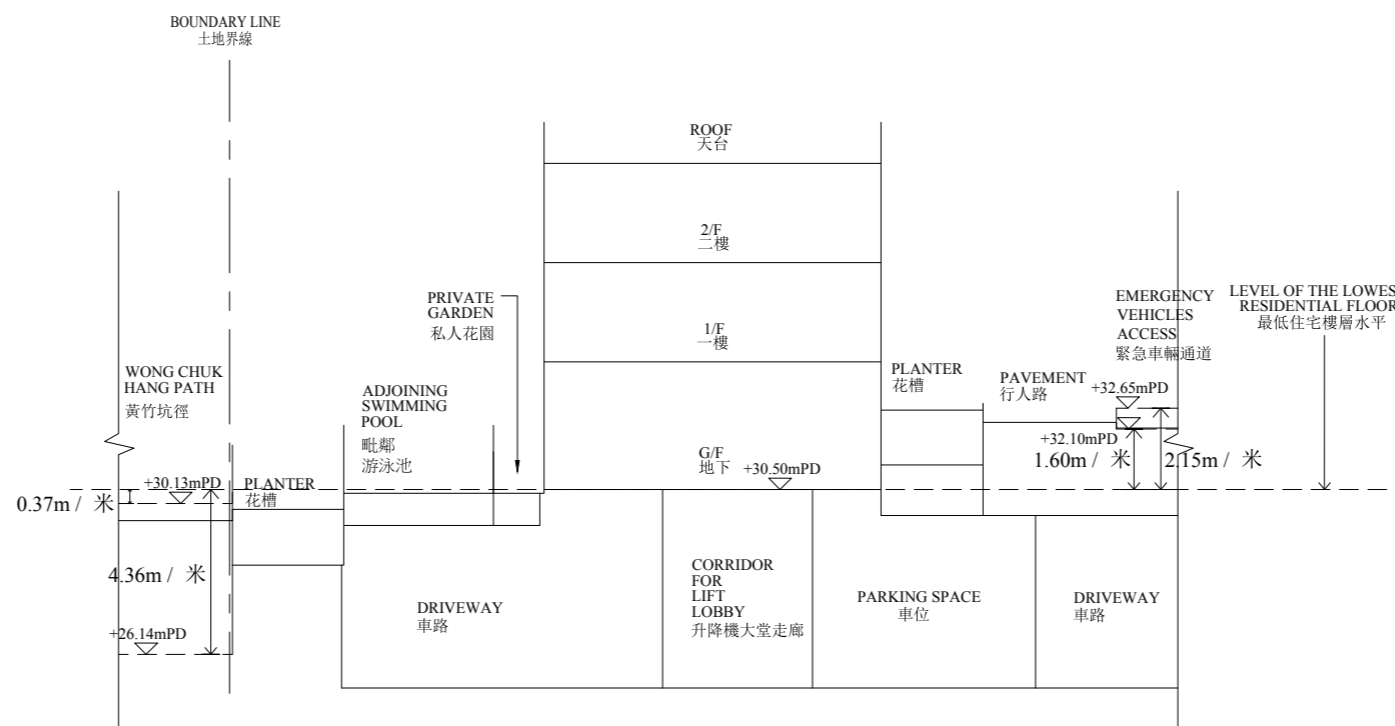
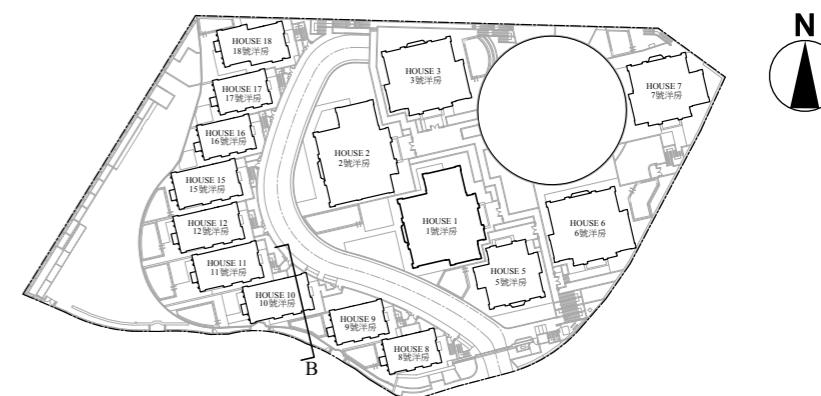
10 號洋房截面圖 A
HOUSE 10 SECTION A



- 虛線為最低住宅樓層水平
Dotted line denotes the level of the lowest residential floor
- 土地界線
Boundary Line
- ▽ 香港主水平基準以上高度 (米)
Height in metres above Hong Kong Principal Datum (HKPD)

毗連建築物的一段緊急車輛通道為香港主水平基準以上 32.10 至 32.18 米。
毗連建築物的一段黃竹坑徑為香港主水平基準以上 25.02 至 27.64 米。
The part of Emergency Vehicular Access adjacent to the building is 32.10 to 32.18 metres above the Hong Kong Principal Datum.
The part of Wong Chuk Hang Path adjacent to the building is 25.02 to 27.64 metres above the Hong Kong Principal Datum.

10 號洋房截面圖 B
HOUSE 10 SECTION B



----- 虛線為最低住宅樓層水平
Dotted line denotes the level of the lowest residential floor

—— ——— 土地界線
Boundary Line

▽ 香港主水平基準以上高度 (米)
Height in metres above Hong Kong Principal Datum (HKPD)

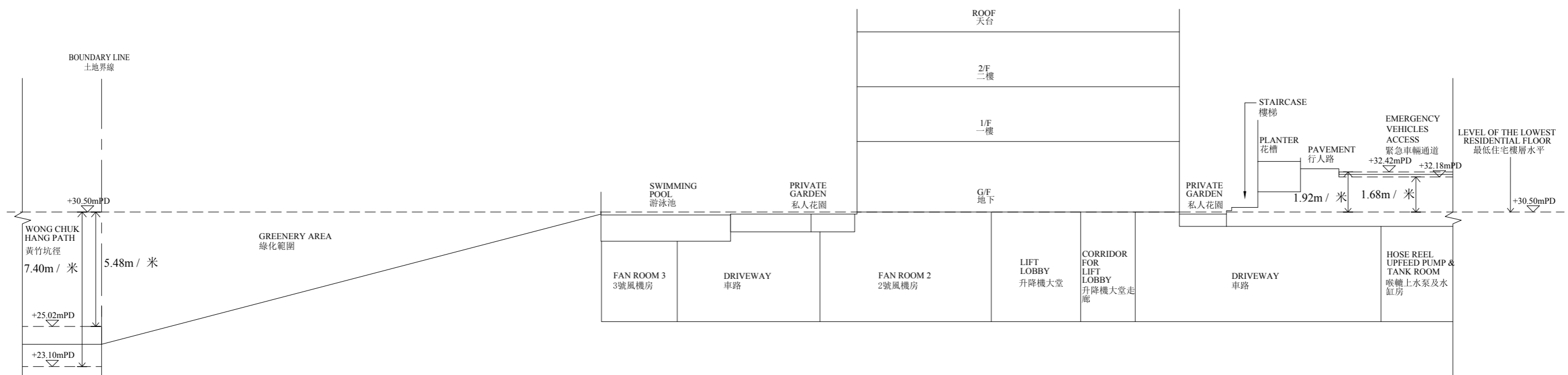
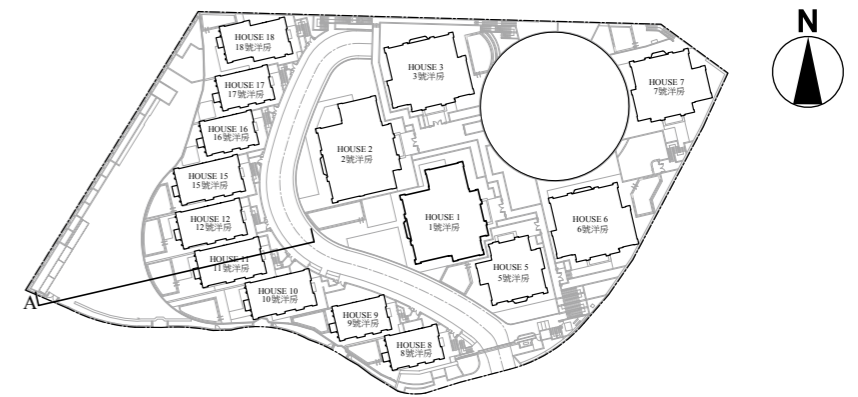
毗連建築物的一段緊急車輛通道為香港主水平基準以上 32.10 至 32.65 米。

毗連建築物的一段黃竹坑徑為香港主水平基準以上 26.14 至 30.13 米。

The part of Emergency Vehicular Access adjacent to the building is 32.10 to 32.65 metres above the Hong Kong Principal Datum.

The part of Wong Chuk Hang Path adjacent to the building is 26.14 to 30.13 metres above the Hong Kong Principal Datum.

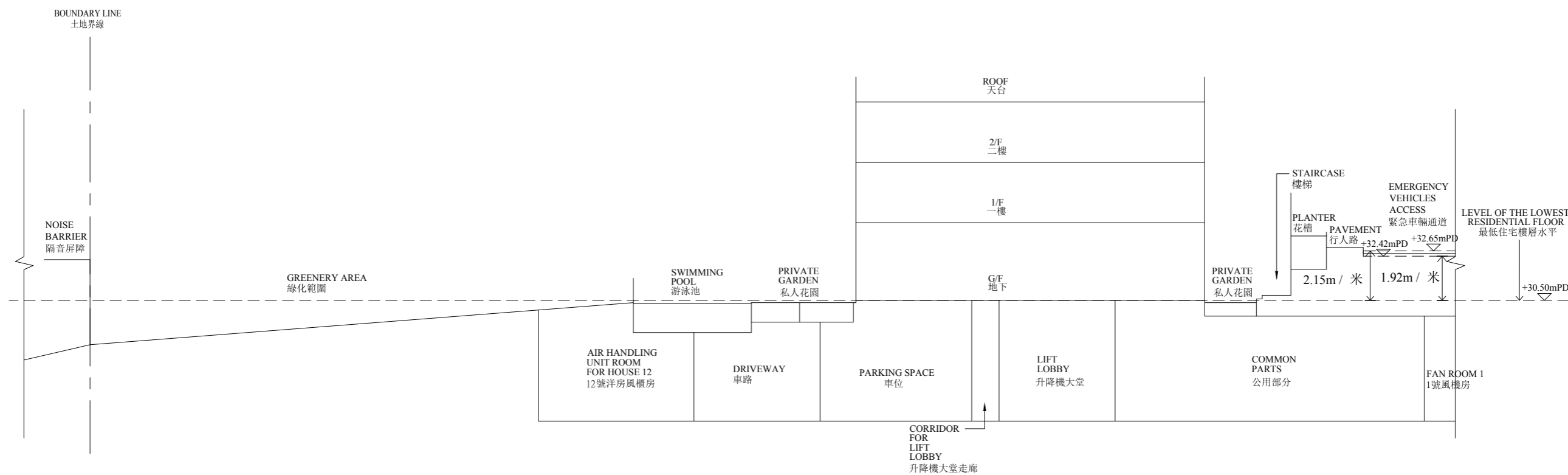
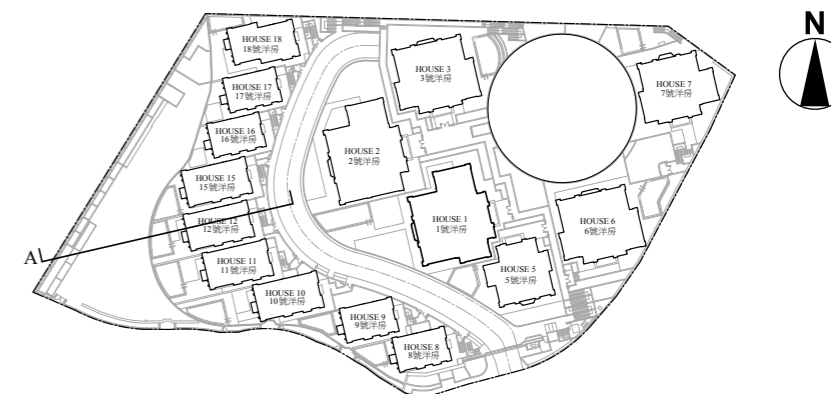
11 號洋房截面圖 A
HOUSE 11 SECTION A



- 虛線為最低住宅樓層水平
Dotted line denotes the level of the lowest residential floor
- 土地界線
Boundary Line
- ▽ 香港主水平基準以上高度 (米)
Height in metres above Hong Kong Principal Datum (HKPD)

毗連建築物的一段緊急車輛通道為香港主水平基準以上 32.18 至 32.42 米。
毗連建築物的一段黃竹坑徑為香港主水平基準以上 23.10 至 25.02 米。
The part of Emergency Vehicular Access adjacent to the building is 32.18 to 32.42 metres above the Hong Kong Principal Datum.
The part of Wong Chuk Hang Path adjacent to the building is 23.10 to 25.02 metres above the Hong Kong Principal Datum.

12 號洋房截面圖 A
HOUSE 12 SECTION A



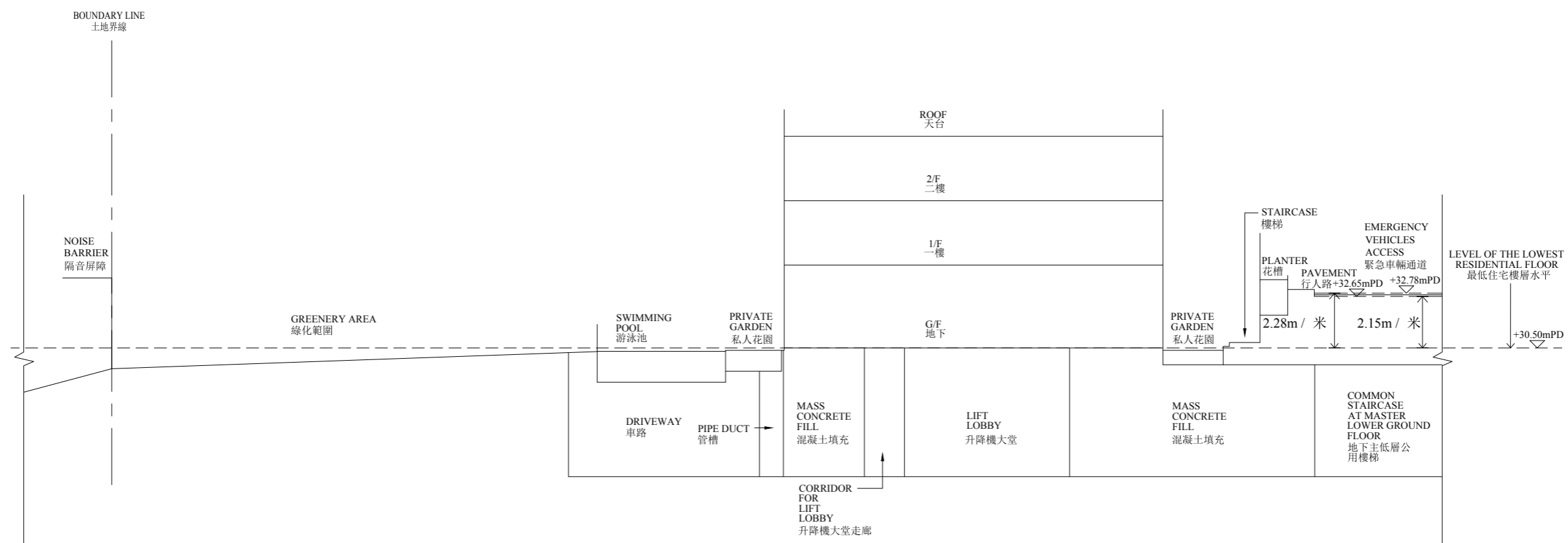
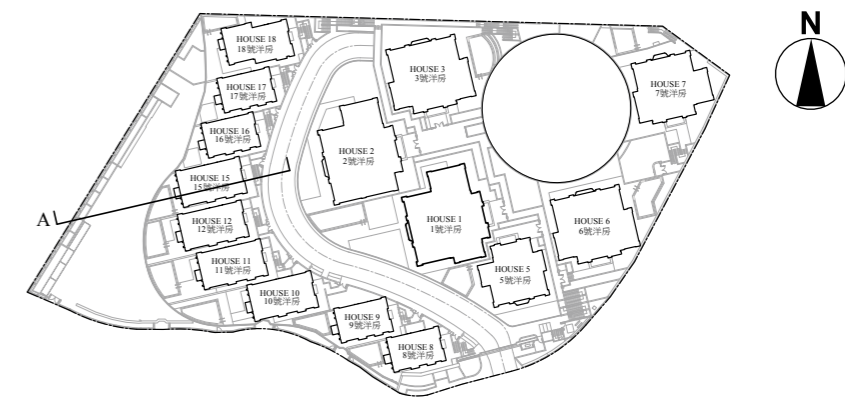
----- 虛線為最低住宅樓層水平
Dotted line denotes the level of the lowest residential floor

——— 土地界線
Boundary Line

▽ 香港主水平基準以上高度 (米)
Height in metres above Hong Kong Principal Datum (HKPD)

毗連建築物的一段緊急車輛通道為香港主水平基準以上 32.42 至 32.65 米。
The part of Emergency Vehicular Access adjacent to the building is 32.42 to 32.65 metres above the Hong Kong Principal Datum.

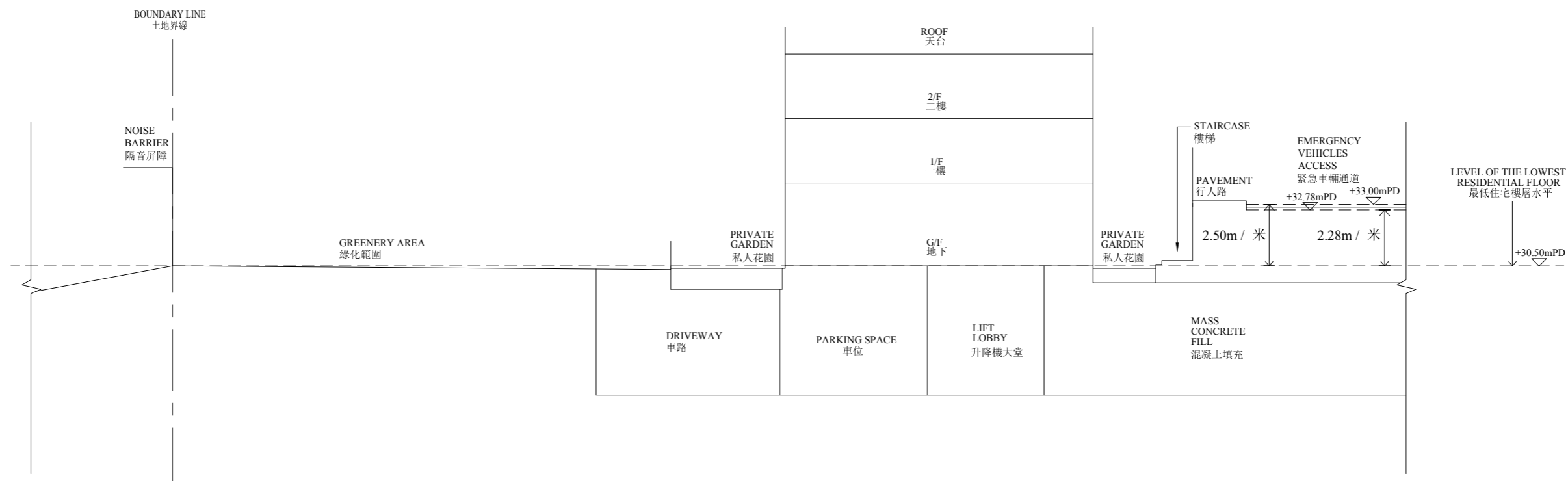
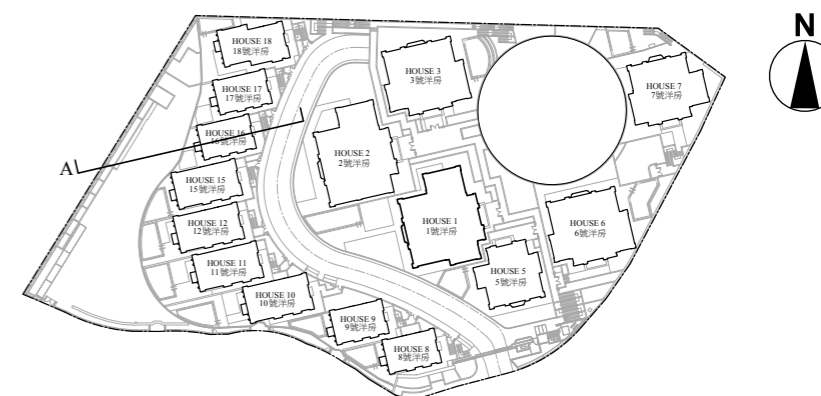
15 號洋房截面圖 A
HOUSE 15 SECTION A



- 虛線為最低住宅樓層水平
Dotted line denotes the level of the lowest residential floor
- 土地界線
Boundary Line
- ▽ 香港主水平基準以上高度 (米)
Height in metres above Hong Kong Principal Datum (HKPD)

毗連建築物的一段緊急車輛通道為香港主水平基準以上 32.65 至 32.78 米。
The part of Emergency Vehicular Access adjacent to the building is 32.65 to 32.78 metres above the Hong Kong Principal Datum.

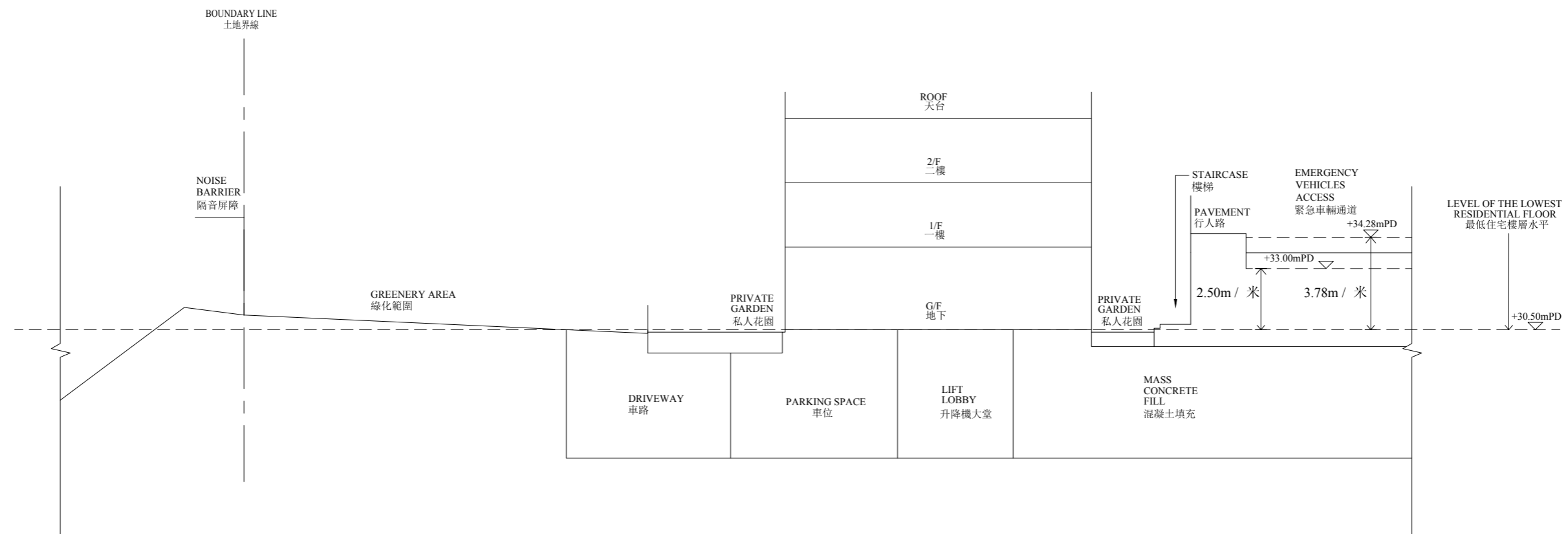
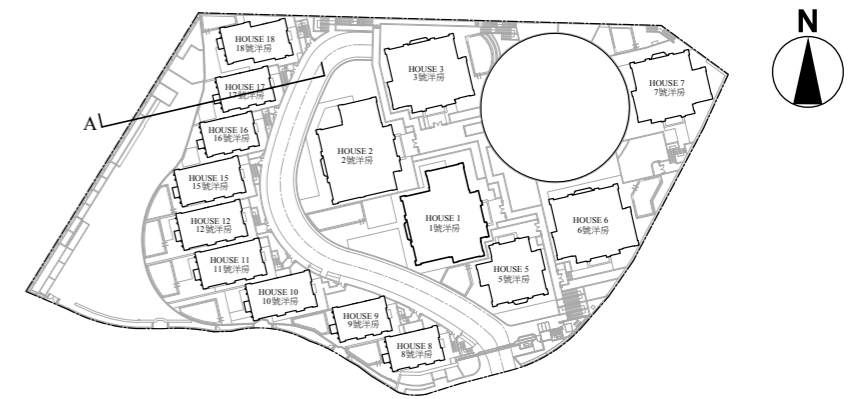
16 號洋房截面圖 A
HOUSE 16 SECTION A



- 虛線為最低住宅樓層水平
Dotted line denotes the level of the lowest residential floor
- 土地界線
Boundary Line
- ▽ 香港主水平基準以上高度 (米)
Height in metres above Hong Kong Principal Datum (HKPD)

毗連建築物的一段緊急車輛通道為香港主水平基準以上 32.78 至 33.00 米。
The part of Emergency Vehicular Access adjacent to the building is 32.78 to 33.00 metres above the Hong Kong Principal Datum.

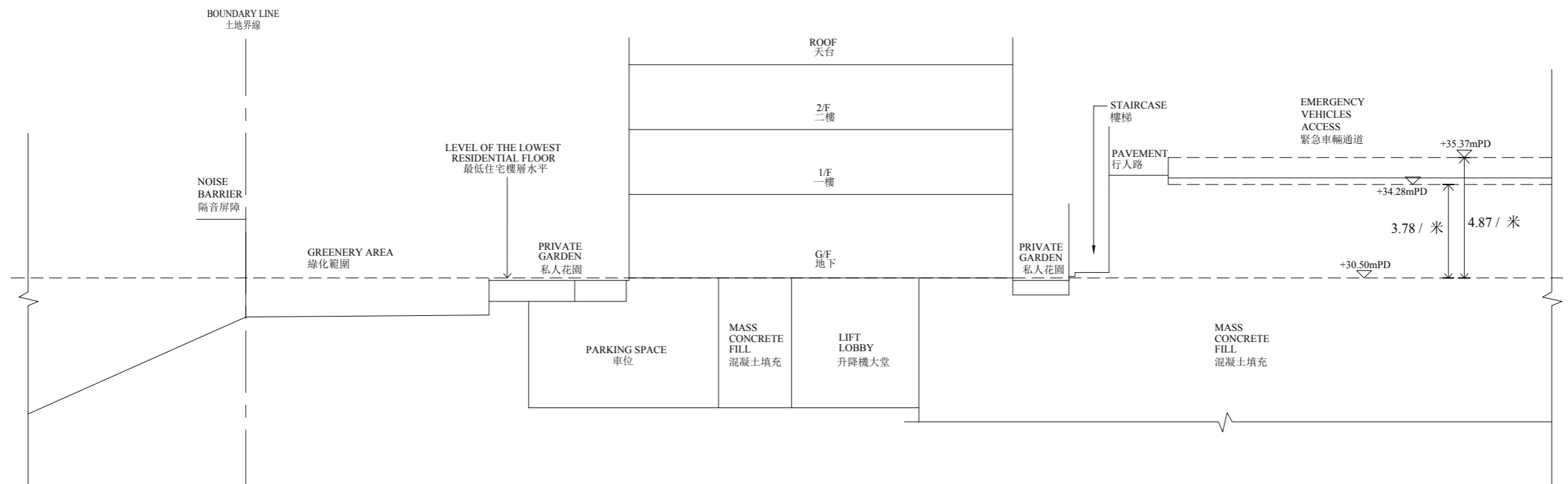
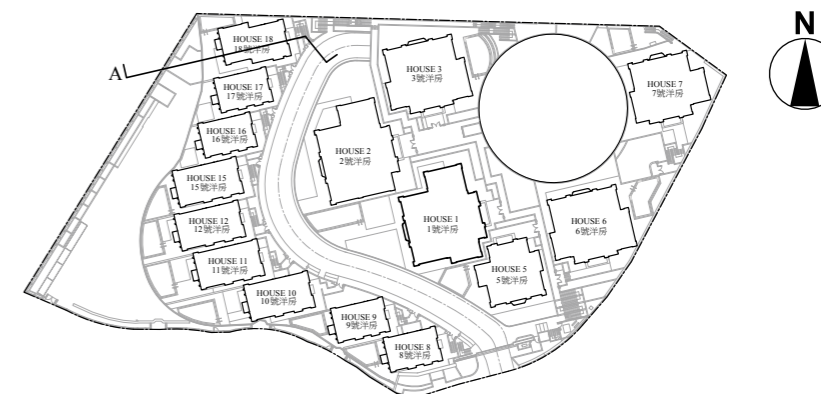
17 號洋房截面圖 A
HOUSE 17 SECTION A



- 虛線為最低住宅樓層水平
Dotted line denotes the level of the lowest residential floor
- 土地界線
Boundary Line
- ▽ 香港主水平基準以上高度 (米)
Height in metres above Hong Kong Principal Datum (HKPD)

毗連建築物的一段緊急車輛通道為香港主水平基準以上 33.00 至 34.28 米。
The part of Emergency Vehicular Access adjacent to the building is 33.00 to 34.28 metres above the Hong Kong Principal Datum.

18 號洋房截面圖 A
HOUSE 18 SECTION A



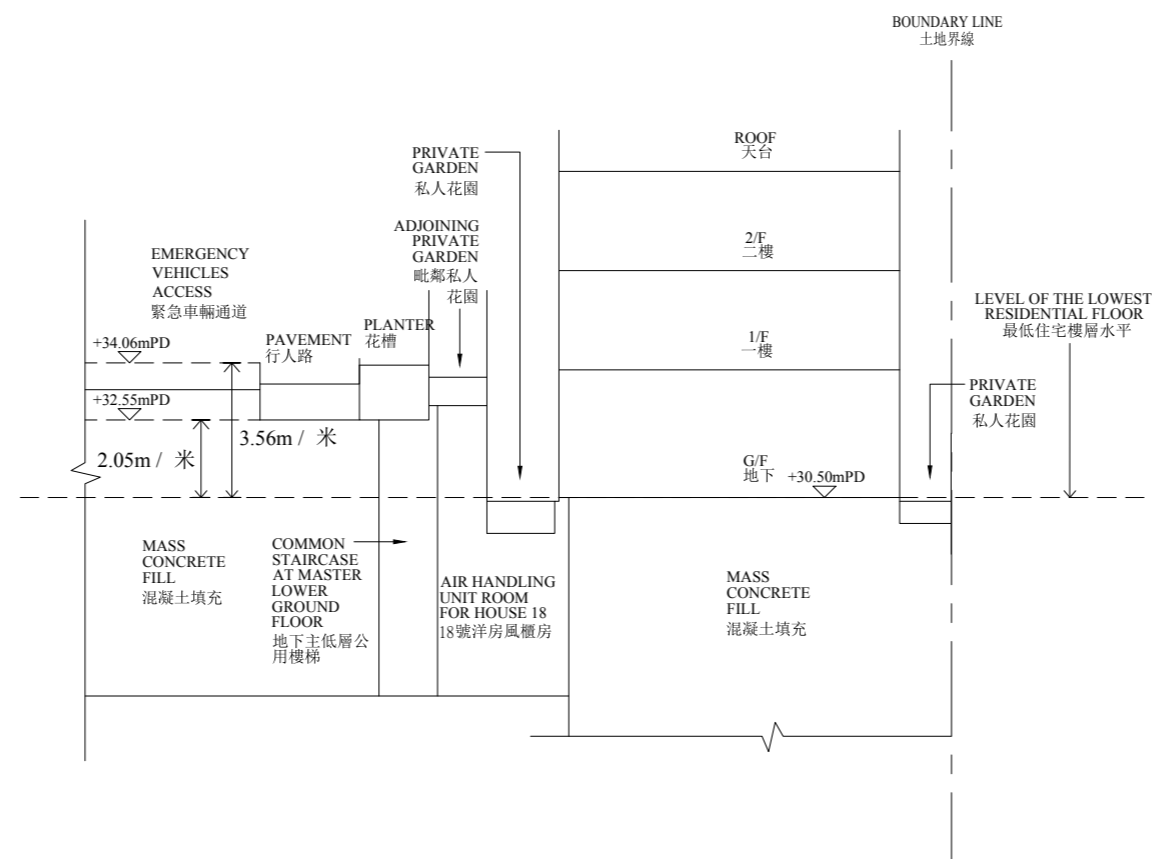
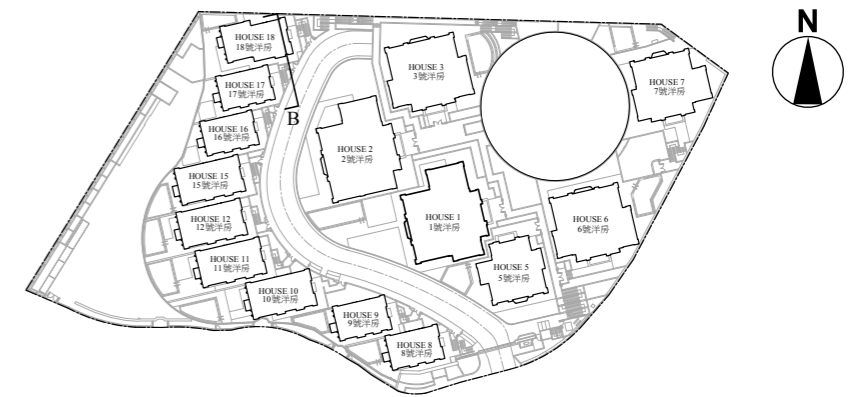
----- 虛線為最低住宅樓層水平
Dotted line denotes the level of the lowest residential floor

——— 土地界線
Boundary Line

▽ 香港主水平基準以上高度 (米)
Height in metres above Hong Kong Principal Datum (HKPD)

毗連建築物的一段緊急車輛通道為香港主水平基準以上 34.28 至 35.37 米。
The part of Emergency Vehicular Access adjacent to the building is 34.28 to 35.37 metres above the Hong Kong Principal Datum.

18 號洋房截面圖 B
HOUSE 18 SECTION B



----- 虛線為最低住宅樓層水平
Dotted line denotes the level of the lowest residential floor

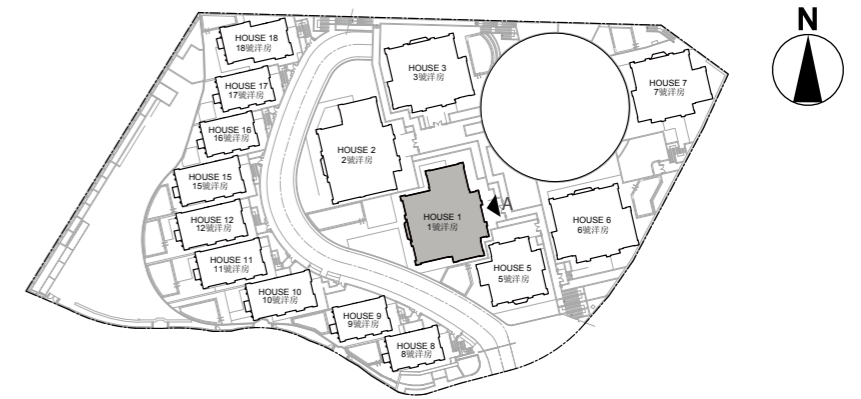
——— 土地界線
Boundary Line

▽ 香港主水平基準以上高度 (米)
Height in metres above Hong Kong Principal Datum (HKPD)

毗連建築物的一段緊急車輛通道為香港主水平基準以上 32.55 至 34.06 米。
The part of Emergency Vehicular Access adjacent to the building is 32.55 to 34.06 metres above the Hong Kong Principal Datum.

1 號洋房立面圖 A
HOUSE 1 ELEVATION A

根據批准建築圖則
As Per Approved General Building Plan



現狀立面圖
Latest Elevation Plan



備註：

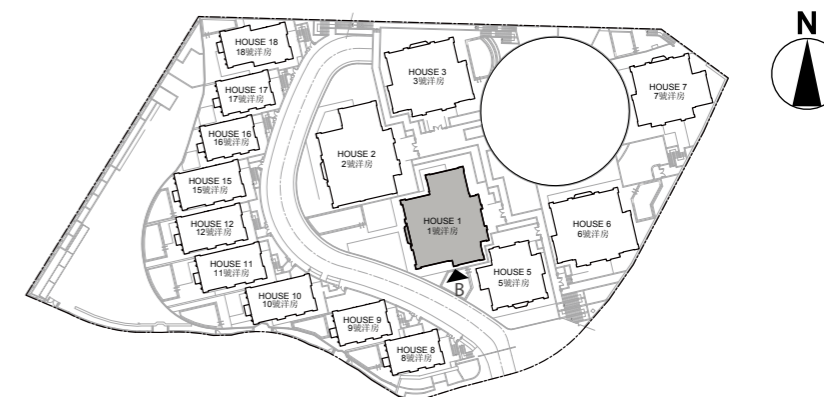
1. 發展項目的認可人士已證明此等圖顯示的立面 :-
 - (a) 以 2019 年 9 月 17 日的情況為準的發展項目的經批准的建築圖則為基礎擬備；及
 - (b) 大致上與發展項目的外觀一致。
2. 1 號洋房此部分因在發展項目落成後進行小型工程、指定豁免工程或獲《建築物條例》豁免的工程而有所改動，現狀請參閱有關現狀立面圖。該等改動如下：
 1. 豎設金屬圍欄。
 2. 改動玻璃窗。
 3. 改動玻璃牆。
 4. 安裝外石板覆蓋層。
3. 請參閱本售樓說明書本頁以協助閱讀本單位以藍色曲線 () 顯示之有關已完成的小型工程、指定豁免工程或獲《建築物條例》豁免的工程。

Notes:

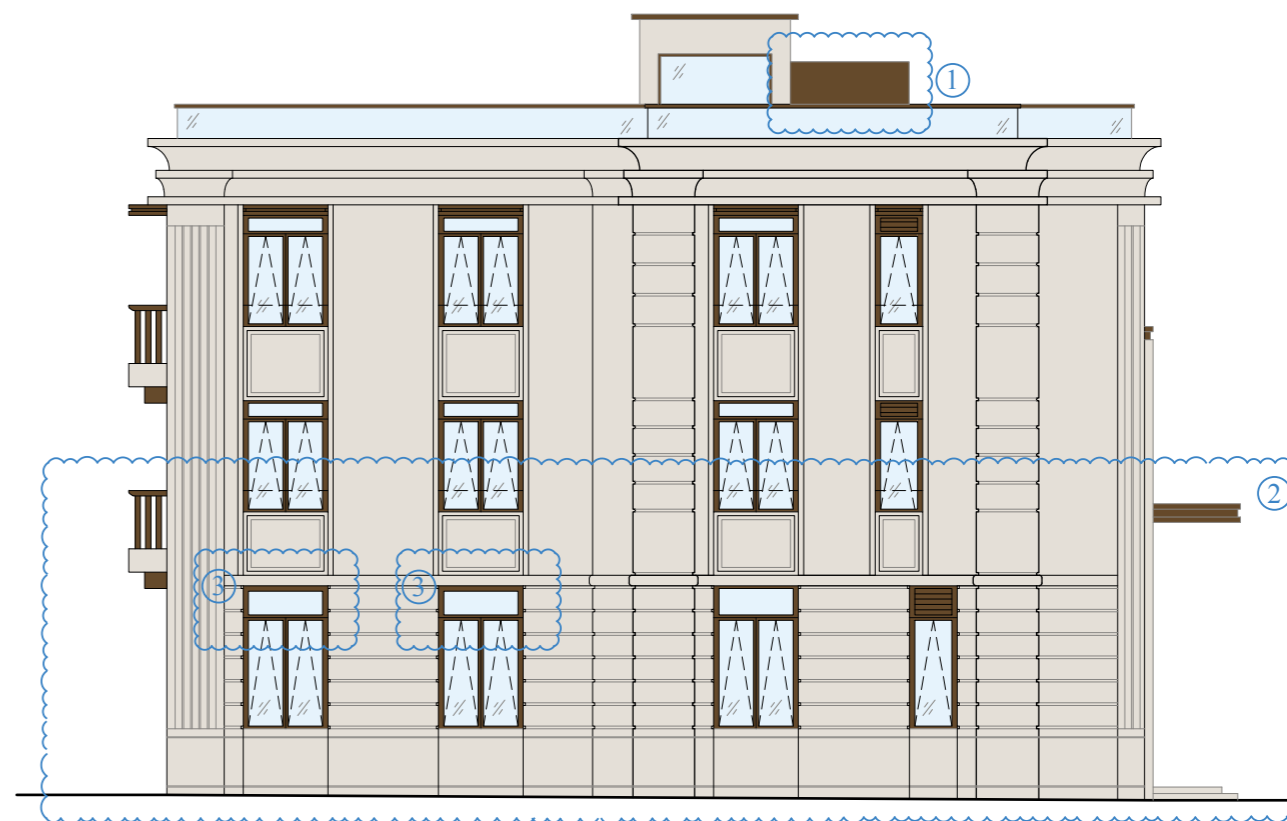
1. Authorized Person for the Development has certified that the elevations shown on the plans :-
 - (a) are prepared on the basis of the approved Building Plans for the Development as of 17 September 2019; and
 - (b) are in general accordance with the outward appearance of the Development.
2. This part of House 1 has been altered by way of minor works, designated exempted works, or exempted works under the Buildings Ordinance after completion of the Development, the latest condition of which is shown on the relevant elevation plan showing latest elevation. The alteration works are as follows:
 1. Erection of metal fence.
 2. Alteration of window.
 3. Alteration of window wall.
 4. Installation of external stone cladding.
3. Please refer to same page of this sales brochure in studying items of minor works, designated exempted works or exempted works under the Buildings Ordinance made in this unit as indicated with blue wavy line ().

1 號洋房立面圖 B
HOUSE 1 ELEVATION B


根據批准建築圖則
As Per Approved General Building Plan




現狀立面圖
Latest Elevation Plan



備註：

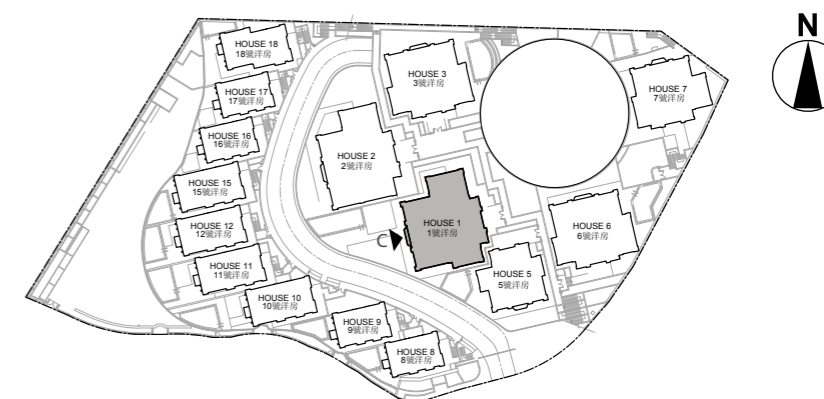
1. 發展項目的認可人士已證明此等圖顯示的立面：-
 - (a) 以 2019 年 9 月 17 日的情況為準的發展項目的經批准的建築圖則為基礎擬備；及
 - (b) 大致上與發展項目的外觀一致。
2. 1 號洋房此部分因在發展項目落成後進行小型工程、指定豁免工程或獲《建築物條例》豁免的工程而有所改動，現狀請參閱有關現狀立面圖。該等改動如下：
 1. 豎設金屬圍欄。
 2. 安裝外石板覆蓋層。
 3. 改動玻璃窗。
3. 請參閱本售樓說明書本頁以協助閱讀本單位以藍色曲線 () 顯示之有關已完成的小型工程、指定豁免工程或獲《建築物條例》豁免的工程。

Notes:

1. Authorized Person for the Development has certified that the elevations shown on the plans :-
 - (a) are prepared on the basis of the approved Building Plans for the Development as of 17 September 2019; and
 - (b) are in general accordance with the outward appearance of the Development.
2. This part of House 1 has been altered by way of minor works, designated exempted works, or exempted works under the Buildings Ordinance after completion of the Development, the latest condition of which is shown on the relevant elevation plan showing latest elevation. The alteration works are as follows:
 1. Erection of metal fence.
 2. Installation of external stone cladding.
 3. Alteration of window.
3. Please refer to same page of this sales brochure in studying items of minor works, designated exempted works or exempted works under the Buildings Ordinance made in this unit as indicated with blue wavy line ().

1 號洋房立面圖 C
HOUSE 1 ELEVATION C


根據批准建築圖則
As Per Approved General Building Plan




現狀立面圖
Latest Elevation Plan



備註：

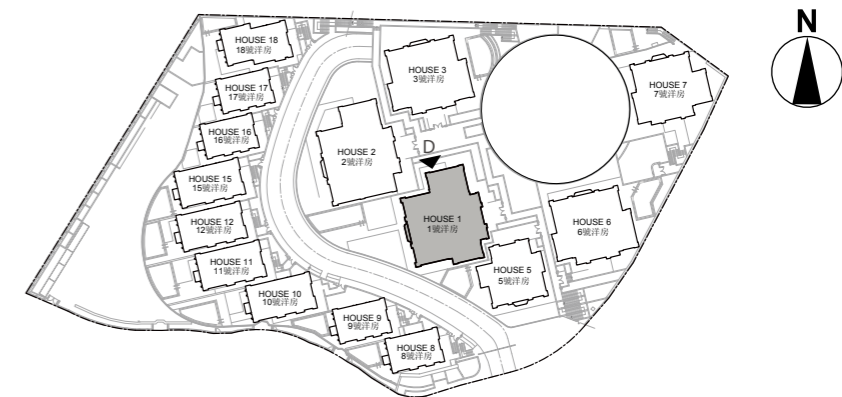
1. 發展項目的認可人士已證明此等圖顯示的立面 :-
 - (a) 以 2019 年 9 月 17 日的情況為準的發展項目的經批准的建築圖則為基礎擬備；及
 - (b) 大致上與發展項目的外觀一致。
2. 1 號洋房此部分因在發展項目落成後進行小型工程、指定豁免工程或獲《建築物條例》豁免的工程而有所改動，現狀請參閱有關現狀立面圖。該等改動如下：
 1. 改動玻璃窗。
 2. 改動玻璃牆。
 3. 安裝外石板覆蓋層。
3. 請參閱本售樓說明書本頁以協助閱讀本單位以藍色曲線 () 顯示之有關已完成的小型工程、指定豁免工程或獲《建築物條例》豁免的工程。

Notes:

1. Authorized Person for the Development has certified that the elevations shown on the plans :-
 - (a) are prepared on the basis of the approved Building Plans for the Development as of 17 September 2019; and
 - (b) are in general accordance with the outward appearance of the Development.
2. This part of House 1 has been altered by way of minor works, designated exempted works, or exempted works under the Buildings Ordinance after completion of the Development, the latest condition of which is shown on the relevant elevation plan showing latest elevation. The alteration works are as follows:
 1. Alteration of window.
 2. Alteration of window wall.
 3. Installation of external stone cladding.
3. Please refer to same page of this sales brochure in studying items of minor works, designated exempted works or exempted works under the Buildings Ordinance made in this unit as indicated with blue wavy line ().

1 號洋房立面圖 D
HOUSE 1 ELEVATION D


根據批准建築圖則
As Per Approved General Building Plan




現狀立面圖
Latest Elevation Plan



備註：

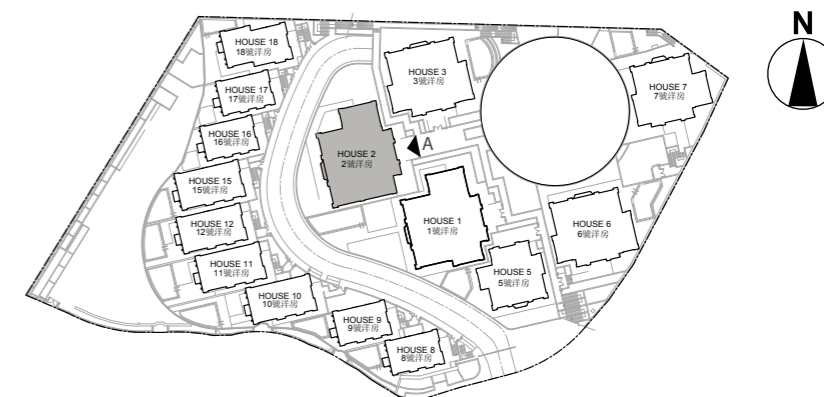
1. 發展項目的認可人士已證明此等圖顯示的立面 :-
 - (a) 以 2019 年 9 月 17 日的情況為準的發展項目的經批准的建築圖則為基礎擬備；及
 - (b) 大致上與發展項目的外觀一致。
2. 1 號洋房此部分因在發展項目落成後進行小型工程、指定豁免工程或獲《建築物條例》豁免的工程而有所改動，現狀請參閱有關現狀立面圖。該等改動如下：
 1. 豎設金屬圍欄。
 2. 安裝外石板覆蓋層。
 3. 改動玻璃窗。
 4. 拆除金屬風罩。
3. 請參閱本售樓說明書本頁以協助閱讀本單位以藍色曲線 () 顯示之有關已完成的小型工程、指定豁免工程或獲《建築物條例》豁免的工程。

Notes:

1. Authorized Person for the Development has certified that the elevations shown on the plans :-
 - (a) are prepared on the basis of the approved Building Plans for the Development as of 17 September 2019; and
 - (b) are in general accordance with the outward appearance of the Development.
2. This part of House 1 has been altered by way of minor works, designated exempted works, or exempted works under the Buildings Ordinance after completion of the Development, the latest condition of which is shown on the relevant elevation plan showing latest elevation. The alteration works are as follows:
 1. Erection of metal fence.
 2. Installation of external stone cladding.
 3. Alteration of window.
 4. Removal of metal wind guard.
3. Please refer to same page of this sales brochure in studying items of minor works, designated exempted works or exempted works under the Buildings Ordinance made in this unit as indicated with blue wavy line ().

2 號洋房立面圖 A
HOUSE 2 ELEVATION A


根據批准建築圖則
As Per Approved General Building Plan




現狀立面圖
Latest Elevation Plan



備註：

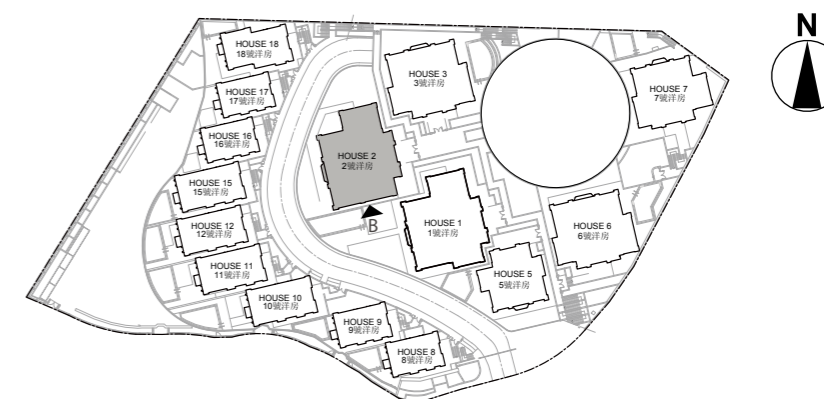
1. 發展項目的認可人士已證明此等圖顯示的立面 :-
 - (a) 以 2019 年 9 月 17 日的情況為準的發展項目的經批准的建築圖則為基礎擬備；及
 - (b) 大致上與發展項目的外觀一致。
2. 2 號洋房此部分因在發展項目落成後進行小型工程、指定豁免工程或獲《建築物條例》豁免的工程而有所改動，現狀請參閱有關現狀立面圖。該等改動如下：
 1. 豎設金屬圍欄。
 2. 改動玻璃窗。
 3. 改動玻璃牆。
 4. 安裝外石板覆蓋層。
3. 請參閱本售樓說明書本頁以協助閱讀本單位以藍色曲線 () 顯示之有關已完成的小型工程、指定豁免工程或獲《建築物條例》豁免的工程。

Notes:

1. Authorized Person for the Development has certified that the elevations shown on the plans :-
 - (a) are prepared on the basis of the approved Building Plans for the Development as of 17 September 2019; and
 - (b) are in general accordance with the outward appearance of the Development.
2. This part of House 2 has been altered by way of minor works, designated exempted works, or exempted works under the Buildings Ordinance after completion of the Development, the latest condition of which is shown on the relevant elevation plan showing latest elevation. The alteration works are as follows:
 1. Erection of metal fence.
 2. Alteration of window.
 3. Alteration of window wall.
 4. Installation of external stone cladding.
3. Please refer to same page of this sales brochure in studying items of minor works, designated exempted works or exempted works under the Buildings Ordinance made in this unit as indicated with blue wavy line ().

2 號洋房立面圖 B
HOUSE 2 ELEVATION B


根據批准建築圖則
As Per Approved General Building Plan




現狀立面圖
Latest Elevation Plan



備註：

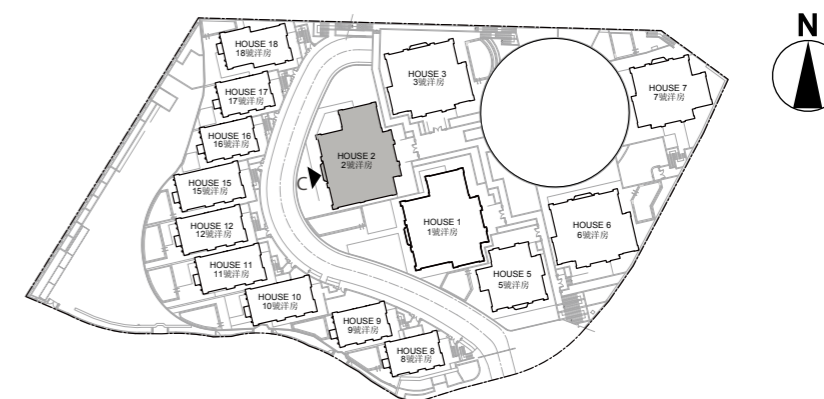
1. 發展項目的認可人士已證明此等圖顯示的立面 :-
 - (a) 以 2019 年 9 月 17 日的情況為準的發展項目的經批准的建築圖則為基礎擬備；及
 - (b) 大致上與發展項目的外觀一致。
2. 2 號洋房此部分因在發展項目落成後進行小型工程、指定豁免工程或獲《建築物條例》豁免的工程而有所改動，現狀請參閱有關現狀立面圖。該等改動如下：
 1. 豎設金屬圍欄。
 2. 改動玻璃窗。
 3. 安裝外石板覆蓋層。
3. 請參閱本售樓說明書本頁以協助閱讀本單位以藍色曲線 () 顯示之有關已完成的小型工程、指定豁免工程或獲《建築物條例》豁免的工程。

Notes:

1. Authorized Person for the Development has certified that the elevations shown on the plans :-
 - (a) are prepared on the basis of the approved Building Plans for the Development as of 17 September 2019; and
 - (b) are in general accordance with the outward appearance of the Development.
2. This part of House 2 has been altered by way of minor works, designated exempted works, or exempted works under the Buildings Ordinance after completion of the Development, the latest condition of which is shown on the relevant elevation plan showing latest elevation. The alteration works are as follows:
 1. Erection of metal fence.
 2. Alteration of window.
 3. Installation of external stone cladding.
3. Please refer to same page of this sales brochure in studying items of minor works, designated exempted works or exempted works under the Buildings Ordinance made in this unit as indicated with blue wavy line ().

2 號洋房立面圖 C
HOUSE 2 ELEVATION C


根據批准建築圖則
As Per Approved General Building Plan




現狀立面圖
Latest Elevation Plan



備註：

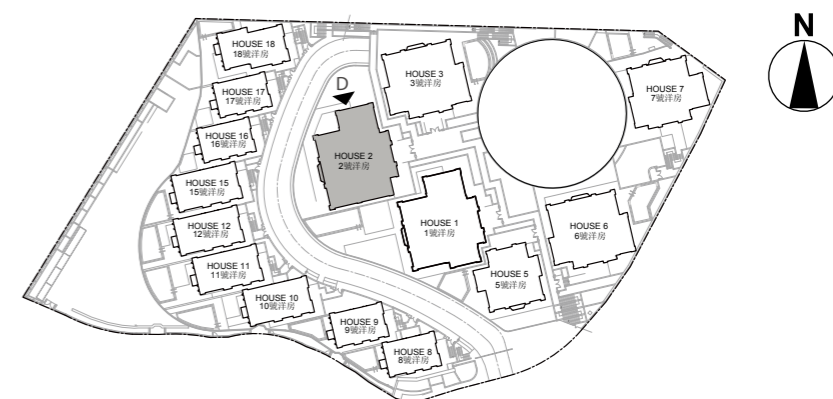
1. 發展項目的認可人士已證明此等圖顯示的立面 :-
 - (a) 以 2019 年 9 月 17 日的情況為準的發展項目的經批准的建築圖則為基礎擬備；及
 - (b) 大致上與發展項目的外觀一致。
2. 2 號洋房此部分因在發展項目落成後進行小型工程、指定豁免工程或獲《建築物條例》豁免的工程而有所改動，現狀請參閱有關現狀立面圖。該等改動如下：
 1. 改動玻璃窗。
 2. 改動玻璃牆。
 3. 安裝外石板覆蓋層。
3. 請參閱本售樓說明書本頁以協助閱讀本單位以藍色曲線 () 顯示之有關已完成的小型工程、指定豁免工程或獲《建築物條例》豁免的工程。

Notes:

1. Authorized Person for the Development has certified that the elevations shown on the plans :-
 - (a) are prepared on the basis of the approved Building Plans for the Development as of 17 September 2019; and
 - (b) are in general accordance with the outward appearance of the Development.
2. This part of House 2 has been altered by way of minor works, designated exempted works, or exempted works under the Buildings Ordinance after completion of the Development, the latest condition of which is shown on the relevant elevation plan showing latest elevation. The alteration works are as follows:
 1. Alteration of window.
 2. Alteration of window wall.
 3. Installation of external stone cladding.
3. Please refer to same page of this sales brochure in studying items of minor works, designated exempted works or exempted works under the Buildings Ordinance made in this unit as indicated with blue wavy line ().

2 號洋房立面圖 D
HOUSE 2 ELEVATION D

根據批准建築圖則
As Per Approved General Building Plan



現狀立面圖
Latest Elevation Plan



備註：

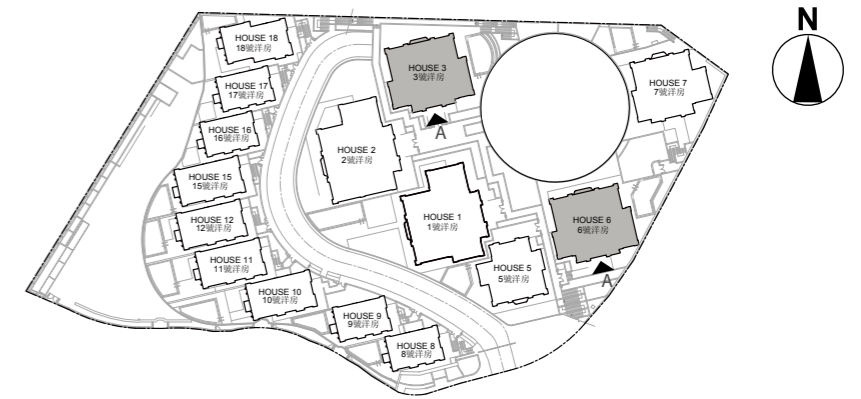
1. 發展項目的認可人士已證明此等圖顯示的立面 :-
 - (a) 以 2019 年 9 月 17 日的情況為準的發展項目的經批准的建築圖則為基礎擬備；及
 - (b) 大致上與發展項目的外觀一致。
2. 2 號洋房此部分因在發展項目落成後進行小型工程、指定豁免工程或獲《建築物條例》豁免的工程而有所改動，現狀請參閱有關現狀立面圖。該等改動如下：
 1. 豎設金屬圍欄。
 2. 改動玻璃窗。
 3. 安裝外石板覆蓋層。
 4. 拆除金屬風罩。
3. 請參閱本售樓說明書本頁以協助閱讀本單位以藍色曲線 () 顯示之有關已完成的小型工程、指定豁免工程或獲《建築物條例》豁免的工程。

Notes:

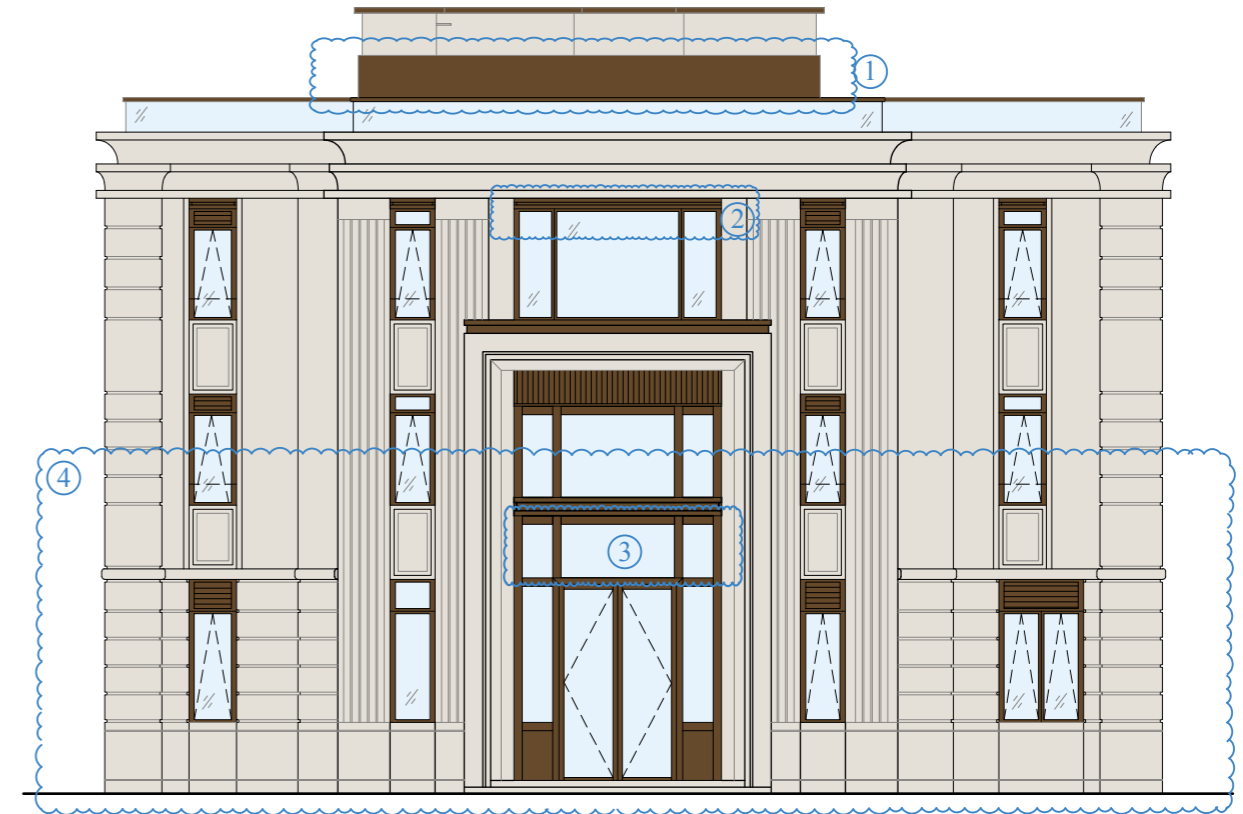
1. Authorized Person for the Development has certified that the elevations shown on the plans :-
 - (a) are prepared on the basis of the approved Building Plans for the Development as of 17 September 2019; and
 - (b) are in general accordance with the outward appearance of the Development.
2. This part of House 2 has been altered by way of minor works, designated exempted works, or exempted works under the Buildings Ordinance after completion of the Development, the latest condition of which is shown on the relevant elevation plan showing latest elevation. The alteration works are as follows:
 1. Erection of metal fence.
 2. Alteration of window.
 3. Installation of external stone cladding.
 4. Removal of metal wind guard.
3. Please refer to same page of this sales brochure in studying items of minor works, designated exempted works or exempted works under the Buildings Ordinance made in this unit as indicated with blue wavy line ().

3 號及 6 號洋房立面圖 A
HOUSE 3 AND 6 ELEVATION A


根據批准建築圖則
As Per Approved General Building Plan




現狀立面圖
Latest Elevation Plan



備註：

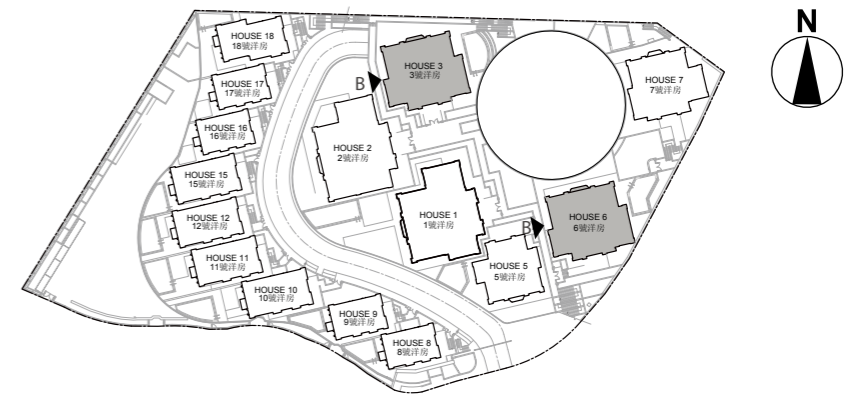
1. 發展項目的認可人士已證明此等圖顯示的立面 :-
 - (a) 以 2019 年 9 月 17 日的情況為準的發展項目的經批准的建築圖則為基礎擬備；及
 - (b) 大致上與發展項目的外觀一致。
2. 3 號及 6 號洋房此部分因在發展項目落成後進行小型工程、指定豁免工程或獲《建築物條例》豁免的工程而有所改動，現狀請參閱有關現狀立面圖。該等改動如下：
 1. 豎設金屬圍欄。
 2. 改動玻璃窗。
 3. 改動玻璃牆。
 4. 安裝外石板覆蓋層。
3. 請參閱本售樓說明書本頁以協助閱讀本單位以藍色曲線 () 顯示之有關已完成的小型工程、指定豁免工程或獲《建築物條例》豁免的工程。

Notes:

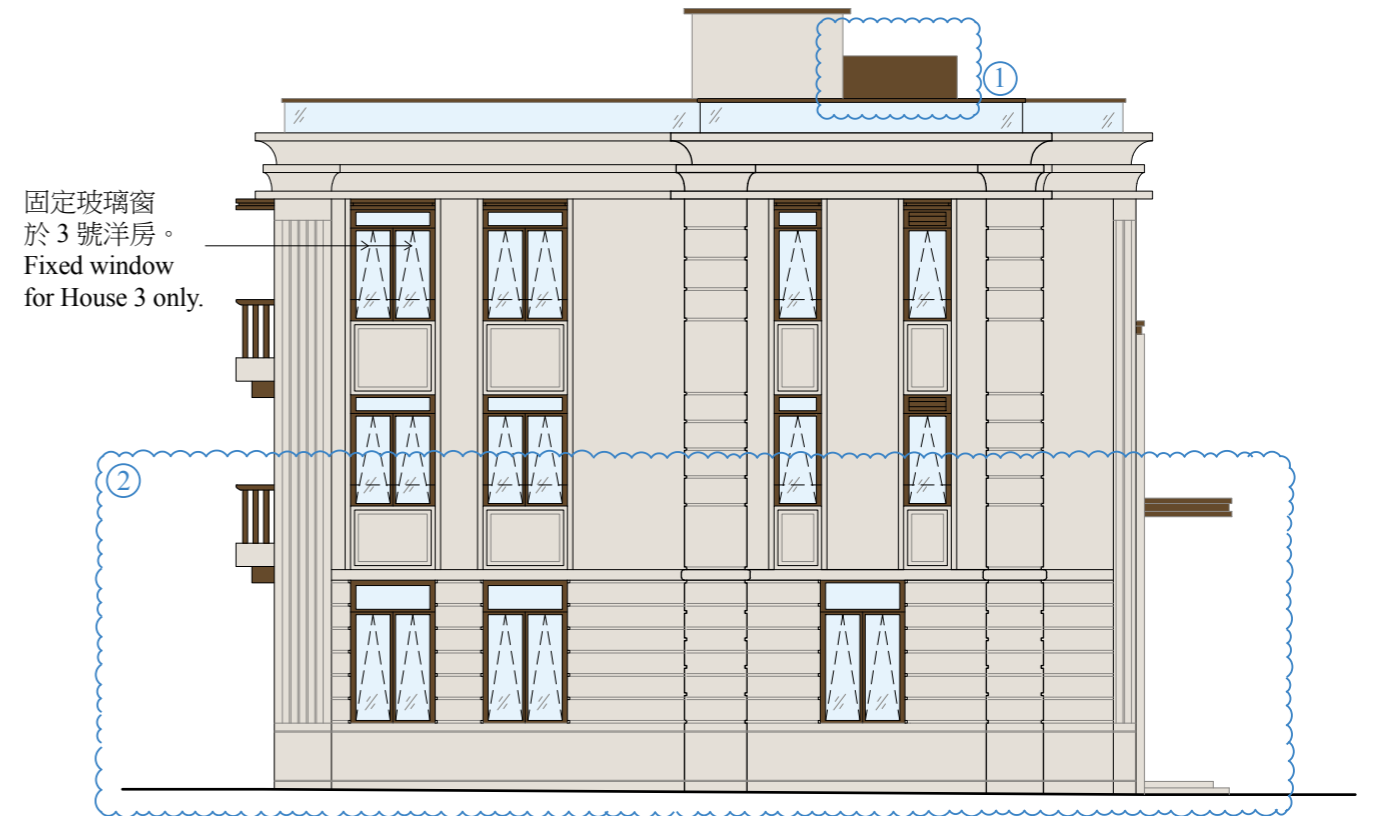
1. Authorized Person for the Development has certified that the elevations shown on the plans :-
 - (a) are prepared on the basis of the approved Building Plans for the Development as of 17 September 2019; and
 - (b) are in general accordance with the outward appearance of the Development.
2. This part of House 3 & 6 have been altered by way of minor works, designated exempted works, or exempted works under the Buildings Ordinance after completion of the Development, the latest condition of which is shown on the relevant elevation plan showing latest elevation. The alteration works are as follows:
 1. Erection of metal fence.
 2. Alteration of window.
 3. Alteration of window wall.
 4. Installation of external stone cladding.
3. Please refer to same page of this sales brochure in studying items of minor works, designated exempted works or exempted works under the Buildings Ordinance made in this unit as indicated with blue wavy line ().

3 號及 6 號洋房立面圖 B
HOUSE 3 AND 6 ELEVATION B

根據批准建築圖則
As Per Approved General Building Plan



現狀立面圖
Latest Elevation Plan



備註：

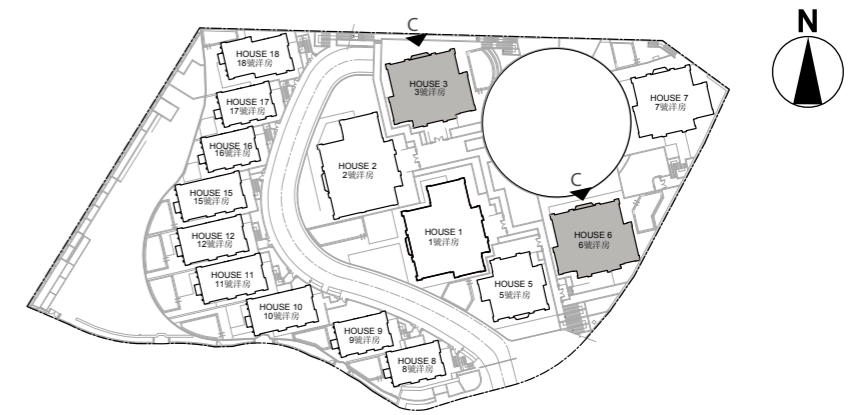
1. 發展項目的認可人士已證明此等圖顯示的立面 :-
 - (a) 以 2019 年 9 月 17 日的情況為準的發展項目的經批准的建築圖則為基礎擬備；及
 - (b) 大致上與發展項目的外觀一致。
2. 3 號及 6 號洋房此部分因在發展項目落成後進行小型工程、指定豁免工程或獲《建築物條例》豁免的工程而有所改動，現狀請參閱有關現狀立面圖。該等改動如下：
 1. 豎設金屬圍欄。
 2. 安裝外石板覆蓋層。
3. 請參閱本售樓說明書本頁以協助閱讀本單位以藍色曲線 () 顯示之有關已完成的小型工程、指定豁免工程或獲《建築物條例》豁免的工程。

Notes:

1. Authorized Person for the Development has certified that the elevations shown on the plans :-
 - (a) are prepared on the basis of the approved Building Plans for the Development as of 17 September 2019; and
 - (b) are in general accordance with the outward appearance of the Development.
2. This part of House 3 & 6 have been altered by way of minor works, designated exempted works, or exempted works under the Buildings Ordinance after completion of the Development, the latest condition of which is shown on the relevant elevation plan showing latest elevation. The alteration works are as follows:
 1. Erection of metal fence.
 2. Installation of external stone cladding.
3. Please refer to same page of this sales brochure in studying items of minor works, designated exempted works or exempted works under the Buildings Ordinance made in this unit as indicated with blue wavy line ().

3 號及 6 號洋房立面圖 C
HOUSE 3 AND 6 ELEVATION C

根據批准建築圖則
As Per Approved General Building Plan



現狀立面圖
Latest Elevation Plan



備註：

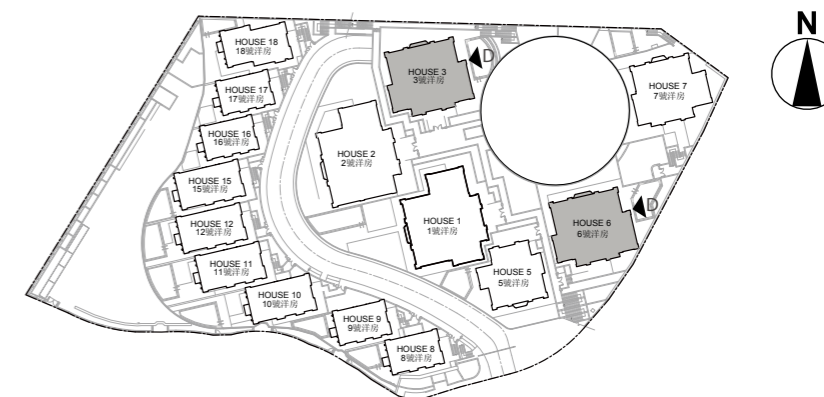
1. 發展項目的認可人士已證明此等圖顯示的立面 :-
(a) 以 2019 年 9 月 17 日的情況為準的發展項目的經批准的建築圖則為基礎擬備；及
(b) 大致上與發展項目的外觀一致。
2. 3 號及 6 號洋房此部分因在發展項目落成後進行小型工程、指定豁免工程或獲《建築物條例》豁免的工程而有所改動，現狀請參閱有關現狀立面圖。該等改動如下：
 1. 改動玻璃牆。
 2. 安裝外石板覆蓋層。
3. 請參閱本售樓說明書本頁以協助閱讀本單位以藍色曲線 () 顯示之有關已完成的小型工程、指定豁免工程或獲《建築物條例》豁免的工程。

Notes:

1. Authorized Person for the Development has certified that the elevations shown on the plans :-
(a) are prepared on the basis of the approved Building Plans for the Development as of 17 September 2019; and
(b) are in general accordance with the outward appearance of the Development.
2. This part of House 3 & 6 have been altered by way of minor works, designated exempted works, or exempted works under the Buildings Ordinance after completion of the Development, the latest condition of which is shown on the relevant elevation plan showing latest elevation. The alteration works are as follows:
 1. Alteration of window wall.
 2. Installation of external stone cladding.
3. Please refer to same page of this sales brochure in studying items of minor works, designated exempted works or exempted works under the Buildings Ordinance made in this unit as indicated with blue wavy line ().

3 號及 6 號洋房立面圖 D
HOUSE 3 AND 6 ELEVATION D


根據批准建築圖則
As Per Approved General Building Plan




現狀立面圖
Latest Elevation Plan



備註：

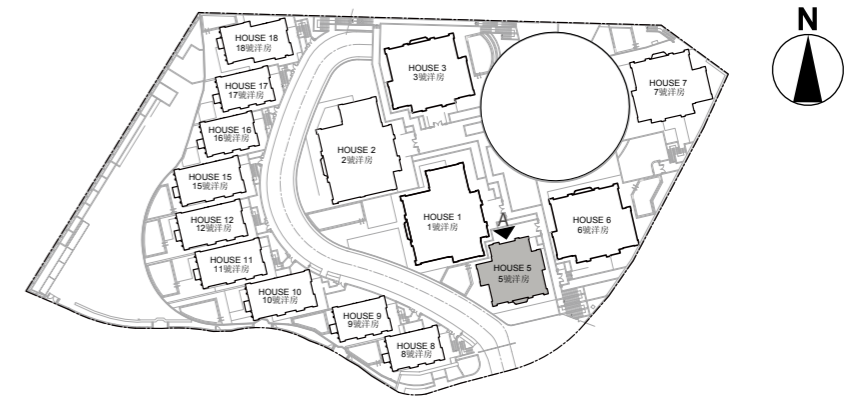
1. 發展項目的認可人士已證明此等圖顯示的立面 :-
 - (a) 以 2019 年 9 月 17 日的情況為準的發展項目的經批准的建築圖則為基礎擬備；及
 - (b) 大致上與發展項目的外觀一致。
2. 3 號及 6 號洋房此部分因在發展項目落成後進行小型工程、指定豁免工程或獲《建築物條例》豁免的工程而有所改動，現狀請參閱有關現狀立面圖。該等改動如下：
 1. 豎設金屬圍欄。
 2. 改動玻璃窗。
 3. 安裝外石板覆蓋層。
 4. 拆除金屬風罩。
3. 請參閱本售樓說明書本頁以協助閱讀本單位以藍色曲線 () 顯示之有關已完成的小型工程、指定豁免工程或獲《建築物條例》豁免的工程。

Notes:

1. Authorized Person for the Development has certified that the elevations shown on the plans :-
 - (a) are prepared on the basis of the approved Building Plans for the Development as of 17 September 2019; and
 - (b) are in general accordance with the outward appearance of the Development.
2. This part of House 3 & 6 have been altered by way of minor works, designated exempted works, or exempted works under the Buildings Ordinance after completion of the Development, the latest condition of which is shown on the relevant elevation plan showing latest elevation. The alteration works are as follows:
 1. Erection of metal fence.
 2. Alteration of window.
 3. Installation of external stone cladding.
 4. Removal of metal wind guard.
3. Please refer to same page of this sales brochure in studying items of minor works, designated exempted works or exempted works under the Buildings Ordinance made in this unit as indicated with blue wavy line ().

5 號洋房立面圖 A
HOUSE 5 ELEVATION A

根據批准建築圖則
As Per Approved General Building Plan



現狀立面圖
Latest Elevation Plan



備註：

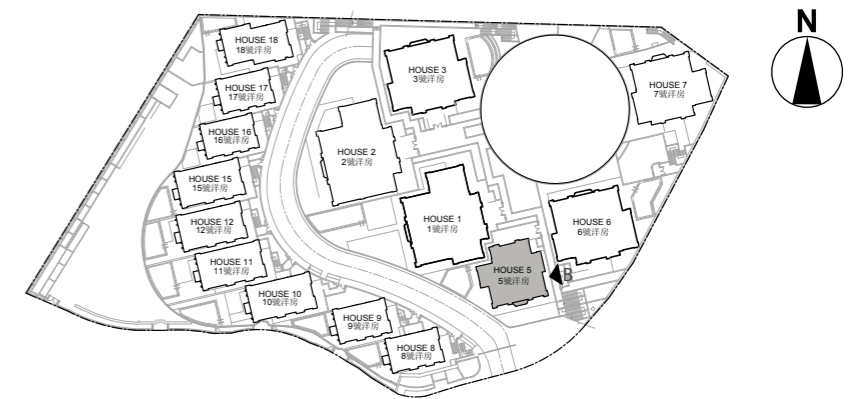
1. 發展項目的認可人士已證明此等圖顯示的立面 :-
 - (a) 以 2019 年 9 月 17 日的情況為準的發展項目的經批准的建築圖則為基礎擬備；及
 - (b) 大致上與發展項目的外觀一致。
2. 5 號洋房此部分因在發展項目落成後進行小型工程、指定豁免工程或獲《建築物條例》豁免的工程而有所改動，現狀請參閱有關現狀立面圖。該等改動如下：
 1. 鑄鐵豎梯移位。
 2. 豎設金屬圍欄。
 3. 改動玻璃窗。
 4. 改動玻璃牆。
 5. 安裝外石板覆蓋層。
3. 請參閱本售樓說明書本頁以協助閱讀本單位以藍色曲線 () 顯示之有關已完成的小型工程、指定豁免工程或獲《建築物條例》豁免的工程。

Notes:

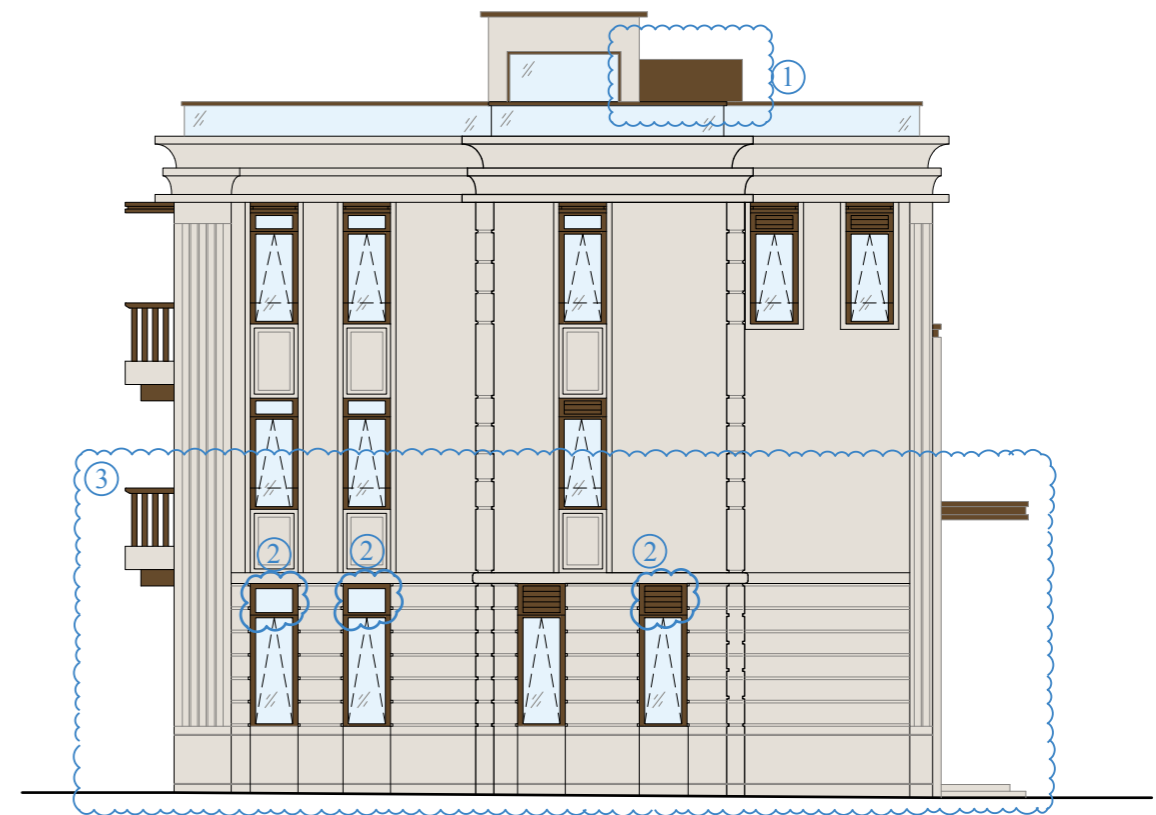
1. Authorized Person for the Development has certified that the elevations shown on the plans :-
 - (a) are prepared on the basis of the approved Building Plans for the Development as of 17 September 2019; and
 - (b) are in general accordance with the outward appearance of the Development.
2. This part of House 5 has been altered by way of minor works, designated exempted works, or exempted works under the Buildings Ordinance after completion of the Development, the latest condition of which is shown on the relevant elevation plan showing latest elevation. The alteration works are as follows:
 1. Cast iron ladder has been shifted.
 2. Erection of metal fence.
 3. Alteration of window.
 4. Alteration of window wall.
 5. Installation of external stone cladding.
3. Please refer to same page of this sales brochure in studying items of minor works, designated exempted works or exempted works under the Buildings Ordinance made in this unit as indicated with blue wavy line ().

5 號洋房立面圖 B
HOUSE 5 ELEVATION B


根據批准建築圖則
As Per Approved General Building Plan




現狀立面圖
Latest Elevation Plan



備註：

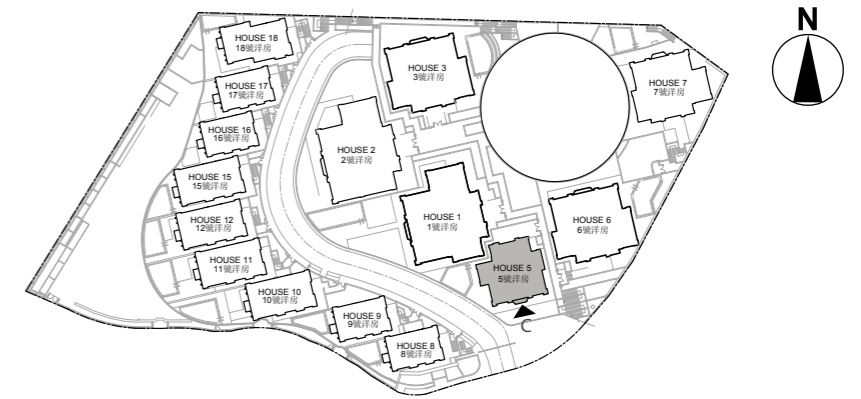
1. 發展項目的認可人士已證明此等圖顯示的立面：-
 - (a) 以 2019 年 9 月 17 日的情況為準的發展項目的經批准的建築圖則為基礎擬備；及
 - (b) 大致上與發展項目的外觀一致。
2. 5 號洋房此部分因在發展項目落成後進行小型工程、指定豁免工程或獲《建築物條例》豁免的工程而有所改動，現狀請參閱有關現狀立面圖。該等改動如下：
 1. 豎設金屬圍欄。
 2. 改動玻璃窗。
 3. 安裝外石板覆蓋層。
3. 請參閱本售樓說明書本頁以協助閱讀本單位以藍色曲線 () 顯示之有關已完成的小型工程、指定豁免工程或獲《建築物條例》豁免的工程。

Notes:

1. Authorized Person for the Development has certified that the elevations shown on the plans :-
 - (a) are prepared on the basis of the approved Building Plans for the Development as of 17 September 2019; and
 - (b) are in general accordance with the outward appearance of the Development.
2. This part of House 5 has been altered by way of minor works, designated exempted works, or exempted works under the Buildings Ordinance after completion of the Development, the latest condition of which is shown on the relevant elevation plan showing latest elevation. The alteration works are as follows:
 1. Erection of metal fence.
 2. Alteration of window.
 3. Installation of external stone cladding.
3. Please refer to same page of this sales brochure in studying items of minor works, designated exempted works or exempted works under the Buildings Ordinance made in this unit as indicated with blue wavy line ().

5 號洋房立面圖 C
HOUSE 5 ELEVATION C

根據批准建築圖則
As Per Approved General Building Plan



現狀立面圖
Latest Elevation Plan



備註：

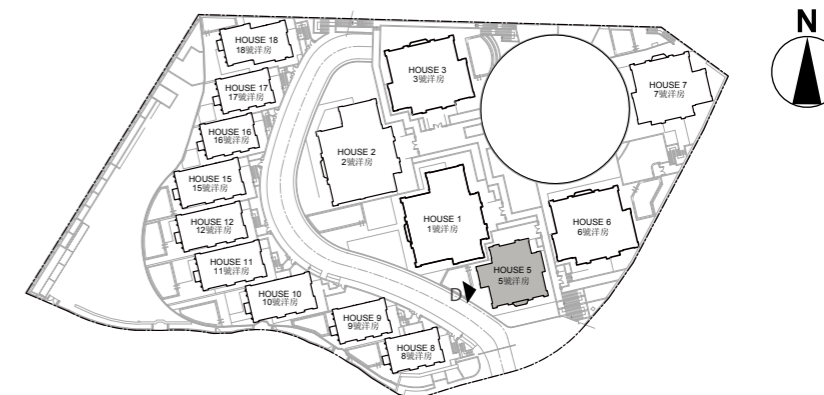
1. 發展項目的認可人士已證明此等圖顯示的立面 :-
 - (a) 以 2019 年 9 月 17 日的情況為準的發展項目的經批准的建築圖則為基礎擬備；及
 - (b) 大致上與發展項目的外觀一致。
2. 5 號洋房此部分因在發展項目落成後進行小型工程、指定豁免工程或獲《建築物條例》豁免的工程而有所改動，現狀請參閱有關現狀立面圖。該等改動如下：
 1. 改動玻璃牆。
 2. 安裝外石板覆蓋層。
3. 請參閱本售樓說明書本頁以協助閱讀本單位以藍色曲線 () 顯示之有關已完成的小型工程、指定豁免工程或獲《建築物條例》豁免的工程。

Notes:

1. Authorized Person for the Development has certified that the elevations shown on the plans :-
 - (a) are prepared on the basis of the approved Building Plans for the Development as of 17 September 2019; and
 - (b) are in general accordance with the outward appearance of the Development.
2. This part of House 5 has been altered by way of minor works, designated exempted works, or exempted works under the Buildings Ordinance after completion of the Development, the latest condition of which is shown on the relevant elevation plan showing latest elevation. The alteration works are as follows:
 1. Alteration of window wall.
 2. Installation of external stone cladding.
3. Please refer to same page of this sales brochure in studying items of minor works, designated exempted works or exempted works under the Buildings Ordinance made in this unit as indicated with blue wavy line ().

5 號洋房立面圖 D
HOUSE 5 ELEVATION D

根據批准建築圖則
As Per Approved General Building Plan



現狀立面圖
Latest Elevation Plan



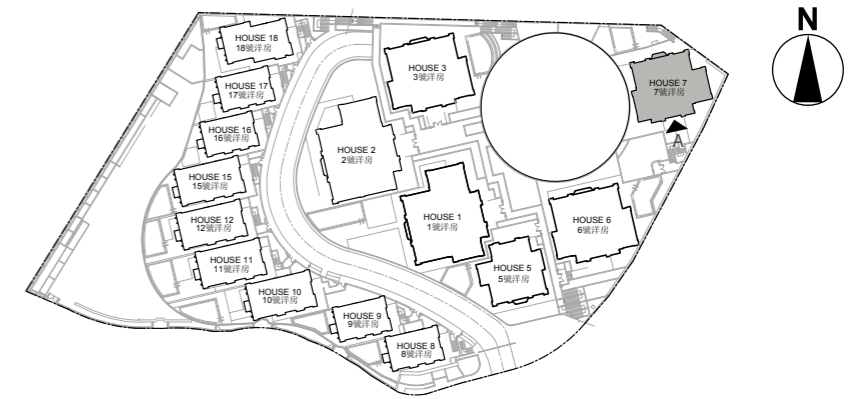
備註：

- 發展項目的認可人士已證明此等圖顯示的立面：-
 - 以 2019 年 9 月 17 日的情況為準的發展項目的經批准的建築圖則為基礎擬備；及
 - 大致上與發展項目的外觀一致。
- 5 號洋房此部分因在發展項目落成後進行小型工程、指定豁免工程或獲《建築物條例》豁免的工程而有所改動，現狀請參閱有關現狀立面圖。該等改動如下：
 - 豎設金屬圍欄。
 - 改動玻璃窗。
 - 安裝外石板覆蓋層。
 - 拆除金屬風罩。
- 請參閱本售樓說明書本頁以協助閱讀本單位以藍色曲線 () 顯示之有關已完成的小型工程、指定豁免工程或獲《建築物條例》豁免的工程。

Notes:

- Authorized Person for the Development has certified that the elevations shown on the plans :-
 - are prepared on the basis of the approved Building Plans for the Development as of 17 September 2019; and
 - are in general accordance with the outward appearance of the Development.
- This part of House 5 has been altered by way of minor works, designated exempted works, or exempted works under the Buildings Ordinance after completion of the Development, the latest condition of which is shown on the relevant elevation plan showing latest elevation. The alteration works are as follows:
 - Erection of metal fence.
 - Alteration of window.
 - Installation of external stone cladding
 - Removal of metal wind guard.
- Please refer to same page of this sales brochure in studying items of minor works, designated exempted works or exempted works under the Buildings Ordinance made in this unit as indicated with blue wavy line ().

7 號洋房立面圖 A
HOUSE 7 ELEVATION A



根據批准建築圖則
As Per Approved General Building Plan

現狀立面圖
Latest Elevation Plan



備註：

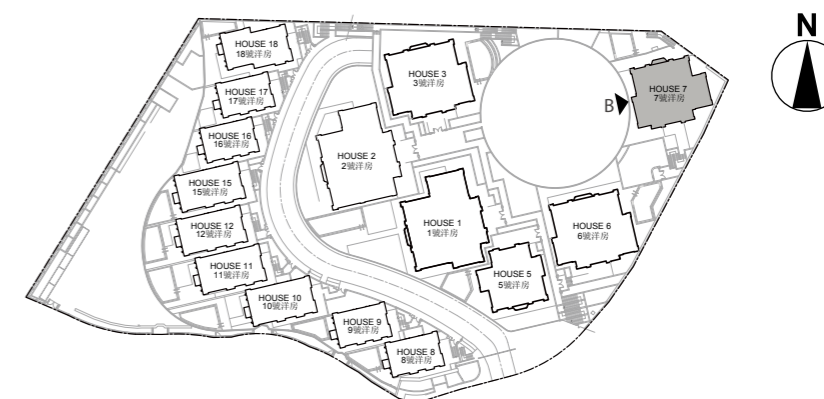
- 發展項目的認可人士已證明此等圖顯示的立面 :-
 - 以 2019 年 9 月 17 日的情況為準的發展項目的經批准的建築圖則為基礎擬備；及
 - 大致上與發展項目的外觀一致。
- 7 號洋房此部分因在發展項目落成後進行小型工程、指定豁免工程或獲《建築物條例》豁免的工程而有所改動，現狀請參閱有關現狀立面圖。該等改動如下：
 - 豎設金屬圍欄。
 - 改動玻璃窗。
 - 改動玻璃牆。
 - 安裝外石板覆蓋層。
- 請參閱本售樓說明書本頁以協助閱讀本單位以藍色曲線 () 顯示之有關已完成的小型工程、指定豁免工程或獲《建築物條例》豁免的工程。

Notes:

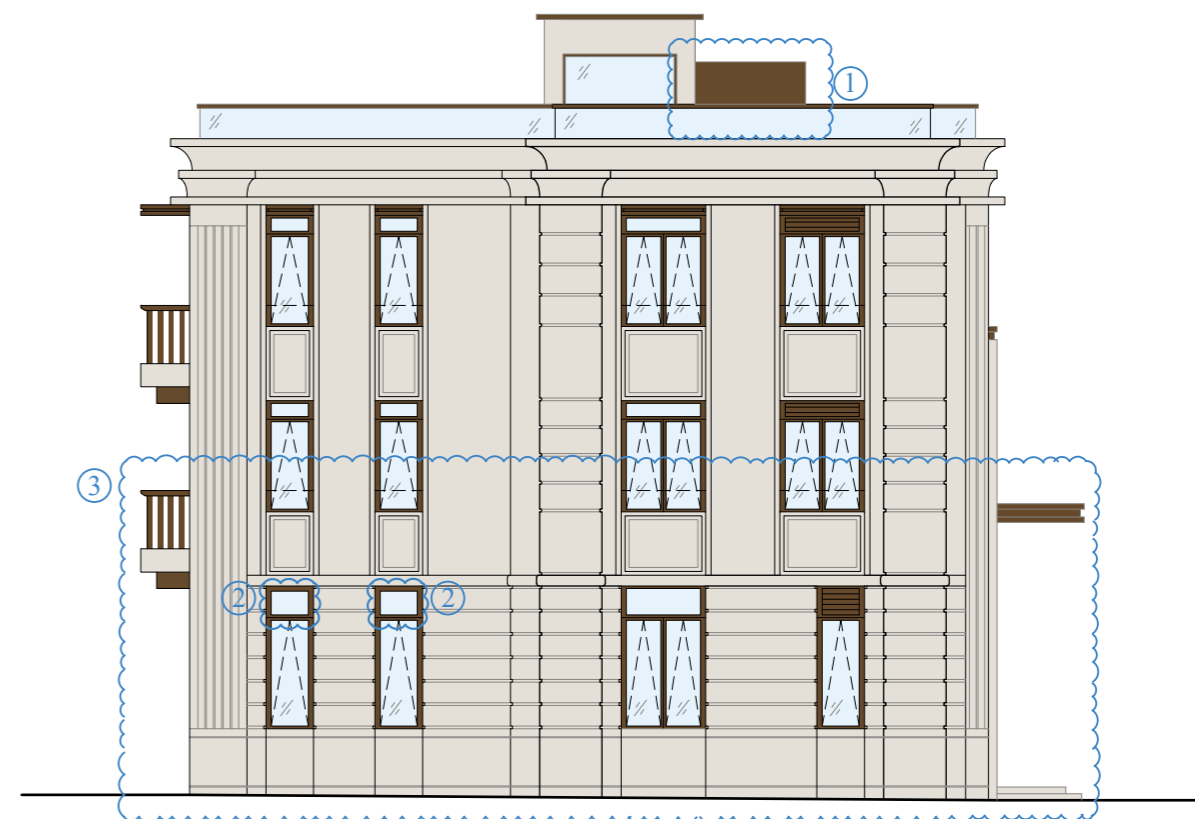
- Authorized Person for the Development has certified that the elevations shown on the plans :-
 - are prepared on the basis of the approved Building Plans for the Development as of 17 September 2019; and
 - are in general accordance with the outward appearance of the Development.
- This part of House 7 has been altered by way of minor works, designated exempted works, or exempted works under the Buildings Ordinance after completion of the Development, the latest condition of which is shown on the relevant elevation plan showing latest elevation. The alteration works are as follows:
 - Erection of metal fence.
 - Alteration of window.
 - Alteration of window wall.
 - Installation of external stone cladding.
- Please refer to same page of this sales brochure in studying items of minor works, designated exempted works or exempted works under the Buildings Ordinance made in this unit as indicated with blue wavy line ().

7 號洋房立面圖 B
HOUSE 7 ELEVATION B


根據批准建築圖則
As Per Approved General Building Plan




現狀立面圖
Latest Elevation Plan



備註：

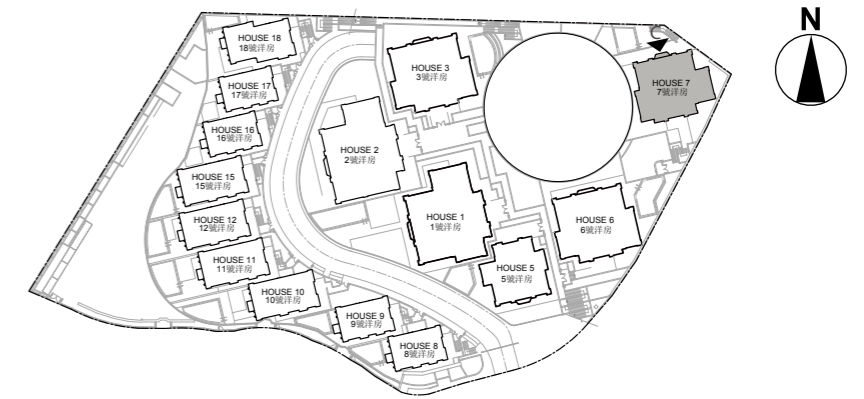
1. 發展項目的認可人士已證明此等圖顯示的立面 :-
(a) 以 2019 年 9 月 17 日的情況為準的發展項目的經批准的建築圖則為基礎擬備；及
(b) 大致上與發展項目的外觀一致。
2. 7 號洋房此部分因在發展項目落成後進行小型工程、指定豁免工程或獲《建築物條例》豁免的工程而有所改動，現狀請參閱有關現狀立面圖。該等改動如下：
 1. 豎設金屬圍欄。
 2. 改動玻璃窗。
 3. 安裝外石板覆蓋層。
3. 請參閱本售樓說明書本頁以協助閱讀本單位以藍色曲線 () 顯示之有關已完成的小型工程、指定豁免工程或獲《建築物條例》豁免的工程。

Notes:

1. Authorized Person for the Development has certified that the elevations shown on the plans :-
(a) are prepared on the basis of the approved Building Plans for the Development as of 17 September 2019; and
(b) are in general accordance with the outward appearance of the Development.
2. This part of House 7 has been altered by way of minor works, designated exempted works, or exempted works under the Buildings Ordinance after completion of the Development, the latest condition of which is shown on the relevant elevation plan showing latest elevation. The alteration works are as follows:
 1. Erection of metal fence.
 2. Alteration of window.
 3. Installation of external stone cladding.
3. Please refer to same page of this sales brochure in studying items of minor works, designated exempted works or exempted works under the Buildings Ordinance made in this unit as indicated with blue wavy line ().

7 號洋房立面圖 C
HOUSE 7 ELEVATION C


根據批准建築圖則
As Per Approved General Building Plan




現狀立面圖
Latest Elevation Plan



備註：

1. 發展項目的認可人士已證明此等圖顯示的立面 :-
(a) 以 2019 年 9 月 17 日的情況為準的發展項目的經批准的建築圖則為基礎擬備；及
(b) 大致上與發展項目的外觀一致。
2. 7 號洋房此部分因在發展項目落成後進行小型工程、指定豁免工程或獲《建築物條例》豁免的工程而有所改動，現狀請參閱有關現狀立面圖。該等改動如下：
 1. 改動玻璃牆。
 2. 安裝外石板覆蓋層。
3. 請參閱本售樓說明書本頁以協助閱讀本單位以藍色曲線 () 顯示之有關已完成的小型工程、指定豁免工程或獲《建築物條例》豁免的工程。

Notes:

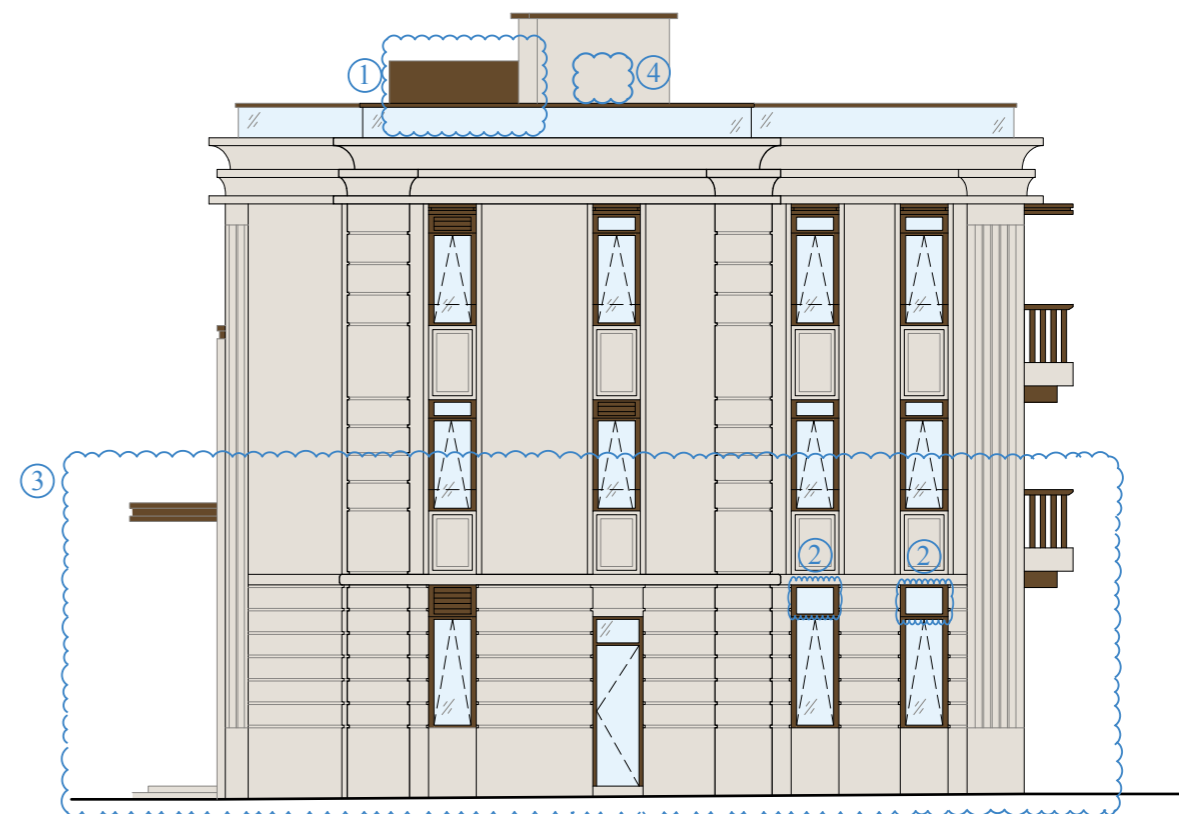
1. Authorized Person for the Development has certified that the elevations shown on the plans :-
(a) are prepared on the basis of the approved Building Plans for the Development as of 17 September 2019; and
(b) are in general accordance with the outward appearance of the Development.
2. This part of House 7 has been altered by way of minor works, designated exempted works, or exempted works under the Buildings Ordinance after completion of the Development, the latest condition of which is shown on the relevant elevation plan showing latest elevation. The alteration works are as follows:
 1. Alteration of window wall.
 2. Installation of external stone cladding.
3. Please refer to same page of this sales brochure in studying items of minor works, designated exempted works or exempted works under the Buildings Ordinance made in this unit as indicated with blue wavy line ().

7 號洋房立面圖 D
HOUSE 7 ELEVATION D


根據批准建築圖則
As Per Approved General Building Plan




現狀立面圖
Latest Elevation Plan



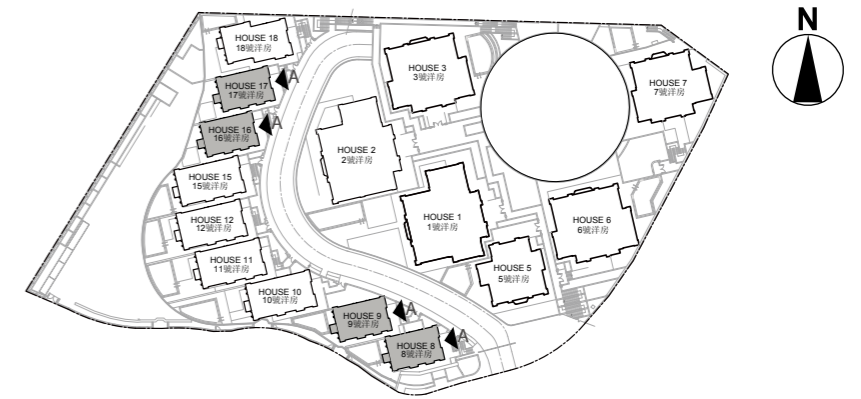
備註：

- 發展項目的認可人士已證明此等圖顯示的立面：-
 - 以 2019 年 9 月 17 日的情況為準的發展項目的經批准的建築圖則為基礎擬備；及
 - 大致上與發展項目的外觀一致。
- 7 號洋房此部分因在發展項目落成後進行小型工程、指定豁免工程或獲《建築物條例》豁免的工程而有所改動，現狀請參閱有關現狀立面圖。該等改動如下：
 - 豎設金屬圍欄。
 - 改動玻璃窗。
 - 安裝外石板覆蓋層。
 - 拆除金屬風罩。
- 請參閱本售樓說明書本頁以協助閱讀本單位以藍色曲線 () 顯示之有關已完成的小型工程、指定豁免工程或獲《建築物條例》豁免的工程。

Notes:

- Authorized Person for the Development has certified that the elevations shown on the plans :-
 - are prepared on the basis of the approved Building Plans for the Development as of 17 September 2019; and
 - are in general accordance with the outward appearance of the Development.
- This part of House 7 has been altered by way of minor works, designated exempted works, or exempted works under the Buildings Ordinance after completion of the Development, the latest condition of which is shown on the relevant elevation plan showing latest elevation. The alteration works are as follows:
 - Erection of metal fence.
 - Alteration of window.
 - Installation of external stone cladding.
 - Removal of metal wind guard.
- Please refer to same page of this sales brochure in studying items of minor works, designated exempted works or exempted works under the Buildings Ordinance made in this unit as indicated with blue wavy line ().

8、9、16 及 17 號洋房立面圖 A
HOUSE 8, 9, 16 & 17 ELEVATION A



根據批准建築圖則
As Per Approved General Building Plan



備註：

- 發展項目的認可人士已證明此等圖顯示的立面 :-
 - 以 2019 年 9 月 17 日的情況為準的發展項目的經批准的建築圖則為基礎擬備；及
 - 大致上與發展項目的外觀一致。

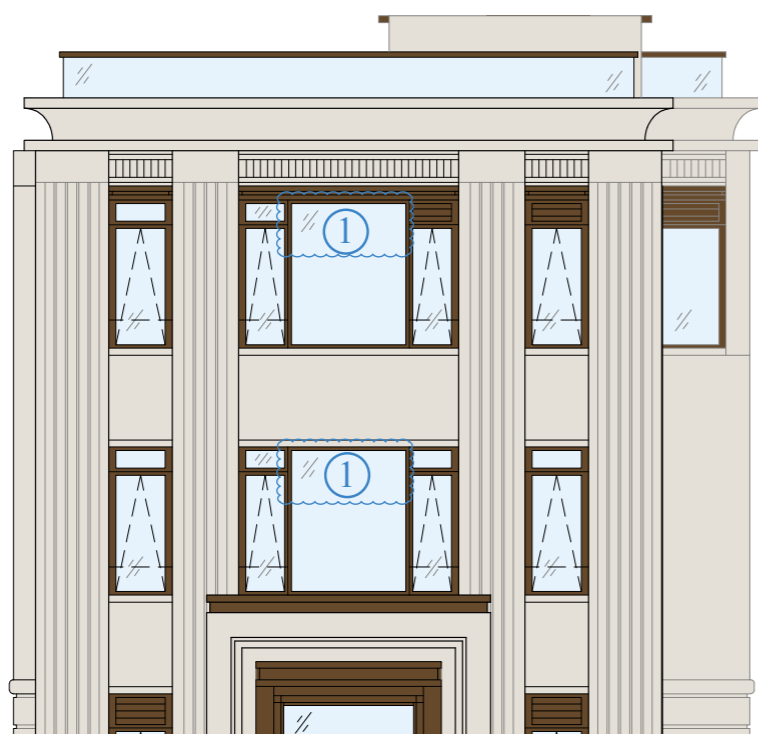
Notes:

- Authorized Person for the Development has certified that the elevations shown on the plans :-
 - are prepared on the basis of the approved Building Plans for the Development as of 17 September 2019; and
 - are in general accordance with the outward appearance of the Development.


8、9、16 及 17 號洋房立面圖 B
HOUSE 8, 9, 16 & 17 ELEVATION B

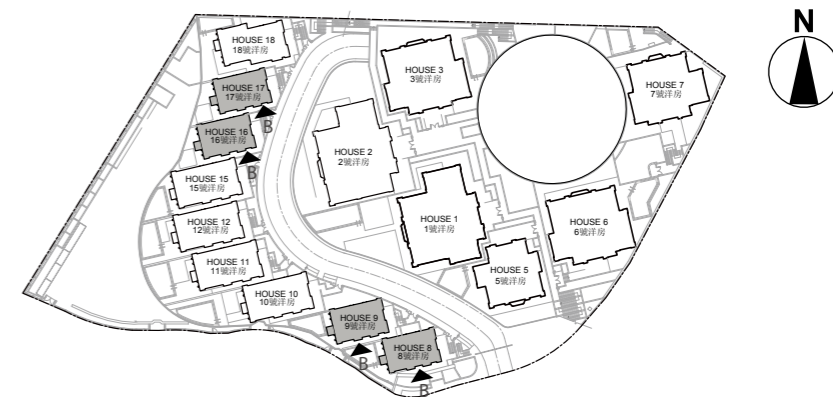
根據批准建築圖則
As Per Approved General Building Plan

三邊實心圍欄
於 17 號洋房。
3 sides solid parapet
for House 17 only



備註：

- 發展項目的認可人士已證明此等圖顯示的立面 :-
(a) 以 2019 年 9 月 17 日的情況為準的發展項目的經批准的建築圖則為基礎擬備；及
(b) 大致上與發展項目的外觀一致。
- 8、9、16 及 17 號洋房此部分因在發展項目落成後進行小型工程、指定豁免工程或獲《建築物條例》豁免的工程而有所改動，現狀請參閱有關現狀立面圖。該等改動如下：
1. 豎設金屬圍欄。
- 請參閱本售樓說明書本頁以協助閱讀本單位以藍色曲線 () 顯示之有關已完成的小型工程、指定豁免工程或獲《建築物條例》豁免的工程。




現狀立面圖
Latest Elevation Plan

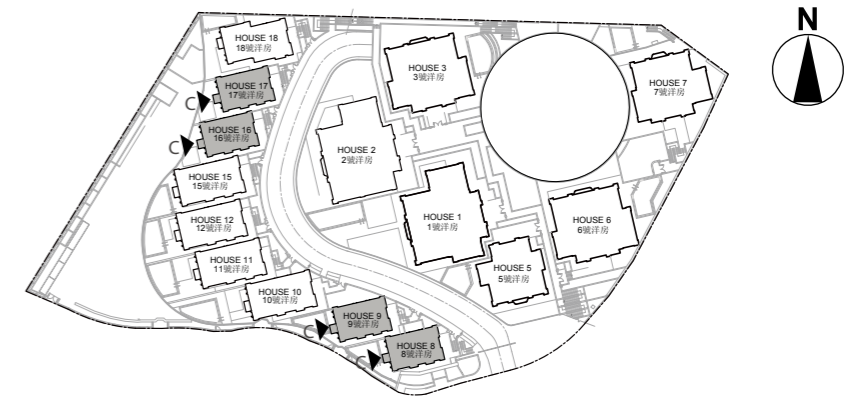
三邊實心圍欄
於 17 號洋房。
3 sides solid parapet
for House 17 only



Notes:

- Authorized Person for the Development has certified that the elevations shown on the plans :-
(a) are prepared on the basis of the approved Building Plans for the Development as of 17 September 2019; and
(b) are in general accordance with the outward appearance of the Development.
- This part of House 8, 9, 16 & 17 have been altered by way of minor works, designated exempted works, or exempted works under the Buildings Ordinance after completion of the Development, the latest condition of which is shown on the relevant elevation plan showing latest elevation. The alteration works are as follows:
1. Erection of metal fence.
- Please refer to same page of this sales brochure in studying items of minor works, designated exempted works or exempted works under the Buildings Ordinance made in this unit as indicated with blue wavy line ().

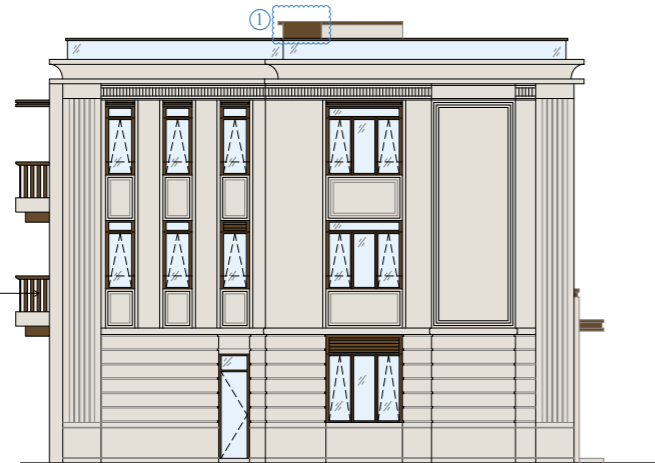
8、9、16 及 17 號洋房立面圖 C
HOUSE 8, 9, 16 & 17 ELEVATION C



根據批准建築圖則
As Per Approved General Building Plan

現狀立面圖
Latest Elevation Plan

三邊實心圍欄
於 17 號洋房。
3 sides solid parapet
for House 17 only




固定玻璃窗於
17 號洋房。
Fixed window
for House 17 only.

三邊實心圍欄
於 17 號洋房。
3 sides solid parapet
for House 17 only




固定玻璃窗於
17 號洋房。
Fixed window
for House 17 only.

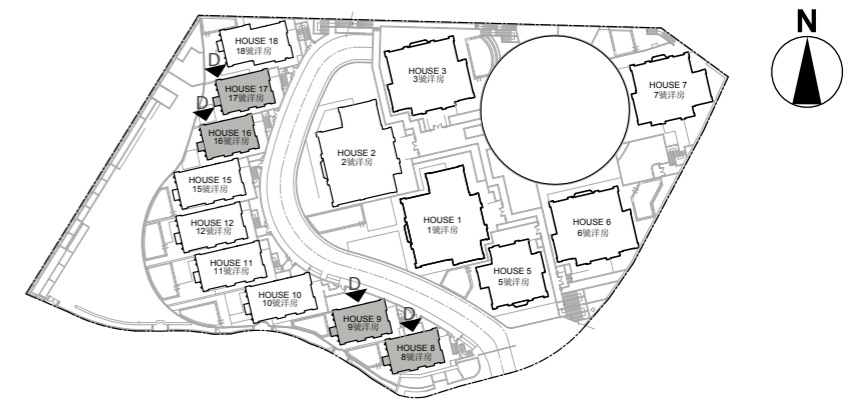
備註：

- 發展項目的認可人士已證明此等圖顯示的立面 :-
(a) 以 2019 年 9 月 17 日的情況為準的發展項目的經批准的建築圖則為基礎擬備；及
(b) 大致上與發展項目的外觀一致。
- 8、9、16 及 17 號洋房此部分因在發展項目落成後進行小型工程、指定豁免工程或獲《建築物條例》豁免的工程而有所改動，現狀請參閱有關現狀立面圖。該等改動如下：
1. 豎設金屬圍欄。
- 請參閱本售樓說明書本頁以協助閱讀本單位以藍色曲線 () 顯示之有關已完成的小型工程、指定豁免工程或獲《建築物條例》豁免的工程。

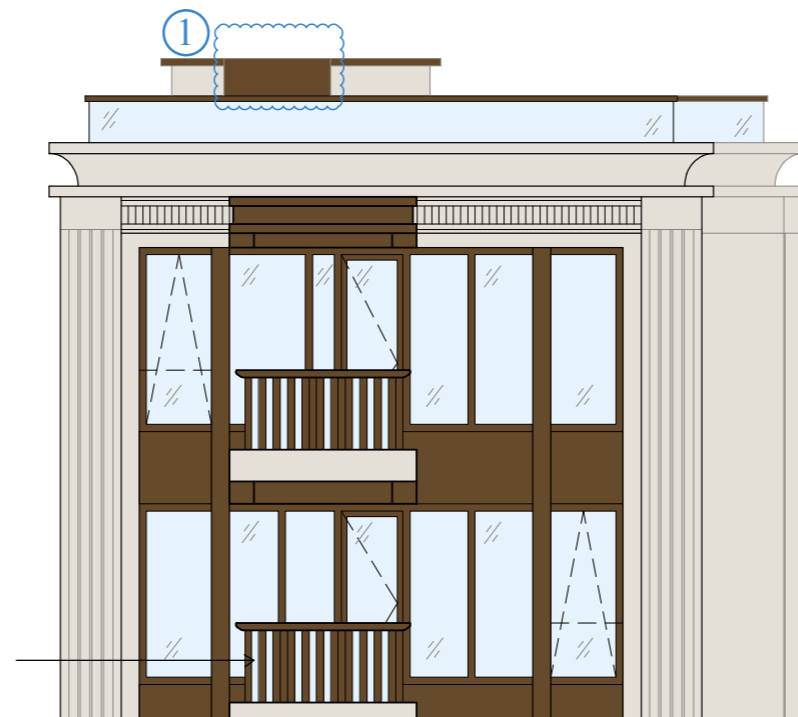
Notes:

- Authorized Person for the Development has certified that the elevations shown on the plans :-
(a) are prepared on the basis of the approved Building Plans for the Development as of 17 September 2019; and
(b) are in general accordance with the outward appearance of the Development.
- This part of House 8, 9, 16 & 17 have been altered by way of minor works, designated exempted works, or exempted works under the Buildings Ordinance after completion of the Development, the latest condition of which is shown on the relevant elevation plan showing latest elevation. The alteration works are as follows:
1. Erection of metal fence.
- Please refer to same page of this sales brochure in studying items of minor works, designated exempted works or exempted works under the Buildings Ordinance made in this unit as indicated with blue wavy line ().

8、9、16 及 17 號洋房立面圖 D
HOUSE 8, 9, 16 & 17 ELEVATION D



根據批准建築圖則
As Per Approved General Building Plan



三邊實心圍欄
於 17 號洋房。
3 sides solid parapet
for House 17 only.

備註：

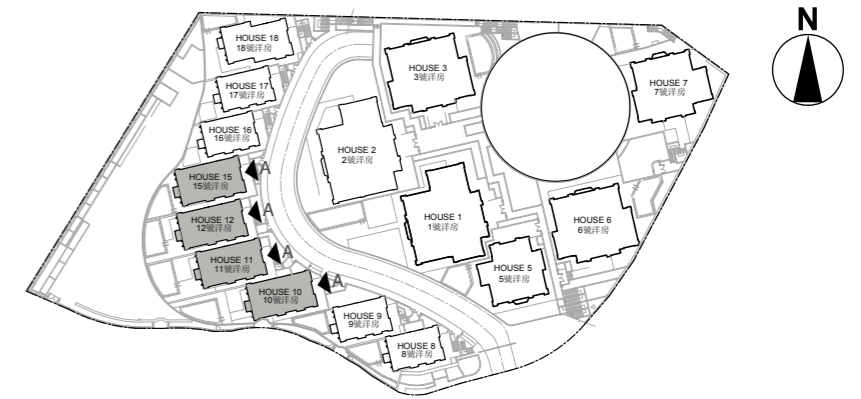
1. 發展項目的認可人士已證明此等圖顯示的立面 :-
 - (a) 以 2019 年 9 月 17 日的情況為準的發展項目的經批准的建築圖則為基礎擬備；及
 - (b) 大致上與發展項目的外觀一致。

Notes:

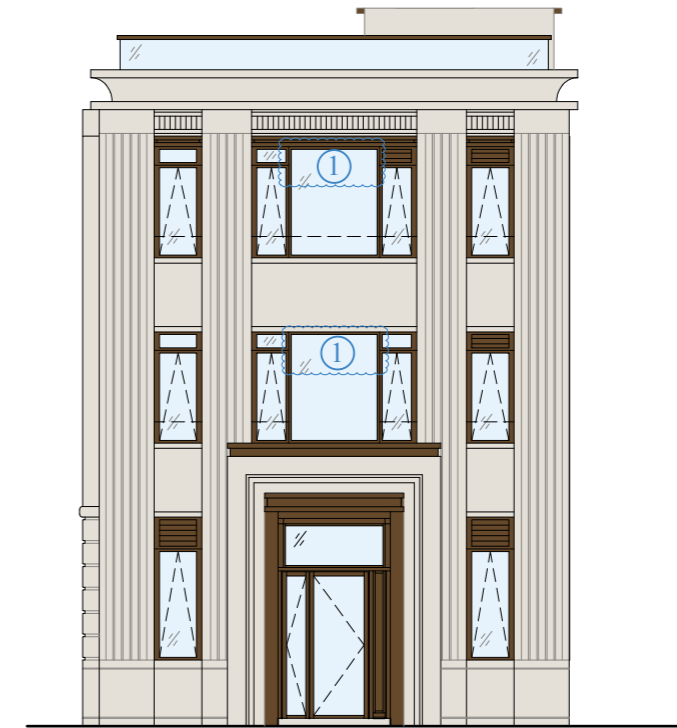
1. Authorized Person for the Development has certified that the elevations shown on the plans :-
 - (a) are prepared on the basis of the approved Building Plans for the Development as of 17 September 2019; and
 - (b) are in general accordance with the outward appearance of the Development.

10、11、12 及 15 號洋房立面圖 A
HOUSE 10, 11, 12 & 15 ELEVATION A


根據批准建築圖則
As Per Approved General Building Plan




現狀立面圖
Latest Elevation Plan



備註：

- 發展項目的認可人士已證明此等圖顯示的立面 :-
(a) 以 2019 年 9 月 17 日的情況為準的發展項目的經批准的建築圖則為基礎擬備；及
(b) 大致上與發展項目的外觀一致。
- 10、11、12 及 15 號洋房此部分因在發展項目落成後進行小型工程、指定豁免工程或獲《建築物條例》豁免的工程而有所改動，現狀請參閱有關現狀立面圖。該等改動如下：
1. 改動玻璃窗。
- 請參閱本售樓說明書本頁以協助閱讀本單位以藍色曲線 () 顯示之有關已完成的小型工程、指定豁免工程或獲《建築物條例》豁免的工程。

Notes:

- Authorized Person for the Development has certified that the elevations shown on the plans :-
(a) are prepared on the basis of the approved Building Plans for the Development as of 17 September 2019; and
(b) are in general accordance with the outward appearance of the Development.
- This part of House 10, 11, 12 & 15 have been altered by way of minor works, designated exempted works, or exempted works under the Buildings Ordinance after completion of the Development, the latest condition of which is shown on the relevant elevation plan showing latest elevation. The alteration works are as follows:
1. Alteration of window.
- Please refer to same page of this sales brochure in studying items of minor works, designated exempted works or exempted works under the Buildings Ordinance made in this unit as indicated with blue wavy line ().

10、11、12 及 15 號洋房立面圖 B
HOUSE 10, 11, 12 & 15 ELEVATION B


根據批准建築圖則
As Per Approved General Building Plan

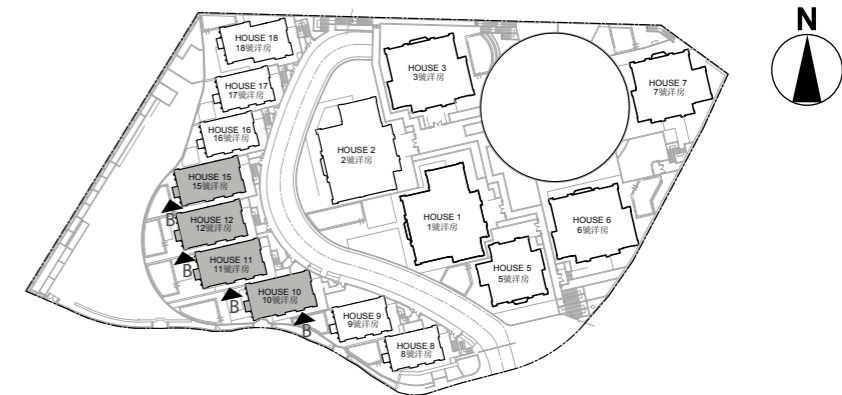
固定玻璃窗
於 15 號洋房。
Fixed window for
House 15 only.



固定玻璃窗
於 12 及 15 號洋房。
Fixed window
for House 12 & 15
only.

備註：

- 發展項目的認可人士已證明此等圖顯示的立面 :-
(a) 以 2019 年 9 月 17 日的情況為準的發展項目的經批准的建築圖則為基礎擬備；及
(b) 大致上與發展項目的外觀一致。
- 10、11、12 及 15 號洋房此部分因在發展項目落成後進行小型工程、指定豁免工程或獲《建築物條例》豁免的工程而有所改動，現狀請參閱有關現狀立面圖。該等改動如下：
1. 豎設金屬圍欄。
- 請參閱本售樓說明書本頁以協助閱讀本單位以藍色曲線 () 顯示之有關已完成的小型工程、指定豁免工程或獲《建築物條例》豁免的工程。




現狀立面圖
Latest Elevation Plan

固定玻璃窗
於 15 號洋房。
Fixed window for
House 15 only.

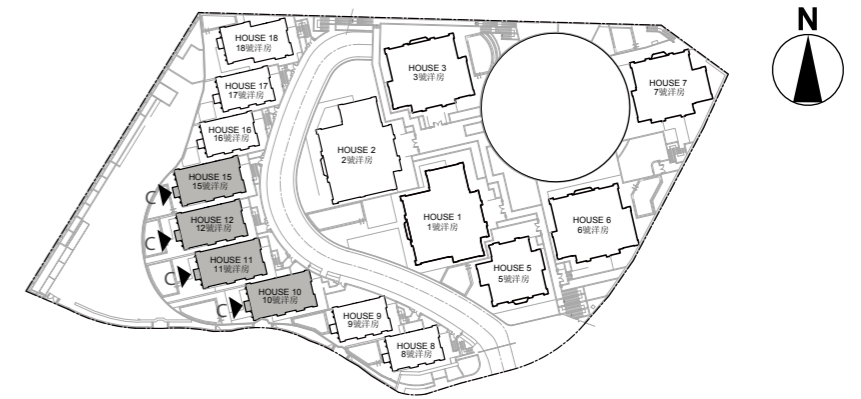


固定玻璃窗
於 12 及 15 號洋房。
Fixed window
for House 12 & 15
only.

Notes:

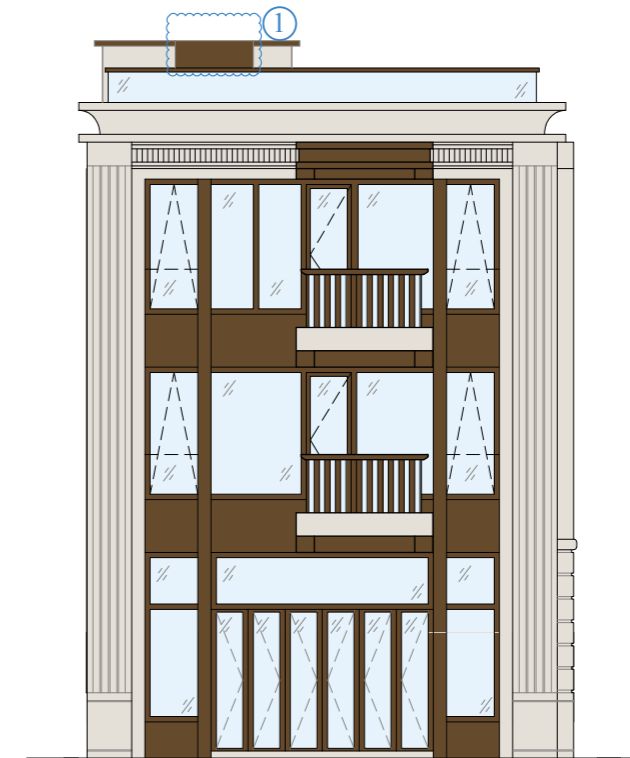
- Authorized Person for the Development has certified that the elevations shown on the plans :-
(a) are prepared on the basis of the approved Building Plans for the Development as of 17 September 2019; and
(b) are in general accordance with the outward appearance of the Development.
- This part of House 10, 11, 12 & 15 have been altered by way of minor works, designated exempted works, or exempted works under the Buildings Ordinance after completion of the Development, the latest condition of which is shown on the relevant elevation plan showing latest elevation. The alteration works are as follows:
1. Erection of metal fence.
- Please refer to same page of this sales brochure in studying items of minor works, designated exempted works or exempted works under the Buildings Ordinance made in this unit as indicated with blue wavy line ().

10、11、12 及 15 號洋房立面圖 C
HOUSE 10, 11, 12 & 15 ELEVATION C



根據批准建築圖則
As Per Approved General Building Plan

現狀立面圖
Latest Elevation Plan



備註：

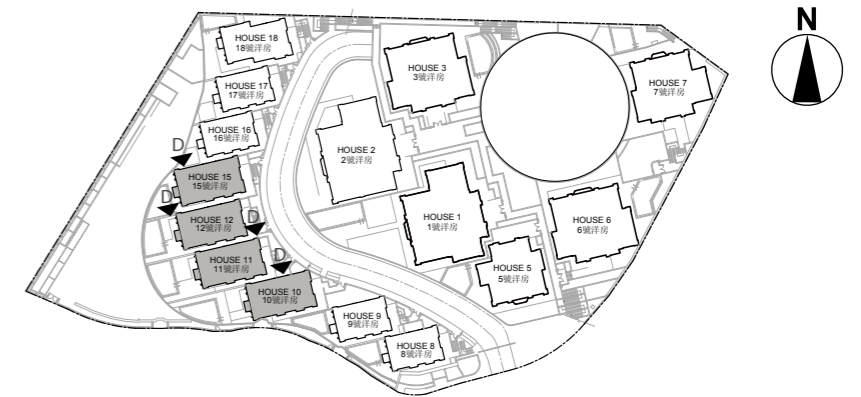
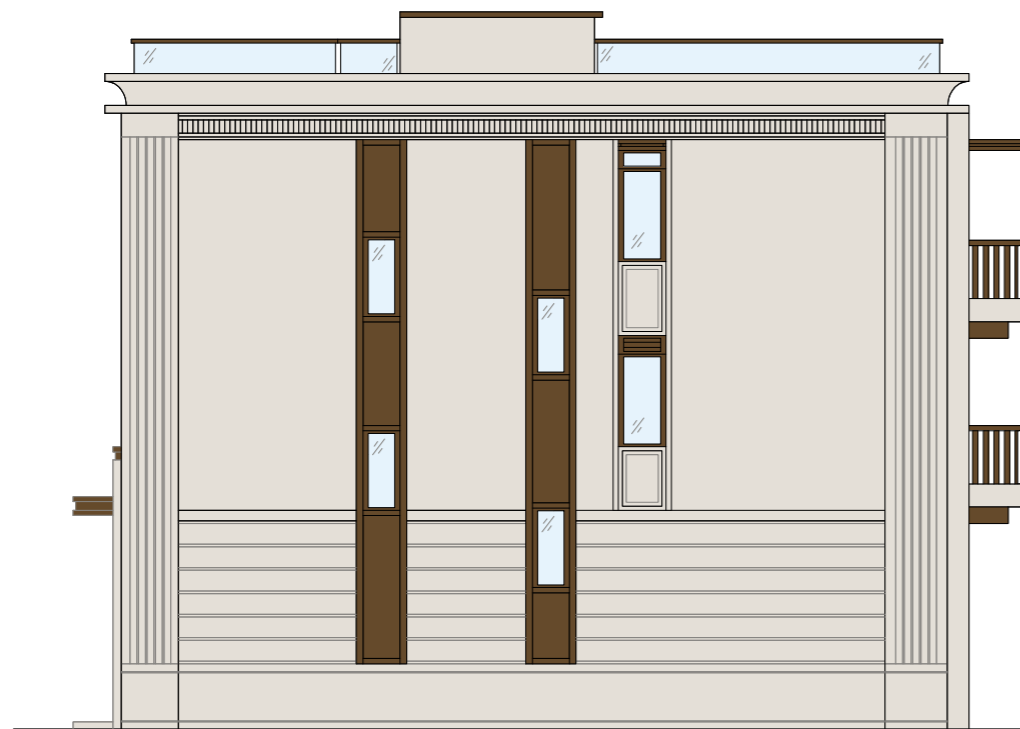
1. 發展項目的認可人士已證明此等圖顯示的立面 :-
(a) 以 2019 年 9 月 17 日的情況為準的發展項目的經批准的建築圖則為基礎擬備；及
(b) 大致上與發展項目的外觀一致。
2. 10、11、12 及 15 號洋房此部分因在發展項目落成後進行小型工程、指定豁免工程或獲《建築物條例》豁免的工程而有所改動，現狀請參閱有關現狀立面圖。該等改動如下：
1. 豎設金屬圍欄。
3. 請參閱本售樓說明書本頁以協助閱讀本單位以藍色曲線 () 顯示之有關已完成的小型工程、指定豁免工程或獲《建築物條例》豁免的工程。

Notes:

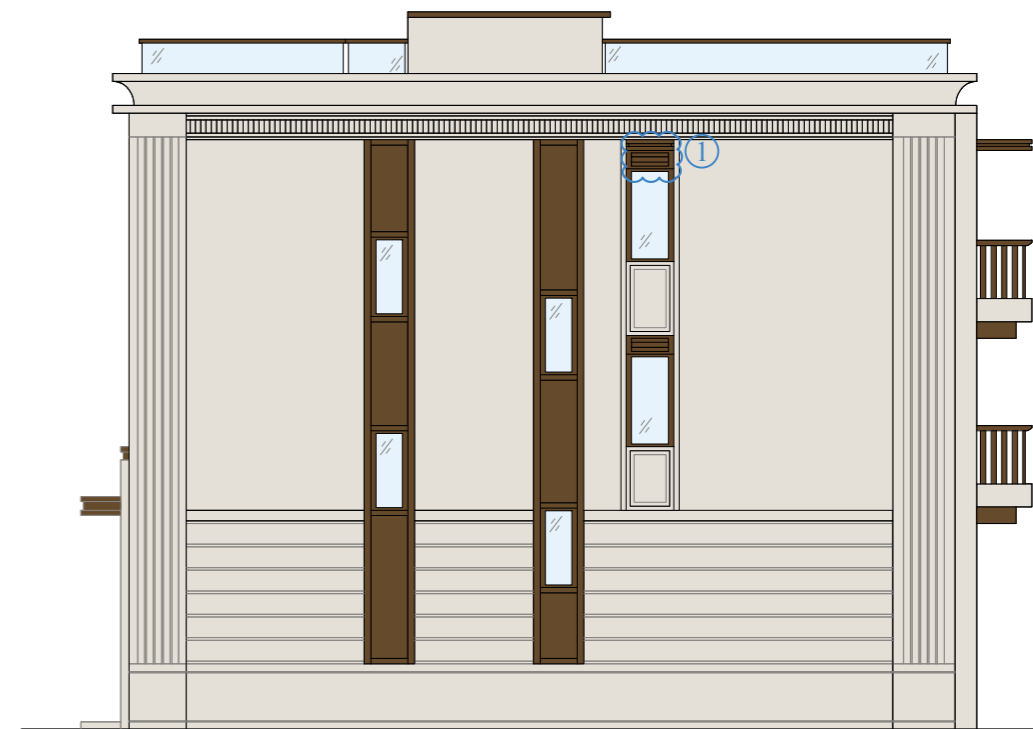
1. Authorized Person for the Development has certified that the elevations shown on the plans :-
(a) are prepared on the basis of the approved Building Plans for the Development as of 17 September 2019; and
(b) are in general accordance with the outward appearance of the Development.
2. This part of House 10, 11, 12 & 15 have been altered by way of minor works, designated exempted works, or exempted works under the Buildings Ordinance after completion of the Development, the latest condition of which is shown on the relevant elevation plan showing latest elevation. The alteration works are as follows:
1. Erection of metal fence.
3. Please refer to same page of this sales brochure in studying items of minor works, designated exempted works or exempted works under the Buildings Ordinance made in this unit as indicated with blue wavy line ().

10、11、12 及 15 號洋房立面圖 D
HOUSE 10, 11, 12 & 15 ELEVATION D


根據批准建築圖則
As Per Approved General Building Plan




現狀立面圖
Latest Elevation Plan



備註：

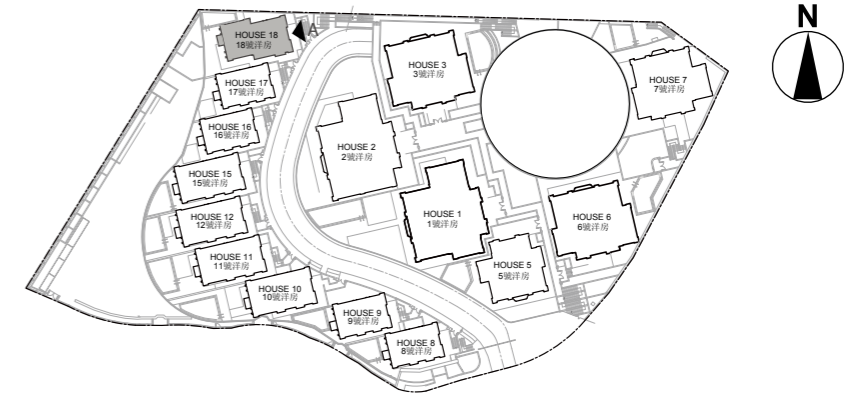
1. 發展項目的認可人士已證明此等圖顯示的立面 :-
(a) 以 2019 年 9 月 17 日的情況為準的發展項目的經批准的建築圖則為基礎擬備；及
(b) 大致上與發展項目的外觀一致。
2. 10、11、12 及 15 號洋房此部分因在發展項目落成後進行小型工程、指定豁免工程或獲《建築物條例》豁免的工程而有所改動，現狀請參閱有關現狀立面圖。該等改動如下：
 1. 改動玻璃窗。
3. 請參閱本售樓說明書本頁以協助閱讀本單位以藍色曲線 () 顯示之有關已完成的小型工程、指定豁免工程或獲《建築物條例》豁免的工程。

Notes:

1. Authorized Person for the Development has certified that the elevations shown on the plans :-
(a) are prepared on the basis of the approved Building Plans for the Development as of 17 September 2019; and
(b) are in general accordance with the outward appearance of the Development.
2. This part of House 10, 11, 12 & 15 have been altered by way of minor works, designated exempted works, or exempted works under the Buildings Ordinance after completion of the Development, the latest condition of which is shown on the relevant elevation plan showing latest elevation. The alteration works are as follows:
 1. Alteration of window.
3. Please refer to same page of this sales brochure in studying items of minor works, designated exempted works or exempted works under the Buildings Ordinance made in this unit as indicated with blue wavy line ().

18 號洋房立面圖 A
HOUSE 18 ELEVATION A


根據批准建築圖則
As Per Approved General Building Plan




現狀立面圖
Latest Elevation Plan



備註：

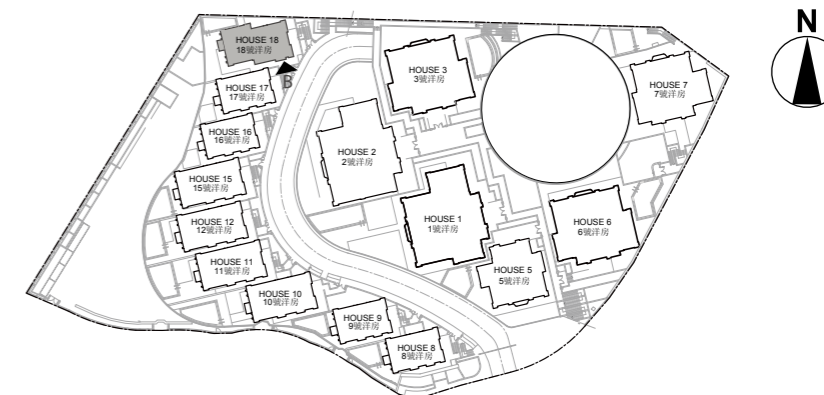
1. 發展項目的認可人士已證明此等圖顯示的立面 :-
(a) 以 2019 年 9 月 17 日的情況為準的發展項目的經批准的建築圖則為基礎擬備；及
(b) 大致上與發展項目的外觀一致。
2. 18 號洋房此部分因在發展項目落成後進行小型工程、指定豁免工程或獲《建築物條例》豁免的工程而有所改動，現狀請參閱有關現狀立面圖。該等改動如下：
 1. 改動玻璃窗。
3. 請參閱本售樓說明書本頁以協助閱讀本單位以藍色曲線 () 顯示之有關已完成的小型工程、指定豁免工程或獲《建築物條例》豁免的工程。

Notes:

1. Authorized Person for the Development has certified that the elevations shown on the plans :-
(a) are prepared on the basis of the approved Building Plans for the Development as of 17 September 2019; and
(b) are in general accordance with the outward appearance of the Development.
2. This part of House 18 has been altered by way of minor works, designated exempted works, or exempted works under the Buildings Ordinance after completion of the Development, the latest condition of which is shown on the relevant elevation plan showing latest elevation. The alteration works are as follows:
 1. Alteration of window.
3. Please refer to same page of this sales brochure in studying items of minor works, designated exempted works or exempted works under the Buildings Ordinance made in this unit as indicated with blue wavy line ().

18 號洋房立面圖 B
HOUSE 18 ELEVATION B

根據批准建築圖則
As Per Approved General Building Plan

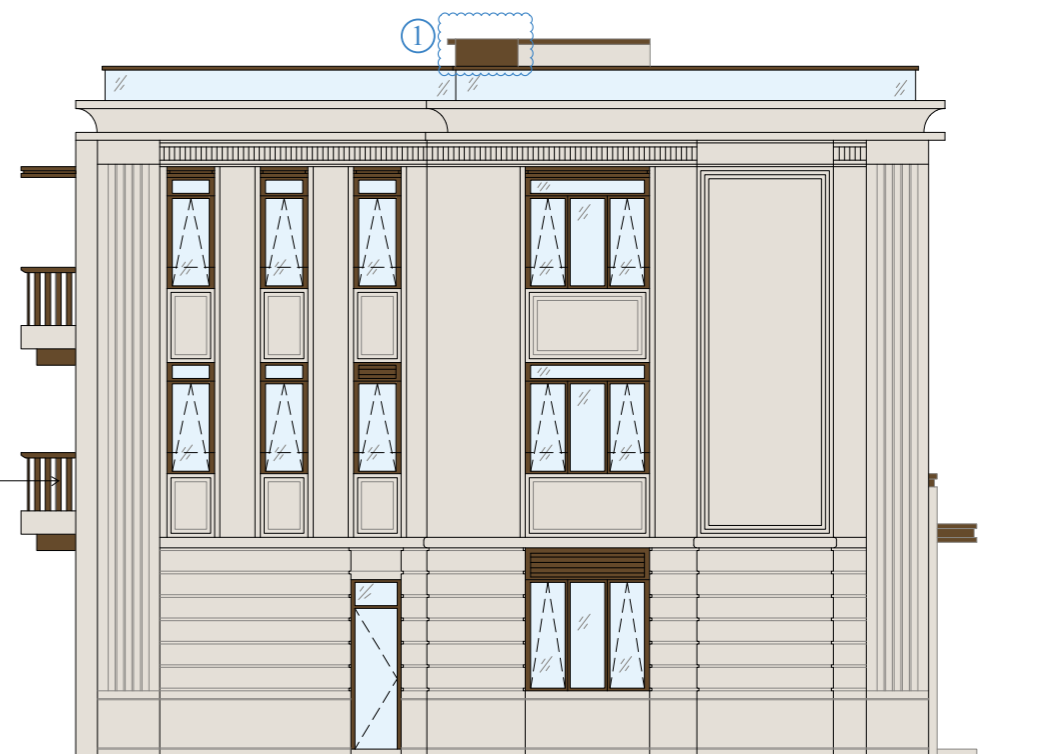


現狀立面圖
Latest Elevation Plan


三邊實心圍欄。
3 sides solid parapet.




三邊實心圍欄。
3 sides solid parapet.



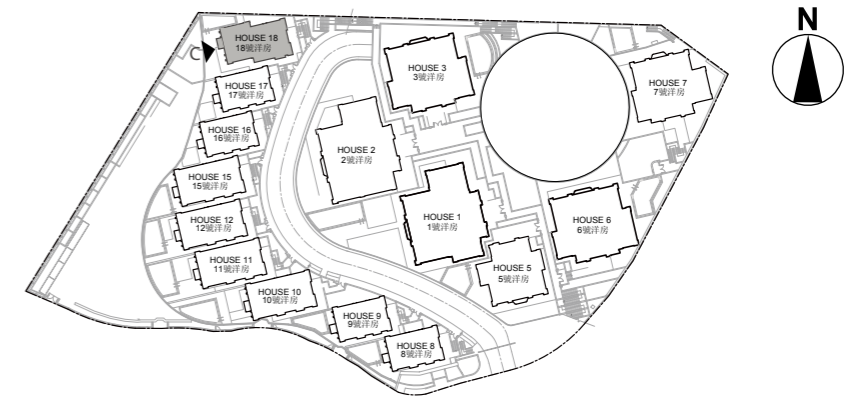
備註：

- 發展項目的認可人士已證明此等圖顯示的立面 :-
(a) 以 2019 年 9 月 17 日的情況為準的發展項目的經批准的建築圖則為基礎擬備；及
(b) 大致上與發展項目的外觀一致。
- 18 號洋房此部分因在發展項目落成後進行小型工程、指定豁免工程或獲《建築物條例》豁免的工程而有所改動，現狀請參閱有關現狀立面圖。該等改動如下：
1. 豎設金屬圍欄。
- 請參閱本售樓說明書本頁以協助閱讀本單位以藍色曲線 () 顯示之有關已完成的小型工程、指定豁免工程或獲《建築物條例》豁免的工程。

Notes:

- Authorized Person for the Development has certified that the elevations shown on the plans :-
(a) are prepared on the basis of the approved Building Plans for the Development as of 17 September 2019; and
(b) are in general accordance with the outward appearance of the Development.
- This part of House 18 has been altered by way of minor works, designated exempted works, or exempted works under the Buildings Ordinance after completion of the Development, the latest condition of which is shown on the relevant elevation plan showing latest elevation. The alteration works are as follows:
1. Erection of metal fence.
- Please refer to same page of this sales brochure in studying items of minor works, designated exempted works or exempted works under the Buildings Ordinance made in this unit as indicated with blue wavy line ().

18 號洋房立面圖 C
HOUSE 18 ELEVATION C



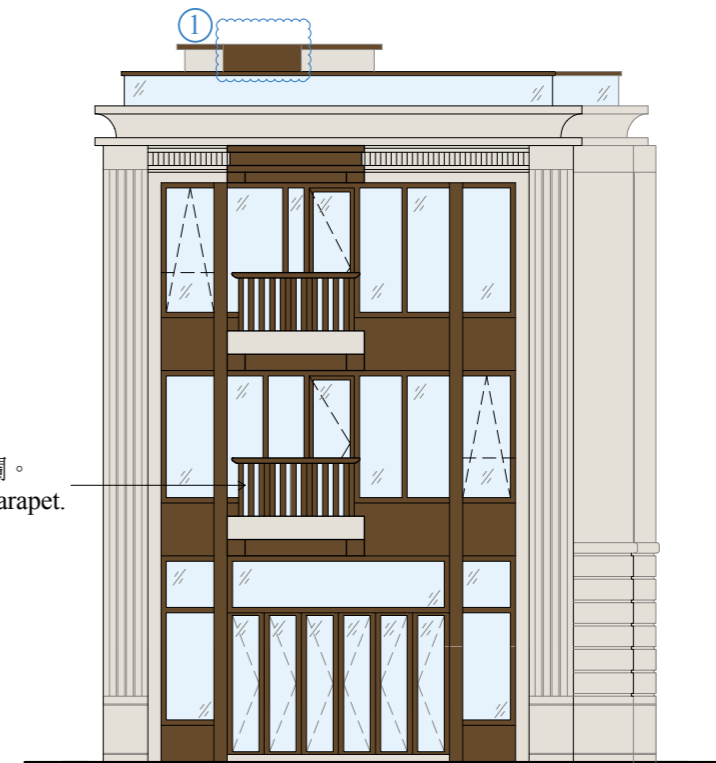
根據批准建築圖則
As Per Approved General Building Plan

現狀立面圖
Latest Elevation Plan

三邊實心圍欄。
3 sides solid parapet.



三邊實心圍欄。
3 sides solid parapet.



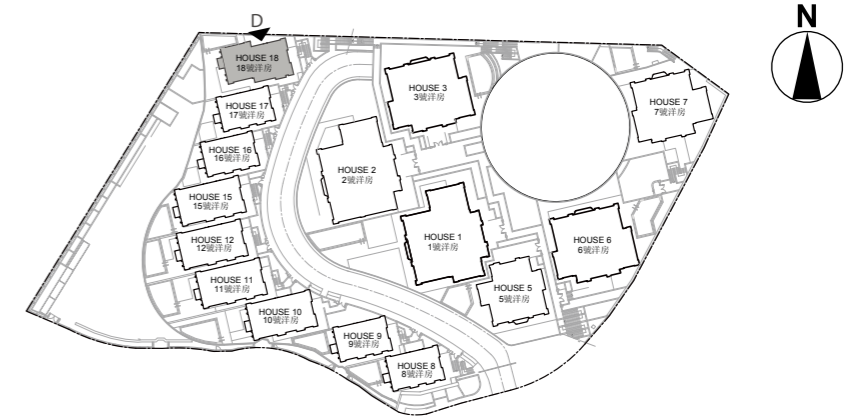
備註：

1. 發展項目的認可人士已證明此等圖顯示的立面 :-
(a) 以 2019 年 9 月 17 日的情況為準的發展項目的經批准的建築圖則為基礎擬備；及
(b) 大致上與發展項目的外觀一致。
2. 18 號洋房此部分因在發展項目落成後進行小型工程、指定豁免工程或獲《建築物條例》豁免的工程而有所改動，現狀請參閱有關現狀立面圖。該等改動如下：
1. 豎設金屬圍欄。
3. 請參閱本售樓說明書本頁以協助閱讀本單位以藍色曲線 () 顯示之有關已完成的小型工程、指定豁免工程或獲《建築物條例》豁免的工程。

Notes:

1. Authorized Person for the Development has certified that the elevations shown on the plans :-
(a) are prepared on the basis of the approved Building Plans for the Development as of 17 September 2019; and
(b) are in general accordance with the outward appearance of the Development.
2. This part of House 18 has been altered by way of minor works, designated exempted works, or exempted works under the Buildings Ordinance after completion of the Development, the latest condition of which is shown on the relevant elevation plan showing latest elevation. The alteration works are as follows:
1. Erection of metal fence.
3. Please refer to same page of this sales brochure in studying items of minor works, designated exempted works or exempted works under the Buildings Ordinance made in this unit as indicated with blue wavy line ().

18 號洋房立面圖 D
HOUSE 18 ELEVATION D



根據批准建築圖則
As Per Approved General Building Plan



備註：

- 發展項目的認可人士已證明此等圖顯示的立面 :-
(a) 以 2019 年 9 月 17 日的情況為準的發展項目的經批准的建築圖則為基礎擬備；及
(b) 大致上與發展項目的外觀一致。

Notes:

- Authorized Person for the Development has certified that the elevations shown on the plans :-
(a) are prepared on the basis of the approved Building Plans for the Development as of 17 September 2019; and
(b) are in general accordance with the outward appearance of the Development.

公用設施的類別 Category of common facilities	有蓋範圍 Covered Area		無蓋範圍 Uncovered Area		總數 Total	
	面積 Area (平方米 sq.m.)	面積 Area (平方呎 sq.ft.)	面積 Area (平方米 sq.m.)	面積 Area (平方呎 sq.ft.)	面積 Area (平方米 sq.m.)	面積 Area (平方呎 sq.ft.)
住客會所（包括供住客使用的任何康樂設施） Residents' clubhouse (including any recreational facilities for residents' use)	174.980	1883	11.434	123	186.414	2007
位於發展項目中的建築物的天台或在天台和最低一層住宅樓層之間的任何一層的、 供住客使用的公用花園或遊樂地方（不論是稱為公用空中花園或有其他名稱） Communal garden or play area for residents' use on the roof, or on any floor between the roof and the lowest residential floor, of a building in the Development (whether known as a communal sky garden or otherwise)	不適用 Not Applicable	不適用 Not Applicable	不適用 Not Applicable	不適用 Not Applicable	不適用 Not Applicable	不適用 Not Applicable
位於發展項目中的建築物的最低一層住宅樓層以下的、供住客使用的公用花園或遊樂地方 （不論是稱為有蓋及園景的遊樂場或有其他名稱） Communal garden or play area for residents' use below the lowest residential floor of a building in the Development (whether known as a covered and landscaped play area or otherwise)	不適用 Not Applicable	不適用 Not Applicable	不適用 Not Applicable	不適用 Not Applicable	不適用 Not Applicable	不適用 Not Applicable

備註：

1. 以平方呎顯示的面積以 1 平方米 = 10.764 平方呎換算，並四捨五入至整數，與平方米表述之面積可能有些微差異。

Note :

1. Areas in square feet are converted at a rate of 1 square metre to 10.764 square feet and rounded off to the nearest integer, which may be slightly different from the area presented in square metre.

1. 備有關乎本發展項目的分區計劃大綱圖的文本供閱覽的互聯網網站的網址為 <http://www.ozp.tpb.gov.hk>。
2. 指明住宅物業的每一已簽立的公契的文本存放在指明住宅物業的售樓處，以供免費閱覽。

1. Copies of the outline zoning plans relating to the Development is available for inspection at <http://www.ozp.tpb.gov.hk>.
2. A copy of every Deed of Mutual Covenant in respect of the specified residential properties that has been executed is available for inspection free of charge at the place at which the specified residential properties are offered to be sold.

1. 外部裝修物料
Exterior Finishes

	細項	Item	描述	Description
(a)	外牆	External wall	鋪砌天然石材板、鋁金屬板、鋁金屬百葉、玻璃幕牆、玻璃牆	Natural stone cladding, aluminium cladding, aluminium louvre, curtain wall, window wall
(b)	窗	Window	1 至 3 及 5 至 7 號洋房 - 窗戶採用鋁質窗框配以中空強化玻璃及磨砂中空玻璃 8 至 12 及 15 至 18 號洋房 - 窗戶採用鋁質窗框配以中空強化玻璃、磨砂中空玻璃及防火玻璃	House 1-3 and 5-7 - Aluminium window frame fitted with Insulated Glass Units (IGU) and frosted IGU House 8-12 and 15-18 - Aluminium window frame fitted with Insulated Glass Units (IGU), frosted IGU and fire rated glazing
(c)	窗台	Bay window	不適用	Not Applicable
(d)	花槽	Planter	不適用	Not Applicable
(e)	陽台或露台	Verandah or balcony	(i) 露台裝設金屬圍欄 - 實心玻璃圍欄 (適用於 17 號洋房二樓及 18 號洋房一樓) - 牆身鋪砌天然石材 - 天花採用鋁板假天花 - 地台鋪砌過底磚及人造木平台 (ii) 有蓋露台 (iii) 不設陽台	(i) Balcony is fitted with metal balustrade - Solid glass parapet (Applicable for 2/F of House 17 and 1/F of House 18) - Wall is finished with natural stone - Ceiling is false ceiling fitted with aluminium panel - Floor is finished with homogeneous tiles and artificial wood deck (ii) Balcony is covered (iii) There is no verandah
(f)	乾衣設施	Drying facilities for clothing	不適用	Not Applicable

2. 室內裝修物料
Interior Finishes

3 號洋房 House 3				
	細項	Item	描述	Description
(a)	大堂	Lobby	入口大堂 - 石膏板假天花髹乳膠漆 - 牆身砌天然石材、特色玻璃、牆布、金屬飾面配金屬條 - 地台鋪砌天然石材及石腳線	Entrance Lobby - Gypsum board false ceiling with emulsion paint - Walls finished with natural stone, feature glass, wall fabric, metal finish with metal strips - Natural stone flooring and stone skirting
(b)	內牆及天花板	Internal wall and ceiling	客廳及飯廳 - 石膏板假天花髹乳膠漆 - 內牆為木飾板鋪牆紙及金屬條、金屬飾板、天然石材及玻璃板至假天花	Living Room and Dining Room - Gypsum board false ceiling with emulsion paint - Timber furring panels finished with wallpaper, metal strips, metal panels, natural stone and glass panel up to false ceiling
			睡房 1 - 石膏板及隔音板假天花鋪砌牆布 - 隔音板牆身鋪砌牆布至假天花	Bedroom 1 - Gypsum board and acoustic panel false ceiling finished with wall fabric - Acoustic panel walls finished with wall fabric up to false ceiling
			睡房 2、睡房 3 及睡房 5 - 石膏板假天花髹乳膠漆 - 木飾板牆身鋪砌牆布至假天花	Bedroom 2, Bedroom 3 and Bedroom 5 - Gypsum board false ceiling with emulsion paint - Timber furring walls finished with wall fabric up to false ceiling
			睡房 4 - 石膏板假天花髹乳膠漆 - 木飾板牆身鋪砌牆布及仿皮牆紙至假天花	Bedroom 4 - Gypsum board false ceiling with emulsion paint - Timber furring walls finished with wall fabric and faux leather wallpaper up to false ceiling
			睡房 6 - 石膏板假天花髹乳膠漆 - 木飾板牆身鋪砌牆布、仿皮牆紙及天然石材至假天花	Bedroom 6 - Gypsum board false ceiling with emulsion paint - Timber furring walls finished with wall fabric, faux leather wallpaper and natural stone up to false ceiling

2. 室內裝修物料
Interior Finishes

3 號洋房 House 3				
	細項	Item	描述	Description
(c)	內部地板	Internal floor	客廳及飯廳 - 地台鋪砌天然石材及金屬腳線	Living Room and Dining Room - Flooring finished with natural stone and metal skirting
			睡房 1 - 地台鋪砌地毯及金屬腳線	Bedroom 1 - Flooring finished with carpet and metal skirting
			睡房 2、睡房 3、睡房 4、睡房 5 及睡房 6 - 地台鋪砌木地板及金屬腳線	Bedroom 2, Bedroom 3, Bedroom 4, Bedroom 5 and Bedroom 6 - Flooring finished with timber flooring and metal skirting
(d)	浴室	Bathroom	睡房 1、睡房 2、睡房 5、睡房 6 及健身室浴室 - 地台鋪砌天然石材 - 牆身鋪砌天然石材至假天花 - 石膏板假天花髹乳膠漆	Bedroom 1, Bedroom 2, Bedroom 5, Bathroom 6 and Gym Room Bathroom - Natural stone flooring - Walls finished with natural stone up to false ceiling - Gypsum board false ceiling with emulsion paint
			睡房 3 及睡房 4 浴室 - 地台鋪砌天然石材 - 牆身鋪砌天然石材及特色玻璃至假天花 - 石膏板假天花髹乳膠漆	Bedroom 3 and Bedroom 4 Bathroom - Natural stone flooring - Walls finished with natural stone and feature glass up to false ceiling - Gypsum board false ceiling with emulsion paint
			傭人房洗手間 - 地台鋪砌瓷磚 - 牆身鋪砌瓷磚至假天花 - 金屬板假天花髹乳膠漆	Maid Room Lavatory - Ceramic tiles flooring - Walls finished with ceramic tiles up to false ceiling - Metal panel false ceiling with emulsion paint
(e)	廚房	Kitchen	廚房及備餐室 - 地台外露部份鋪砌天然石材 - 牆身外露部份鋪砌天然石材至假天花 - 石膏板假天花髹乳膠漆 - 灶台選用天然石材	Kitchen and Pantry - Floor (where exposed) finished with natural stone - Walls (where exposed) finished with natural stone up to false ceiling - Gypsum board false ceiling with emulsion paint - Countertop finished with natural stone

1、2、5、7 號洋房 House 1, 2, 5, 7				
	細項	Item	描述	Description
(a)	大堂	Lobby	入口大堂 - 牆身髹乳膠漆 - 地台鋪砌天然石材及石腳線 - 石膏板假天花髹乳膠漆	Entrance Lobby - Walls finished with emulsion paint - Natural stone flooring and stone skirting - Gypsum board false ceiling with emulsion paint
(b)	內牆及天花板	Internal wall and ceiling	客廳及飯廳 - 內牆髹乳膠漆 - 石膏板假天花髹乳膠漆 睡房 1、睡房 2、睡房 3、睡房 4、睡房 5 及睡房 6 (2 及 5 號洋房不設有睡房 6) - 內牆髹乳膠漆 - 石膏板假天花髹乳膠漆	Living Room and Dining Room - The internal walls finished with emulsion paint - Gypsum board false ceiling with emulsion paint Bedroom 1, Bedroom 2, Bedroom 3, Bedroom 4, Bedroom 5 and Bedroom 6 (No Bedroom 6 in House 2 and 5) - The internal walls finished with emulsion paint - Gypsum board false ceiling with emulsion paint
(c)	內部地板	Internal floor	客廳及飯廳 - 地台鋪砌天然石材配石腳線 起居室、睡房 1、睡房 2、睡房 3、睡房 4、睡房 5 及睡房 6 (2 及 5 號洋房不設有睡房 6) - 地台鋪砌木地板配木腳線	Living Room and Dining Room - Flooring finished with natural stone flooring and stone skirting Family Room, Bedroom 1, Bedroom 2, Bedroom 3, Bedroom 4, Bedroom 5 and Bedroom 6 (No Bedroom 6 in House 2 and 5) - Flooring finished with timber flooring and timber skirting

2. 室內裝修物料
Interior Finishes

1、2、5、7號洋房 House 1, 2, 5, 7				
	細項	Item	描述	Description
(d)	浴室	Bathroom	所有浴室 - 地台鋪砌天然石材 - 牆身鋪砌天然石材至假天花 - 石膏板假天花髹乳膠漆	All Bathrooms - Natural stone flooring - Walls finished with natural stone up to false ceiling - Gypsum board false ceiling with emulsion paint
			所有洗手間 - 地台鋪砌瓷磚 - 牆身鋪砌瓷磚至假天花 - 石膏板假天花髹乳膠漆	All Lavatories - Ceramic tiles flooring - Walls finished with ceramic tiles up to false ceiling - Gypsum board false ceiling with emulsion paint
(e)	廚房	Kitchen	廚房及備餐室 - 地台外露部份鋪砌天然石材 - 牆身外露部份鋪砌天然石材至假天花 - 石膏板假天花髹乳膠漆 - 灶台選用天然石材	Kitchen and Pantry - Floor (where exposed) finished with natural stone - Walls (where exposed) finished with natural stone up to false ceiling - Gypsum board false ceiling with emulsion paint - Countertop finished with natural stone

6號洋房 House 6				
	細項	Item	描述	Description
(a)	大堂	Lobby	入口大堂 - 石膏板假天花髹乳膠漆，配木條子及天花線 - 牆身砌木飾板配木皮飾面及牆紙至假天花 - 地台鋪砌天然石材及金屬腳線	Entrance Lobby - Gypsum board false ceiling with emulsion paint fitted with timber strips and ceiling moldings - Walls finished with timber furring panels with wooden veneer and wallpaper up to false ceiling - Natural stone flooring and metal skirting
(b)	內牆及天花板	Internal wall and ceiling	客廳及飯廳 - 石膏板假天花砌木條子髹乳膠漆及金屬條 - 內牆為木飾板髹油漆及鋪砌牆紙、金屬條、金屬飾板及天然石材至假天花	Living Room and Dining Room - Gypsum board false ceiling finished with timber strips with emulsion paint and metal strips - Walls finished with timber furring panels with paint, wallpaper, metal strips, metal panels and natural stone up to false ceiling
			睡房 1 - 石膏板假天花髹乳膠漆及金屬條 - 木飾板牆身鋪砌牆紙及金屬條至假天花	Bedroom 1 - Gypsum board false ceiling finished with emulsion paint and metal strips - Timber furring walls finished with wallpaper and metal strips up to false ceiling
			睡房 2 及睡房 3 - 石膏板假天花砌木條子髹乳膠漆及金屬條 - 木飾板牆身鋪砌牆紙及金屬條至假天花	Bedroom 2 and Bedroom 3 - Gypsum board false ceiling and timber strips finished with emulsion paint and metal strips - Timber furring walls finished with wallpaper and metal strips up to false ceiling
			睡房 4 - 石膏板假天花砌木條子、牆紙、金屬條及髹乳膠漆 - 木飾板牆身鋪砌牆紙、皮及金屬條至假天花	Bedroom 4 - Gypsum board false ceiling finished with timber strips, wallpaper, metal strips and emulsion paint - Timber furring walls finished with wallpaper, leather and metal strips up to false ceiling
			睡房 5 及睡房 6 - 石膏板假天花砌木條子髹乳膠漆及金屬條 - 木飾板牆身鋪砌牆紙、牆布、木皮飾面及金屬條至假天花	Bedroom 5 and Bedroom 6 - Gypsum board false ceiling finished timber strips with emulsion paint and metal strips - Timber furring walls finished with wallpaper, wall fabric, wooden veneer and metal strips up to false ceiling

2. 室內裝修物料
Interior Finishes

6 號洋房 House 6				
細項	Item	描述	Description	
(c)	內部地板	Internal floor	客廳及飯廳 - 地台鋪砌天然石材、地毯、金屬條及金屬腳線	Living Room and Dining Room - Flooring finished with natural stone, carpet flooring, metal strips and metal skirting
			睡房 1 - 地台鋪砌木地板及金屬腳線	Bedroom 1 - Flooring finished with timber flooring and metal skirting
			睡房 2 及睡房 3 - 地台鋪砌木地板、天然石材、金屬條及金屬腳線	Bedroom 2 and Bedroom 3 - Flooring finished with timber flooring, natural stone, metal strips and metal skirting
			睡房 4 - 地台鋪砌木地板、金屬條及金屬腳線	Bedroom 4 - Flooring finished with timber flooring, metal strips and metal skirting
			睡房 5 及睡房 6 - 地台鋪砌木地板、天然石材、金屬條及木腳線	Bedroom 5 and Bedroom 6 - Flooring finished with timber flooring, natural stone, metal strips and timber skirting
(d)	浴室	Bathroom	飯廳洗手間 - 地台鋪砌天然石材 - 牆身鋪砌天然石材至假天花 - 石膏板假天花髹乳膠漆	Dining Room Lavatory - Natural stone flooring - Walls finished with natural stone up to false ceiling - Gypsum board false ceiling fitted with emulsion paint
			睡房 1 浴室 - 地台鋪砌天然石材及金屬條 - 牆身鋪砌天然石材至假天花 - 石膏板假天花砌木條子髹乳膠漆及鋪砌金屬條	Bedroom 1 Bathroom - Natural stone flooring with metal strips - Walls finished with natural stone up to false ceiling - Gypsum board false ceiling fitted with timber strips, emulsion paint and metal strips
			睡房 2 及睡房 3 浴室 - 地台鋪砌天然石材及金屬條 - 牆身鋪砌天然石材至假天花 - 石膏板假天花髹乳膠漆及鋪砌金屬條	Bedroom 2 and Bedroom 3 Bathroom - Natural stone flooring with metal strips - Walls finished with natural stone up to false ceiling - Gypsum board false ceiling fitted with emulsion paint and metal strips
			睡房 4 浴室 - 地台鋪砌天然石材 - 牆身鋪砌天然石材至假天花 - 石膏板假天花髹乳膠漆及鋪砌金屬條	Bedroom 4 Bathroom - Natural stone flooring - Walls finished with natural stone up to false ceiling - Gypsum board false ceiling fitted with emulsion paint and metal strips
			睡房 5 及睡房 6 浴室 - 地台鋪砌天然石材及金屬條 - 牆身鋪砌特色玻璃板及天然石材至假天花 - 石膏板假天花髹乳膠漆	Bedroom 5 and Bedroom 6 Bathroom - Natural stone flooring with metal strips - Walls finished with feature glass panel and natural stone up to false ceiling - Gypsum board false ceiling fitted with emulsion paint
			健身室浴室 - 地台鋪砌天然石材 - 牆身鋪砌天然石材至假天花 - 石膏板假天花髹乳膠漆	Gym Room Bathroom - Natural stone flooring - Walls finished with natural stone up to false ceiling - Gypsum board false ceiling fitted with emulsion paint
			傭人房洗手間 - 地台鋪砌瓷磚 - 牆身鋪砌瓷磚至假天花 - 石膏板假天花髹乳膠漆	Maid Room Lavatory - Ceramic tiles flooring - Walls finished with ceramic tiles up to false ceiling - Gypsum board false ceiling with emulsion paint
(e)	廚房	Kitchen	廚房及備餐室 - 地台外露部份鋪砌天然石材 - 牆身外露部份鋪砌天然石材及金屬飾面至假天花 - 石膏板假天花髹乳膠漆 - 灶台選用天然石材	Kitchen and Pantry - Floor (where exposed) finished with natural stone - Walls (where exposed) finished with natural stone and metal finish panel up to false ceiling - Gypsum board false ceiling with emulsion paint - Countertop finished with natural stone

2. 室內裝修物料
Interior Finishes

9、10、15、16、17、18 號洋房 House 9, 10, 15, 16, 17, 18				
	細項	Item	描述	Description
(a)	大堂	Lobby	入口大堂 - 牆身髹乳膠漆 - 地台鋪砌天然石材及石腳線 - 石膏板假天花髹乳膠漆	Entrance Lobby - Walls finished with emulsion paint - Natural stone flooring and stone skirting - Gypsum board false ceiling with emulsion paint
(b)	內牆及天花板	Internal wall and ceiling	客廳及飯廳 - 內牆髹乳膠漆 - 石膏板假天花髹乳膠漆 睡房 1、睡房 2、睡房 3、主人睡房（18 號洋房不設有主人睡房） 及睡房 4（只限 18 號洋房） - 內牆髹乳膠漆 - 石膏板假天花髹乳膠漆	Living Room and Dining Room - The internal walls finished with emulsion paint - Gypsum board false ceiling with emulsion paint Bedroom 1, Bedroom 2, Bedroom 3, Master Bedroom (No Master Bedroom in House 18) and Bedroom 4 (for House 18 only) - The internal walls finished with emulsion paint - Gypsum board false ceiling with emulsion paint
(c)	內部地板	Internal floor	客廳及飯廳 - 地台鋪砌天然石材配石腳線 睡房 2 及睡房 3 - 地台鋪砌木地板配木腳線 主人睡房（18 號洋房不設有主人睡房）、睡房 1 及睡房 4（只限 18 號洋房） - 地台鋪砌木地板、天然石材、金屬條及木腳線	Living Room and Dining Room - Flooring finished with natural stone flooring and stone skirting Bedroom 2 and Bedroom 3 - Finished with timber flooring and timber skirting Master Bedroom (No Master Bedroom in House 18), Bedroom 1 and Bedroom 4 (for House 18 only) - Finished with timber flooring, natural stone, metal strips and timber skirting
(d)	浴室	Bathroom	所有浴室及睡房 3 洗手間（只限 10 及 15 號洋房） - 地台鋪砌天然石材 - 牆身鋪砌天然石材至假天花 - 石膏板假天花髹乳膠漆	All Bathrooms and Bedroom 3 Lavatory (for House 10 and 15) - Natural stone flooring - Walls finished with natural stone up to false ceiling - Gypsum board false ceiling with emulsion paint
			洗手間 - 地台鋪砌瓷磚 - 牆身鋪砌瓷磚至假天花 - 石膏板假天花髹乳膠漆	Lavatory - Ceramic tiles flooring - Walls finished with ceramic tiles up to false ceiling - Gypsum board false ceiling with emulsion paint
(e)	廚房	Kitchen	廚房及備餐室 - 地台外露部份鋪砌天然石材 - 牆身外露部份鋪砌天然石材至假天花 - 石膏板假天花髹乳膠漆 - 灶台選用天然石材	Kitchen and Pantry - Floor (where exposed) finished with natural stone - Walls (where exposed) finished with natural stone up to false ceiling - Gypsum board false ceiling with emulsion paint - Countertop finished with natural stone

2. 室內裝修物料
Interior Finishes

8 號洋房 House 8				
	細項	Item	描述	Description
(a)	大堂	Lobby	入口大堂 - 牆身鋪砌木皮飾面至假天花 - 地台鋪砌天然石材及木腳線 - 石膏板假天花髹乳膠漆	Entrance Lobby - Walls finished with wooden veneer up to false ceiling - Natural stone flooring and timber skirting - Gypsum board false ceiling with emulsion paint
(b)	內牆及天花板	Internal wall and ceiling	客廳及飯廳 - 內牆為木皮飾面至假天花 - 石膏板假天花髹乳膠漆 睡房 1、睡房 2 及睡房 3 - 內牆為牆紙至假天花 - 石膏板假天花髹乳膠漆 主人睡房 - 內牆為牆布及牆紙至假天花 - 石膏板假天花髹乳膠漆	Living Room and Dining Room - The internal walls finished with wooden veneer up to false ceiling - Gypsum board false ceiling with emulsion paint Bedroom 1, Bedroom 2 and Bedroom 3 - The internal walls finished with wallpaper up to false ceiling - Gypsum board false ceiling with emulsion paint Master Bedroom - Internal wall finished with wall fabric and wallpaper up to false ceiling - Gypsum board false ceiling with emulsion paint
(c)	內部地板	Internal floor	客廳及飯廳 - 地台鋪砌天然石材配木腳線 睡房 1、睡房 2 及睡房 3 及主人睡房 - 地台鋪砌木地板配木腳線	Living Room and Dining Room - Finished with natural stone flooring and timber skirting Bedroom 1, Bedroom 2, Bedroom 3 and Master Bedroom - Finished with timber flooring and timber skirting
(d)	浴室	Bathroom	所有浴室 - 地台鋪砌天然石材 - 牆身鋪砌天然石材至假天花 - 石膏板假天花髹乳膠漆	All Bathrooms - Floor finished with natural stone - Walls finished with natural stone up to false ceiling - Gypsum board false ceiling with emulsion paint
			洗手間 - 地台鋪砌瓷磚 - 牆身鋪砌瓷磚至假天花 - 石膏板假天花髹乳膠漆	Lavatory - Ceramic tiles flooring - Walls finished with ceramic tiles up to false ceiling - Gypsum board false ceiling with emulsion paint
(e)	廚房	Kitchen	廚房及備餐室 - 地台外露部份鋪砌天然石材 - 牆身外露部份鋪砌天然石材及木皮飾面至假天花 - 石膏板假天花髹乳膠漆 - 灶台選用天然石材	Kitchen and Pantry - Floor (where exposed) finished with natural stone - Walls (where exposed) finished with natural stone and wooden veneer up to false ceiling - Gypsum board false ceiling with emulsion paint - Countertop finished with natural stone

2. 室內裝修物料
Interior Finishes

11 號洋房 House 11				
	細項	Item	描述	Description
(a)	大堂	Lobby	入口大堂 - 牆身鋪砌天然石材、木皮飾面及金屬條至假天花 - 地台鋪砌天然石材及石腳線 - 石膏板假天花髹乳膠漆	Entrance Lobby - Walls finished with natural stone, wooden veneer and metal strips up to false ceiling - Natural stone flooring and stone skirting - Gypsum board false ceiling with emulsion paint
(b)	內牆及天花板	Internal wall and ceiling	客廳及飯廳 - 內牆砌牆紙、木皮飾面及金屬條至假天花 - 石膏板假天花髹乳膠漆 睡房 1、睡房 3 及主人睡房 內牆砌牆紙及布帶至假天花 - 石膏板假天花髹乳膠漆 睡房 2 - 內牆砌牆紙至假天花 - 石膏板假天花髹乳膠漆	Living Room and Dining Room - The internal walls finished with wallpaper, wooden veneer and metal strips up to false ceiling - Gypsum board false ceiling with emulsion paint Bedroom 1, Bedroom 3 and Master Bedroom - The internal walls finished with wallpaper and fabric trim up to false ceiling - Gypsum board false ceiling with emulsion paint Bedroom 2 - The internal walls finished with wallpaper up to false ceiling - Gypsum board false ceiling with emulsion paint
(c)	內部地板	Internal floor	客廳及飯廳 - 地台鋪砌天然石材及木地板配木腳線 睡房 1 - 地台鋪砌天然石材及木地板配木腳線 睡房 2 及睡房 3 - 地台鋪砌木地板配木腳線 主人睡房 - 地台鋪砌地毯、石材地板及木地板配木腳線	Living Room and Dining Room - Flooring finished with natural stone flooring and timber flooring with timber skirting Bedroom 1 - Flooring finished with natural stone flooring and timber flooring with timber skirting Bedroom 2 and Bedroom 3 - Flooring finished with timber flooring and timber skirting Master Bedroom - Flooring finished with carpet flooring, stone flooring and timber flooring with timber skirting
(d)	浴室	Bathroom	所有浴室及睡房 3 洗手間 - 地台鋪砌天然石材 - 牆身鋪砌天然石材至假天花 - 石膏板假天花髹乳膠漆	All Bathrooms and Bedroom 3 Lavatory - Floor finished with natural stone - Walls finished with natural stone up to false ceiling - Gypsum board false ceiling with emulsion paint
			洗手間 - 地台鋪砌瓷磚 - 牆身鋪砌瓷磚至假天花 - 石膏板假天花髹乳膠漆	Lavatory - Ceramic tiles flooring - Walls finished with ceramic tiles up to false ceiling - Gypsum board false ceiling with emulsion paint
(e)	廚房	Kitchen	廚房及備餐室 - 地台鋪砌天然石材 - 牆身外露部份鋪砌天然石材、金屬飾面板及木皮飾面至假天花 - 石膏板假天花髹乳膠漆 - 灶台選用天然石材	Kitchen and Pantry - Floor finished with natural stone - Walls (where exposed) finished with natural stone, metal finish panel and wooden veneer up to false ceiling - Gypsum board false ceiling with emulsion paint - Countertop finished with natural stone

2. 室內裝修物料
Interior Finishes

12 號洋房 House 12				
	細項	Item	描述	Description
(a)	大堂	Lobby	入口大堂 - 牆身砌天然石材、特色玻璃、金屬板至假天花 - 石膏板假天花髹乳膠漆 - 地台鋪砌天然石材及石材腳線	Entrance Lobby - Walls finished with natural stone, feature glass and metal panel up to false ceiling - Gypsum board false ceiling with emulsion paint - Natural stone flooring and stone skirting
(b)	內牆及天花板	Internal wall and ceiling	客廳及飯廳 - 內牆為木飾板鋪牆紙、金屬條、木皮飾面、天然石材及特色玻璃至假天花 - 石膏板假天花髹乳膠漆 睡房 1 及睡房 2 - 內牆砌天然石材及牆布至假天花 - 石膏板假天花髹乳膠漆 睡房 3 - 內牆砌牆紙至假天花 - 石膏板假天花髹乳膠漆 主人睡房 - 內牆砌牆紙、天然石材及金屬條至假天花 - 石膏板假天花髹乳膠漆	Living Room and Dining Room - The internal wall finished with wallpaper, metal strip, wooden veneer, natural stone and feature glass up to false ceiling - Gypsum board false ceiling with emulsion paint Bedroom 1 and Bedroom 2 - The internal wall finished with natural stone and wall fabric up to false ceiling - Gypsum board false ceiling with emulsion paint Bedroom 3 - The internal walls finished with wallpaper up to false ceiling - Gypsum board false ceiling with emulsion paint Master bedroom - The internal wall finished wallpaper, metal strips, and natural stone to false ceiling - Gypsum board false ceiling with emulsion paint
(c)	內部地板	Internal floor	客廳及飯廳 - 地台鋪砌天然石材及石材腳線 睡房 1, 睡房 2 及睡房 3 - 地台鋪砌木地板配牆紙腳線 主人睡房 - 地台鋪砌木地板配牆紙腳線	Living Room and Dining Room - Flooring finished with natural stone flooring and stone skirting Bedroom 1, Bedroom 2, Bedroom 3 and Master Bedroom - Flooring finished with timber flooring and wallpaper skirting Master Bedroom - Flooring finished with timber flooring and wallpaper skirting
(d)	浴室	Bathroom	所有浴室 - 地台鋪砌天然石材 - 牆身鋪砌天然石材至假天花 - 石膏板假天花髹乳膠漆	All Bathrooms - Natural stone flooring - Walls finished with natural stone up to false ceiling - Gypsum board false ceiling with emulsion paint
			洗手間 - 地台鋪砌瓷磚 - 牆身鋪砌瓷磚至假天花 - 石膏板假天花髹乳膠漆	Lavatory - Ceramic tiles flooring - Walls finished with ceramic tiles up to false ceiling - Gypsum board false ceiling with emulsion paint
(e)	廚房	Kitchen	廚房 - 地台外露部份鋪砌天然石材 - 牆身外露部份鋪砌天然石材及金屬玻璃板至假天花 - 石膏板假天花髹乳膠漆 - 灶台選用天然石材	Kitchen - Floor (where exposed) finished with natural stone - Walls (where exposed) finished with natural stone and glass panel up to false ceiling - Gypsum board false ceiling with emulsion paint - Countertop finished with natural stone

3. 室內裝置
Interior Fittings

	細項	Item	描述	Description
(a)	門	Door	<p>12 號洋房</p> <p>停車場入口外門 - 金屬及木皮飾面木門配氣鼓、門鉸、門鎖及門柄。</p> <p>停車場入口內門 - 金屬框玻璃門配氣鼓、門鉸及門柄。</p> <p>地下層入口外門 - 氟碳塗層金屬及玻璃門配門鉸、門鎖及門柄。</p> <p>地下層入口內門 - 金屬及木皮飾面木門配氣鼓、門鉸、門鎖及門柄。</p> <p>廚房門 - 金屬框玻璃門配電動氣鼓。</p> <p>傭人房、化妝間、睡房 1、睡房 2 及睡房 3 門 - 木皮飾面木門配氣鼓、門鉸、門鎖及門柄。</p> <p>睡房 1、睡房 2、衣帽間及步入式衣帽間浴室門 - 木皮飾面木門配氣鼓、門鉸、門鎖及門柄。</p> <p>睡房 3 浴室門 - 摺布及木皮飾面木門配氣鼓、門鉸、門鎖及門柄。</p> <p>2/F 家庭廳及步入式衣帽間門 - 天然石、金屬條、牆紙及特色玻璃飾面金屬門配門鎖及門柄。</p> <p>衣帽間門 - 天然石、金屬條、牆紙及鏡面飾面金屬門配門鎖及門柄。</p> <p>主人睡房門 - 天然石、金屬條及牆紙飾面金屬門配門鎖及門柄。</p> <p>天台門 - 金屬框玻璃門配門鉸、門鎖及門柄。</p> <p>露台門 - 金屬框玻璃門配門鎖及門柄。</p> <p>花園掩門 - 金屬框玻璃門配門鉸、門鎖及門柄。</p> <p>花園趟摺門 - 金屬框玻璃門配門鎖及門柄。</p> <p>風櫃房門及電錶房門 - 木皮飾面木門配氣鼓、門鉸、門鎖及門柄。</p> <p>往風櫃房外門 - 金屬門配門鉸、門鎖及門柄。</p>	<p>House 12</p> <p>Carpark entrance external door - Metal and wooden veneer timber door fitted with door closer, door hinge, door lockset and door handle.</p> <p>Carpark entrance internal door - Glass door with metal frame fitted with door closer, door hinge and door handle.</p> <p>Ground floor external entrance door - Fluorocarbon coated metal and glass door fitted with door hinge, door lockset and door handle.</p> <p>Ground floor internal entrance door - Metal and wooden veneer timber door fitted with door closer, door hinge, door lockset and door handle</p> <p>Kitchen door - Metal and glass door fitted with electric door closer</p> <p>Maid Room, Powder Room, Bedroom 1, Bedroom 2, Bedroom 3 door - Wooden veneer timber door fitted with door closer, door hinge, door lockset and door handle.</p> <p>Bedroom 1, Bedroom 2, Dressing room and Walk-in Closet bathroom door - Wooden veneer timber door fitted with door closer, door hinge, door lockset and door handle.</p> <p>Bedroom 3 bathroom door - Fabric and wooden veneer timber door fitted with door closer, door hinge, door lockset and door handle.</p> <p>2/F Family room door and Walk-in closet door - Natural stone, metal strip, wallpaper and feature glass finish metal door fitted with door lockset and door handle</p> <p>Dressing room door - Natural stone, metal strip, wallpaper and mirror finish metal door fitted with door lockset and door handle</p> <p>Master bedroom door - Natural stone, metal strip and wallpaper fitted finish metal door lockset and door handle</p> <p>Roof door - Metal framed glass door fitted with door hinge, door lockset and door handle.</p> <p>Balcony door - Metal framed glass door fitted with door lockset and door handle.</p> <p>Garden swing door - Metal framed glass door fitted with door hinge, door lockset and door handle.</p> <p>Garden bi-folding door - Metal framed glass door fitted with door lockset and door handle.</p> <p>Air Handling Unit Room door and Electric Room door - wooden veneer timber door fitted with door closer, door hinge, door lockset and door handle.</p> <p>External door to Air Handling Unit Room - Metal door fitted with door hinge, door lockset and door handle.</p>

3. 室內裝置
Interior Fittings

細項	Item	描述	Description
(a)	門	Door	
		<p>3 號洋房</p> <p>停車場入口外門</p> <p>- 金屬及木皮飾面木門配氣鼓、門鉸、門鎖及門柄。</p> <p>停車場入口內門</p> <p>- 金屬框玻璃門配氣鼓、門鉸及門柄。</p> <p>地下層入口外門</p> <p>- 氟碳塗層金屬及玻璃門配門鉸、門鎖及門柄。</p> <p>地下層入口內門</p> <p>- 金屬及木皮飾面木門配氣鼓、門鉸、門鎖及門柄。</p> <p>通往廚房及傭人房門</p> <p>- 捫布及木皮飾面木門配氣鼓、門鉸及門柄。</p> <p>廚房門</p> <p>- 往傭人房的門為天然石材及木皮飾面木門配氣鼓、門鉸及門柄。</p> <p>- 往飯廳的門為金屬及玻璃門配電動氣鼓。</p> <p>傭人房及化妝間門</p> <p>- 牆紙飾面木門配氣鼓、門鉸、門鎖及門柄。</p> <p>飯廳洗手間門</p> <p>- 玻璃及木皮飾面木門配氣鼓、門鉸、門鎖及門柄。</p> <p>存衣房門</p> <p>- 捫布及木皮飾面木門配氣鼓、門鉸及門柄。</p> <p>睡房 1 門</p> <p>- 捫布及金屬飾面木門配氣鼓、門鉸、門鎖及門柄。</p> <p>睡房 2、睡房 3、睡房 4、睡房 5 及睡房 6 門</p> <p>- 木皮飾面木門配氣鼓、門鉸、門鎖及門柄。</p> <p>睡房 1 浴室門</p> <p>- 木皮飾面木門配氣鼓、門鉸、門鎖及門柄。</p> <p>睡房 2、睡房 3、睡房 4、睡房 5 及睡房 6 浴室門</p> <p>- 金屬框天然石材飾面玻璃門配門鎖及門柄。</p> <p>步入式衣帽間門</p> <p>- 天然石材及玻璃飾面木門配門鎖及門柄。</p> <p>起居室門</p> <p>- 木皮飾面木門配氣鼓、門鉸、門鎖及門柄。</p> <p>健身室門</p> <p>- 金屬框玻璃門配門鎖、門柄。</p> <p>健身室浴室門</p> <p>- 金屬框玻璃門配門鎖、門柄。</p> <p>天台門</p> <p>- 金屬框玻璃門配門鉸、門鎖及門柄。</p> <p>露台門</p> <p>- 金屬框玻璃門配門鎖及門柄。</p> <p>花園掩門</p> <p>- 金屬框玻璃門配門鉸、門鎖及門柄。</p> <p>花園趟摺門</p> <p>- 金屬框玻璃門配門鎖及門柄。</p> <p>風櫃房門及電錶房門</p> <p>- 膠及木皮飾面木門配氣鼓、門鉸、門鎖及門柄。</p> <p>存衣房內門</p> <p>- 木門髹油漆配門鉸、門鎖及門柄。</p> <p>傭人房洗手間門</p> <p>- 玻璃及木皮飾面木門配門鉸、門鎖及門柄。</p>	<p>House 3</p> <p>Carpark entrance external door</p> <p>- Metal and wooden veneer timber door fitted with door closer, door hinge, door lockset and door handle.</p> <p>Carpark entrance internal door</p> <p>- Glass door with metal frame fitted with door closer, door hinge and door handle.</p> <p>Ground floor external entrance door</p> <p>- Fluorocarbon coated metal and glass door fitted with door hinge, door lockset and door handle.</p> <p>Ground floor internal entrance door</p> <p>- Metal and wooden veneer timber door fitted with door closer, door hinge, door lockset and door handle.</p> <p>Door to kitchen and Maid Room</p> <p>- Fabric and wooden veneer timber door fitted with door closer, door hinge and door handle.</p> <p>Kitchen door</p> <p>- The door to the Maid Room is natural stone and wood veneer timber door with door closer, door hinge and door handle.</p> <p>- The door to the Dining Room is metal and glass door with electric door closer.</p> <p>Maid Room and Powder Room door</p> <p>- Timber door with wallpaper fitted with door closer, door hinge, door lockset and door handle.</p> <p>Dining Room Lavatory door</p> <p>- Glass and wooden veneer timber door fitted with door closer, door hinge, door lockset and door handle.</p> <p>Cloak Room door</p> <p>- Fabric and wooden veneer timber door fitted with door closer, door hinge and door handle.</p> <p>Bedroom 1 door</p> <p>- Fabric and metal finish timber door fitted with door closer, door hinge, door lockset and door handle.</p> <p>Bedroom 2, Bedroom 3, Bedroom 4, Bedroom 5 and Bedroom 6 door</p> <p>- Wooden veneer timber door fitted with door closer, door hinge, door lockset and door handle.</p> <p>Bedroom 1 Bathroom door</p> <p>- Wooden veneer timber door fitted with door closer, door hinge, door lockset and door handle.</p> <p>Bedroom 2, Bedroom 3, Bedroom 4, Bedroom 5 and Bedroom 6 Bathroom door</p> <p>- Natural stone finish glass door with metal frame fitted with door lockset and door handle.</p> <p>Walk-In Closet door</p> <p>- Natural stone and glass finish timber door fitted with door lockset and door handle.</p> <p>Family Room door</p> <p>- Wooden veneer timber door fitted with door closer, door hinge, door lockset and door handle.</p> <p>Gym Room door</p> <p>- Glass door with metal frame fitted with door lockset and door handle.</p> <p>Gym Room Bathroom door</p> <p>- Glass door with metal frame fitted with door lockset and door handle.</p> <p>Roof door</p> <p>- Metal framed glass door fitted with door hinge, door lockset and door handle.</p> <p>Balcony door</p> <p>- Metal framed glass door fitted with door lockset and door handle.</p> <p>Garden swing door</p> <p>- Metal framed glass door fitted with door hinge, door lockset and door handle.</p> <p>Garden bi-folding door</p> <p>- Metal framed glass door fitted with door lockset and door handle.</p> <p>Air Handling Unit Room door and Electric Room door</p> <p>- Plastic and wooden veneer timber door fitted with door closer, door hinge, door lockset and door handle.</p> <p>Cloak Room Internal Door</p> <p>- Timber door with paint finish, fitted with door hinge, door lockset and door handle.</p> <p>Maid Room Lavatory Door</p> <p>- Glass and wooden veneer timber door fitted with door hinge, door lockset and door handle.</p>

3. 室內裝置
Interior Fittings

細項	Item	描述	Description
(a)	門 Door	<p>6 號洋房</p> <p>停車場入口外門 - 金屬及木皮飾面木門配氣鼓、門鉸、門鎖及門柄。</p> <p>停車場入口內門 - 金屬及木皮飾面木門配氣鼓、門鉸及門柄。</p> <p>地下層入口外門 - 氟碳塗層金屬及玻璃門配門鉸、門鎖及門柄。</p> <p>地下層入口內門 - 金屬及木皮飾面木門配氣鼓、門鉸、門鎖及門柄。</p> <p>通往廚房及傭人房門 - 金屬及木皮飾面木門配氣鼓、門鉸及門柄。</p> <p>廚房門 - 往傭人房的門為金屬及木皮飾面木門配氣鼓、門鉸及門柄。 - 往飯廳的門為金屬及木皮飾面木門配電動氣鼓、門鉸及門柄。</p> <p>傭人房門 - 木皮飾面木門配氣鼓、門鉸、門鎖及門柄。</p> <p>傭人房洗手間門 - 金屬框玻璃門。</p> <p>存衣房門 - 金屬及木皮飾面木門配氣鼓、門鉸及門柄。</p> <p>化妝間門 - 金屬及木皮飾面木門配氣鼓、門鉸、門鎖及門柄。</p> <p>睡房 1、睡房 4、睡房 5 及睡房 6 門 - 金屬及木皮飾面木門配氣鼓、門鉸、門鎖及門柄。</p> <p>睡房 2 及 3 門 - 金屬、牆紙及木皮飾面木門配氣鼓、門鉸、門鎖及門柄。</p> <p>所有浴室門及飯廳洗手間門 - 金屬及木皮飾面木門配氣鼓、門鉸、門鎖及門柄。</p> <p>步入式衣帽間門（如有門） - 金屬及木皮飾面木門配氣鼓、門鉸、門鎖及門柄。</p> <p>起居室門 - 金屬及木皮飾面木門配氣鼓、門鉸、門鎖及門柄。</p> <p>健身室門 - 金屬及木皮飾面木門配氣鼓、門鉸、門鎖及門柄。</p> <p>天台門 - 金屬框玻璃門配門鉸、門鎖及門柄。</p> <p>露台門 - 金屬框玻璃門配門鎖及門柄。</p> <p>花園掩門 - 金屬框玻璃門配門鉸、門鎖及門柄。</p> <p>花園趟摺門 - 金屬框玻璃門配門鎖及門柄。</p> <p>風櫃房門及電錶房門 - 膠及木皮飾面木門配氣鼓、門鉸、門鎖及門柄。</p>	<p>House 6</p> <p>Carpark entrance external door - Metal and wooden veneer timber door fitted with door closer, door hinge, door lockset and door handle.</p> <p>Carpark entrance internal door - Metal and wooden veneer timber door fitted with door closer, door hinge and door handle.</p> <p>Ground floor external entrance door - Fluorocarbon coated metal and glass door fitted with door hinge, door lockset and door handle.</p> <p>Ground floor internal entrance door - Metal and wooden veneer timber door fitted with door closer, door hinge, door lockset and door handle.</p> <p>Door to kitchen and Maid Room - Metal and wooden veneer timber door fitted with door closer, door hinge and door handle.</p> <p>Kitchen door - The door to the Maid Room is metal and wood veneer timber door with door closer, door hinge and door handle. - The door to the Dining Room is metal and wood veneer timber door with electric door closer, door hinge and door handle.</p> <p>Maid Room door - Wooden veneer timber door fitted with door closer, door hinge, door lockset and door handle.</p> <p>Maid Room Lavatory door - Metal framed glass door.</p> <p>Cloak Room door - Metal and wooden veneer timber door fitted with door closer, door hinge and door handle.</p> <p>Powder Room door - Metal and wooden veneer timber door fitted with door closer, door hinge, door lockset and door handle.</p> <p>Bedroom 1, Bedroom 4, Bedroom 5 and Bedroom 6 door - Metal and wooden veneer timber door fitted with door closer, door hinge, door lockset and door handle.</p> <p>Bedroom 2 and Bedroom 3 door - Metal, wallpaper and wooden veneer timber door fitted with door closer, door hinge, door lockset and door handle.</p> <p>All bathroom door and Dining Room Lavatory door - Metal and wooden veneer timber door fitted with door closer, door hinge, door lockset and door handle.</p> <p>Walk-In Closet door (if any) - Metal and wooden veneer timber door fitted with door closer, door hinge, door lockset and door handle.</p> <p>Family Room door - Metal and wooden veneer timber door fitted with door closer, door hinge, door lockset and door handle.</p> <p>Gym Room door - Metal and wooden veneer timber door fitted with door closer, door hinge, door lockset and door handle.</p> <p>Roof door - Metal framed glass door fitted with door hinge, door lockset and door handle.</p> <p>Balcony door - Metal framed glass door fitted with door lockset and door handle.</p> <p>Garden swing door - Metal framed glass door fitted with door hinge, door lockset and door handle.</p> <p>Garden bi-folding door - Metal framed glass door fitted with door lockset and door handle.</p> <p>Air Handling Unit Room door and Electric Room door - Plastic and wooden veneer timber door fitted with door closer, door hinge, door lockset and door handle.</p>

3. 室內裝置
Interior Fittings

	細項	Item	描述	Description
(a)	門	Door	8 號洋房 停車場入口外門 - 金屬及木皮飾面木門配氣鼓、門鉸、門鎖及門柄。 停車場入口內門 - 金屬及木皮飾面木門配氣鼓、門鉸及門柄。 地下層入口外門 - 氟碳塗層金屬及玻璃門配門鉸、門鎖及門柄。 地下層入口內門 - 金屬及木皮飾面木門配氣鼓、門鉸、門鎖及門柄。 雜物房門 - 金屬及木皮飾面木門配氣鼓、門鉸、門鎖及門柄。 洗手間門 - 金屬框玻璃門。 化妝間門 - 金屬及木皮飾面木門配氣鼓、門鉸、門鎖及門柄。 廚房門 - 金屬及木皮飾面木門配電動氣鼓、門鉸及門柄。 所有睡房門及浴室門 - 金屬及木皮飾面木門配氣鼓、門鉸、門鎖及門柄。 天台門及露台門 - 金屬框玻璃門配門鉸、門鎖及門柄。 花園掩門 - 金屬框玻璃門配門鉸、門鎖及門柄。 花園趟摺門 - 金屬框玻璃門配門鎖及門柄。 風櫃房門及電錶房門 - 膠及木皮飾面木門配氣鼓、門鉸、門鎖及門柄。	House 8 Carpark entrance external door - Metal and wooden veneer timber door fitted with door closer, door hinge, door lockset and door handle. Carpark entrance internal door - Metal and wooden veneer timber door fitted with door closer, door hinge and door handle. Ground floor external entrance door - Fluorocarbon coated metal and glass door fitted with door hinge, door lockset and door handle. Ground floor internal entrance door - Metal and wooden veneer timber door fitted with door closer, door hinge, door lockset and door handle. Utility Room door - Metal and wooden veneer timber door fitted with door closer, door hinge, door lockset and door handle. Lavatory door - Metal framed glass door. Powder Room door - Metal and wooden veneer timber door fitted with door closer, door hinge, door lockset and door handle. Kitchen door - Metal and wood veneer timber door with electric door closer, door hinge and door handle. All bedroom doors and bathroom doors - Metal and wooden veneer timber door fitted with door closer, door hinge, door lockset and door handle. Roof door and Balcony door - Metal framed glass door fitted with door hinge, door lockset and door handle. Garden swing door - Metal framed glass door fitted with door hinge, door lockset and door handle. Garden bi-folding door - Metal framed glass door fitted with door lockset and door handle. Air Handling Unit Room door and Electric Room door - Plastic and wooden veneer timber door fitted with door closer, door hinge, door lockset and door handle.

3. 室內裝置
Interior Fittings

	細項	Item	描述	Description
(a)	門	Door	11 號洋房 停車場入口外門 - 金屬及木皮飾面木門配氣鼓、門鉸、門鎖及門柄。 停車場入口內門 - 金屬及木皮飾面木門配氣鼓、門鉸及門柄。 地下層入口外門 - 氟碳塗層金屬及玻璃門配門鉸、門鎖及門柄。 地下層入口內門 - 金屬及木皮飾面木門配氣鼓、門鉸、門鎖及門柄。 雜物房門 - 金屬、天然石材及木皮飾面木門配門鉸、門鎖及門柄。 洗手間門 - 金屬框玻璃門。 化妝間門 - 金屬、天然石材及木皮飾面木門配門鉸、門鎖及門柄。 廚房門 - 金屬及木皮飾面木門配電動氣鼓、門鉸及門柄。 所有睡房門、浴室門及睡房 3 洗手間門 - 金屬及木皮飾面木門配門鉸、門鎖及門柄。 主人睡房趟門 - 金屬及木皮飾面木門配門鎖。 天台門及露台門 - 金屬框玻璃門配門鉸、門鎖及門柄。 花園掩門 - 金屬框玻璃門配門鉸、門鎖及門柄。 花園趟摺門 - 金屬框玻璃門配門鎖及門柄。 往風櫃房外門、風櫃房門及電錶房門 - 及木皮飾面木門配氣鼓、門鉸、門鎖及門柄。	House 11 Carpark entrance external door - Metal and wooden veneer timber door fitted with door closer, door hinge, door lockset and door handle. Carpark entrance internal door - Metal and wooden veneer timber door fitted with door closer, door hinge and door handle. Ground floor external entrance door - Fluorocarbon coated metal and glass door fitted with door hinge, door lockset and door handle. Ground floor internal entrance door - Metal and wooden veneer timber door fitted with door closer, door hinge, door lockset and door handle. Utility Room door - Metal, natural stone and wooden veneer timber door fitted with door hinge, door lockset and door handle. Lavatory door - Metal framed glass door. Powder room door - Metal, natural stone and wooden veneer timber door fitted with door hinge, door lockset and door handle. Kitchen door - Metal and wood veneer timber door with electric door closer, door hinge and door handle. All Bedroom doors, Bathroom doors and Bedroom 3 Lavatory door - Metal and wooden veneer timber door fitted with door hinge, door lockset and door handle. Master Bedroom sliding door - Metal and wooden veneer timber door fitted with door lockset. Roof door and Balcony door - Metal framed glass door fitted with door hinge, door lockset and door handle. Garden swing door - Metal framed glass door fitted with door hinge, door lockset and door handle. Garden bi-folding door - Metal framed glass door fitted with door lockset and door handle. External door to Air Handling Unit Room, Air Handling Unit Room door and Electric Room door - Plastic and wooden veneer timber door fitted with door closer, door hinge, door lockset and door handle.

3. 室內裝置
Interior Fittings

細項	Item	描述	Description
(a)	門 Door	<p>1、2、5 及 7 號洋房 停車場入口外門 - 金屬及木皮飾面木門配氣鼓、門鉸、門鎖及門柄。 停車場入口內門 - 金屬及木皮飾面木門配氣鼓、門鉸及門柄。 地下層入口外門 - 氟碳塗層金屬及玻璃門配門鉸、門鎖及門柄。 地下層入口內門 - 金屬及木皮飾面木門配氣鼓、門鉸、門鎖及門柄。 往雜物房廚房門及往飯廳廚房門 - 木皮飾面木門配電動氣鼓、門鉸及門柄。 所有傭人房門、化妝間門、睡房門、浴室門、步入式衣帽間門（如有門）、 起居室門、健身室門及雜物房門 - 木皮飾面木門配門鉸、門鎖及門柄。 儲藏室門及通往廚房及傭人房的門 - 木皮飾面木門配門鉸及門柄。 天台門 - 金屬框玻璃門配門鉸、門鎖及門柄。 露台門 - 金屬框玻璃門配門鎖及門柄。 花園掩門 - 金屬框玻璃門配門鉸、門鎖及門柄。 花園趟摺門 - 金屬框玻璃門配門鎖及門柄。 室內泳池門（2 號洋房） - 木皮飾面木門配門鉸、門鎖及門柄。 風櫃房門、往風櫃房外及電錶房門 - 膠及木皮飾面木門配氣鼓、門鉸、門鎖及門柄。（1、2、3、5 及 6 號洋房） - 天然石材及木皮飾面木門配氣鼓、門鉸、門鎖及門柄。（7 號洋房） 洗手間門 - 金屬框玻璃趟摺門</p>	<p>House 1, 2, 5 and 7 Carpark entrance external door - Metal and wooden veneer timber door fitted with door closer, door hinge, door lockset and door handle. Carpark entrance internal door - Metal and wooden veneer timber door fitted with door closer, door hinge and door handle. Ground floor external entrance door - Fluorocarbon coated metal and glass door fitted with door hinge, door lockset and door handle. Ground floor internal entrance door - Metal and wooden veneer timber door fitted with door closer, door hinge, door lockset and door handle. Kitchen door to Utility Room and Kitchen door to Dining Room - Wood veneer timber door with electric door closer, door hinge and door handle. All Maid Room door, Powder Room door, Bedroom door, Bathroom door, Walk-In Closet door(if any), Family Room door, Gym Room door and Utility Room door - Wooden veneer timber door fitted with door hinge, door lockset and door handle. Store Room door and door the Kitchen and Maid Room - Wooden veneer timber door fitted with door hinge and door handle. Roof door - Metal framed glass door fitted with door hinge, door lockset and door handle. Balcony door - Metal framed glass door fitted with door lockset and door handle. Garden swing door - Metal framed glass door fitted with door hinge, door lockset and door handle. Garden bi-folding door - Metal framed glass door fitted with door lockset and door handle. Internal swimming pool door (House 2) - Wooden veneer timber door fitted with door hinge, door lockset and door handle. Air Handling Unit Room door, external door to Air Handling Unit Room and Electric Room door - Plastic and wooden veneer timber door fitted with door closer, door hinge, door lockset and door handle. (House 1,2,3,5 and 6) - Natural stone and wooden veneer timber door fitted with door closer, door hinge, door lockset and door handle. (House 7) Lavatory Door - Metal framed glass bi-folding door.</p>

3. 室內裝置
Interior Fittings

	細項	Item	描述	Description
(a)	門	Door	9、10、15、16、17 及 18 號洋房 停車場入口外門 - 金屬及木皮飾面木門配氣鼓、門鉸、門鎖及門柄。 停車場入口內門 - 金屬及木皮飾面木門配氣鼓、門鉸及門柄。 地下層入口外門 - 氟碳塗層金屬及玻璃門配門鉸、門鎖及門柄。 地下層入口內門 - 金屬及木皮飾面木門配氣鼓、門鉸、門鎖及門柄。 廚房門 - 木皮飾面木門配電動氣鼓、門鉸及門柄。 洗手間門 - 金屬框玻璃門 所有雜物房門、化妝間門、睡房門、浴室門及睡房 3 洗手間門 - 木皮飾面木門配門鉸、門鎖及門柄。 天台門 - 金屬框玻璃門配門鉸、門鎖及門柄。 露台門 - 金屬框玻璃門配門鎖及門柄。 花園掩門 - 金屬框玻璃門配門鉸、門鎖及門柄。 花園趟摺門 - 金屬框玻璃門配門鎖及門柄。 風櫃房門及電錶房門 - 木皮飾面木門配氣鼓、門鉸、門鎖及門柄。(15 及 18 號洋房) - 天然石材及木皮飾面木門配氣鼓、門鉸、門鎖及門柄。(9、10、16 及 17 號洋房) 往風櫃房外門(15 號洋房) - 金屬門配門鉸、門鎖及門柄。	House 9, 10, 15, 16, 17 and 18 Carpark entrance external door - Metal and wooden veneer timber door fitted with door closer, door hinge, door lockset and door handle. Carpark entrance internal door - Metal and wooden veneer timber door fitted with door closer, door hinge and door handle. Ground floor external entrance door - Fluorocarbon coated metal and glass door fitted with door hinge, door lockset and door handle. Ground floor internal entrance door - Metal and wooden veneer timber door fitted with door closer, door hinge, door lockset and door handle. Kitchen door - Wood veneer timber door with electric door closer, door hinge and door handle. Lavatory door - Metal framed glass door. All Utility Room door, Powder Room door, Bedroom door, Bathroom door and Bedroom 3 Lavatory door - Wooden veneer timber door fitted with door hinge, door lockset and door handle. Roof door - Metal framed glass door fitted with door hinge, door lockset and door handle. Balcony door - Metal framed glass door fitted with door lockset and door handle. Garden swing door - Metal framed glass door fitted with door hinge, door lockset and door handle. Garden bi-folding door - Metal framed glass door fitted with door lockset and door handle. Air Handling Unit Room door and Electric Room door - wooden veneer timber door fitted with door closer, door hinge, door lockset and door handle. (House 15 and 18) - Natural stone and wooden veneer timber door fitted with door closer, door hinge, door lockset and door handle. (House 9,10,16 and 17) External door to Air Handling Unit Room (House 15) - Metal door fitted with door hinge, door lockset and door handle.

3. 室內裝置
Interior Fittings

細項	Item	描述	Description
(b)	浴室 Bathroom	<p>1 及 7 號洋房 所有睡房浴室及健身室浴室裝有洗手盆櫃配以天然石材、木皮及金屬飾面和衛生潔具及配件，包括鍍鉻洗面龍頭、鍍鉻龍頭及花灑套裝、陶瓷洗手盆、陶瓷坐廁、鍍鉻紙巾架、鍍鉻毛巾架（只供睡房 5 及睡房 6 浴室）、鍍鉻毛巾掛勾、玻璃及金屬飾面鏡櫃。睡房 2、睡房 3、睡房 4 浴室及健身室浴室裝有搪瓷鐵浴缸（長 1500 毫米，闊 750 毫米，深 410 毫米）。睡房 6 浴室裝有纖維浴缸（長 1900 毫米，闊 950 毫米，深 443 毫米）。所有睡房浴室及健身室浴室裝有強化玻璃作為淋浴間及浴缸間隔。洗手間設有衛生潔具及配件，包括鍍鉻洗面龍頭及花灑套裝、陶瓷洗手盆及陶瓷坐廁。</p> <p>2 號洋房 所有睡房浴室及健身室浴室裝有洗手盆櫃配以天然石材、木皮及金屬飾面和衛生潔具及配件，包括鍍鉻洗面龍頭、鍍鉻龍頭及花灑套裝、陶瓷洗手盆、陶瓷坐廁、鍍鉻紙巾架、鍍鉻毛巾架（只供睡房 4 及睡房 5 浴室）、鍍鉻毛巾掛勾、玻璃及金屬飾面鏡櫃。睡房 1、睡房 2、睡房 3、睡房 4 浴室及健身室浴室裝有搪瓷鐵浴缸（長 1500 毫米，闊 750 毫米，深 410 毫米）。睡房 5 浴室裝有纖維浴缸（長 1900 毫米，闊 950 毫米，深 443 毫米）。所有睡房浴室及健身室浴室裝有強化玻璃作為淋浴間及浴缸間隔。洗手間設有衛生潔具及配件，包括鍍鉻洗面龍頭及花灑套裝、陶瓷洗手盆及陶瓷坐廁。</p> <p>3 號洋房 所有睡房浴室及健身室浴室裝有洗手盆櫃配以天然石材、織布及金屬飾面和衛生潔具及配件，包括鍍鉻洗面龍頭、鍍鉻龍頭及花灑套裝、陶瓷洗手盆（只供睡房 2、睡房 3、睡房 4、睡房 6 及健身室浴室）、天然石材洗手盆（只供睡房 1 及睡房 5 浴室）、陶瓷坐廁、鍍鉻紙巾架（只供睡房 1、睡房 2、睡房 3、睡房 4 浴室及健身室浴室）、玫瑰金金屬紙巾架（只供睡房 5 及睡房 6 浴室）、鍍鉻毛巾架（只供睡房 1、睡房 2、睡房 3 及睡房 4 浴室）、玫瑰金金屬毛巾架（只供睡房 5 及睡房 6 浴室）、鍍鉻毛巾掛勾（只供睡房 1、睡房 2、睡房 3 及睡房 4 浴室及健身室浴室）、玫瑰金金屬毛巾掛勾（只供睡房 5 及睡房 6 浴室）及玻璃鏡櫃。睡房 2 及睡房 3 浴室裝有纖維浴缸（長 1690 毫米，闊 940 毫米，深 550 毫米）。睡房 4 浴室裝有纖維浴缸（長 1700 毫米，闊 750 毫米，深 430 毫米）。睡房 6 浴室裝有纖維浴缸配有皮革及金屬飾面（長 1800 毫米，闊 1100 毫米，深 515 毫米）。所有睡房浴室及健身室浴室裝有強化玻璃作為淋浴間及浴缸間隔。洗手間設有衛生潔具及配件，包括鍍鉻洗面龍頭及花灑套裝、人造石洗手盆及陶瓷坐廁。</p> <p>5 號洋房 所有睡房浴室及健身室浴室裝有洗手盆櫃配以天然石材、木皮及金屬飾面和衛生潔具及配件，包括鍍鉻洗面龍頭、鍍鉻龍頭及花灑套裝、陶瓷洗手盆、陶瓷坐廁、鍍鉻紙巾架、鍍鉻毛巾架（只供睡房 4 及睡房 5 浴室）、鍍鉻毛巾掛勾、玻璃及金屬飾面鏡櫃。睡房 1、睡房 2、睡房 3、睡房 5 浴室及健身室浴室裝有陶瓷鐵浴缸（長 1500 毫米，闊 750 毫米，深 410 毫米）。所有睡房浴室及健身室浴室裝有強化玻璃作為淋浴間及浴缸間隔。洗手間設有衛生潔具及配件，包括鍍鉻洗面龍頭及花灑套裝、陶瓷洗手盆及陶瓷坐廁。</p>	<p>House 1 and 7 All Bathrooms in Bedrooms and Gym Room Bathrooms are fitted with basin cabinet finished with natural stone, wooden veneer and metal finish and sanitary wares and accessories including chrome plated wash basin mixer, chrome plated bath mixer and shower set, ceramic wash basin, ceramic water closet, chrome plated paper holder, chrome plated towel rack (for Bathroom in Bedroom 5 and Bedroom 6 only), chrome plated towel hook and glass and metal finish mirror cabinet. Bathrooms in Bedroom 2, Bedroom 3, Bedroom 4 and Gym Room Bathroom are installed with enameled steel bathtub (1500mm (L) x 750mm (W) x 410mm (D)). Bathroom in Bedroom 6 is installed with fibre bathtub (1900mm (L) x 950mm (W) x 443mm (D)). All shower area and bathtub of all Bathrooms in Bedrooms and Gym Room Bathroom are fitted with tempered glass partition. Lavatory is fitted with sanitary wares and accessories including chrome plated wash basin mixer and shower set, ceramic wash basin and ceramic water closet.</p> <p>House 2 All Bathrooms in Bedrooms and Gym Room Bathrooms are fitted with basin cabinet finished with natural stone, wooden veneer and metal finish and sanitary wares and accessories including chrome plated wash basin mixer, chrome plated bath mixer and shower set, ceramic wash basin, ceramic water closet, chrome plated paper holder, chrome plated towel rack (for Bathroom in Bedroom 4 and Bedroom 5 only), chrome plated towel hook and glass and metal finish mirror cabinet. Bathrooms in Bedroom 1, Bedroom 2, Bedroom 3, Bedroom 4 and Gym Room Bathroom are installed with enameled steel bathtub (1500mm (L) x 750mm (W) x 410mm (D)). Bathroom in Bedroom 5 is installed with fibre bathtub (1900mm (L) x 950mm (W) x 443mm (D)). All shower area and bathtub of and all Bathrooms in Bedrooms and Gym Room Bathroom are fitted with tempered glass partition. Lavatory is fitted with sanitary wares and accessories including chrome plated wash basin mixer and shower set, ceramic wash basin and ceramic water closet.</p> <p>House 3 All Bathrooms in Bedrooms and Gym Room Bathrooms are fitted with basin cabinet finished with natural stone, fabric and metal finish and sanitary wares and accessories including chrome plated wash basin mixer, chrome plated bath mixer and shower set, ceramic wash basin (for Bathroom in Bedroom 2, Bedroom 3, Bedroom 4, Bedroom 6 and Gym Room Bathroom), natural stone wash basin (for Bathroom in Bedroom 1 and Bedroom 5), ceramic water closet, chrome plated paper holder (for Bathroom in Bedroom 1, Bedroom 2, Bedroom 3, Bedroom 4 and Gym Room Bathroom), rose gold metal paper holder (for Bathroom in Bedroom 5 and Bedroom 6), chrome plated towel rack (for Bathroom in Bedroom 1, Bedroom 2, Bedroom 3 and Bedroom 4), rose gold metal towel rack (for Bathroom in Bedroom 5 and Bedroom 6), chrome plated towel hook (for Bathroom in Bedroom 1, Bedroom 2, Bedroom 3, Bedroom 4 and Gym Room Bathroom), rose gold metal towel hook (for Bathroom in Bedroom 5 and Bedroom 6) and glass mirror cabinet. Bathrooms in Bedroom 2 and Bedroom 3 are installed with fibre bathtub (1690mm (L) x 940mm (W) x 550mm (D)). Bathroom in Bedroom 4 is installed with fibre bathtub (1700mm (L) x 750mm (W) x 430mm (D)). Bathroom in Bedroom 6 is installed with fibre bathtub with leather and metal finish (1800mm (L) x 1100mm (W) x 515mm (D)). All shower area and bathtub of all Bathrooms in Bedrooms and Gym Room Bathroom are fitted with tempered glass partition. Lavatory is fitted with sanitary wares and accessories including chrome plated wash basin mixer and shower set, artificial stone wash basin and ceramic water closet.</p> <p>House 5 All Bathrooms in Bedrooms and Gym Room Bathrooms are fitted with basin cabinet finished with natural stone, wooden veneer and metal finish and sanitary wares and accessories including chrome plated wash basin mixer, chrome plated bath mixer and shower set, ceramic wash basin, ceramic water closet, chrome plated paper holder, chrome plated towel rack (for Bathroom in Bedroom 4 and Bedroom 5 only), chrome plated towel hook and glass and metal finish mirror cabinet. Bathrooms in Bedroom 1, Bedroom 2, Bedroom 3, Bedroom 5 and in Gym Room Bathroom are installed with enameled steel bathtub (1500mm (L) x 750mm (W) x 410mm (D)). All shower area and bathtub of all Bathrooms in Bedrooms and Gym Room Bathroom are fitted with tempered glass partition. Lavatory is fitted with sanitary wares and accessories including chrome plated wash basin mixer and shower set, ceramic wash basin and ceramic water closet.</p>

3. 室內裝置
Interior Fittings

細項	Item	描述	Description	
(b)	浴室	Bathroom	<p>6 號洋房 睡房 1、睡房 2、睡房 3、睡房 4 浴室及健身室浴室裝有洗手盆櫃配以天然石材、玻璃及金屬飾面；而睡房 5 及睡房 6 浴室則裝有洗手盆櫃配以木皮及金屬飾面，所有睡房浴室及健身室浴室裝有衛生潔具及配件，包括黃銅色金屬洗面龍頭、黃銅色金屬龍頭及花灑套裝、陶瓷洗手盆（只供睡房 1、睡房 2、睡房 3、睡房 4 浴室及健身室浴室）、纖維洗手盆只供睡房 5 及睡房 6）、陶瓷坐廁、黃銅色金屬紙巾架、鍍鉻毛巾架（只供睡房 5 及睡房 6 浴室）、玻璃、金屬、貝殼及木皮飾面鏡櫃（木皮飾面只供睡房 1、睡房 2、睡房 3、睡房 4 浴室及健身室浴室）。睡房 4 及健身室浴室裝有搪瓷鐵浴缸（長 1500 毫米，闊 750 毫米，深 410 毫米）。睡房 2、睡房 3 浴室裝有纖維浴缸（長 1680 毫米，闊 800 毫米，深 500 毫米）。睡房 6 浴室裝有纖維浴缸（長 1800 毫米，闊 900 毫米，深 450 毫米）。所有睡房浴室及健身室浴室裝有強化玻璃作為淋浴間或浴缸間隔。洗手間設有衛生潔具及配件，包括鍍鉻洗面龍頭及花灑套裝、陶瓷洗手盆及陶瓷坐廁。</p> <p>8 號洋房 所有睡房浴室裝有洗手盆櫃配以天然石材、金屬及油漆飾面和衛生潔具及配件，包括鍍鉻洗面龍頭、鍍鉻龍頭及花灑套裝、陶瓷洗手盆、陶瓷坐廁、鍍鉻紙巾架、鍍鉻毛巾架（睡房 3 浴室除外）、鍍鉻毛巾掛勾、玻璃及金屬鏡櫃。睡房 1 及睡房 2 浴室裝有搪瓷鐵浴缸（長 1500 毫米，闊 750 毫米，深 410 毫米）。主人睡房浴室裝有纖維浴缸（長 1700 毫米，闊 750 毫米，深 610 毫米）。所有睡房浴室（除睡房 1，睡房 2）裝有強化玻璃作為淋浴間及浴缸間隔。洗手間設有衛生潔具及配件，包括鍍鉻洗面龍頭及花灑套裝、陶瓷洗手盆及陶瓷坐廁。</p> <p>11 號洋房 所有睡房浴室裝有洗手盆櫃配以天然石材、木皮、仿皮及金屬飾面（仿皮飾面只供主人睡房浴室）和衛生潔具及配件，包括古銅色金屬洗面龍頭、古銅色金屬龍頭及花灑套裝、陶瓷洗手盆、陶瓷坐廁、古銅色金屬紙巾架、古銅色金屬毛巾架（只供主人睡房浴室及步入式衣帽間浴室）、鍍鉻毛巾掛勾、玻璃及金屬鏡櫃。睡房 1、睡房 2、主人睡房浴室及睡房 3 洗手間裝有陶瓷鐵浴缸（長 1500 毫米，闊 750 毫米，深 410 毫米），步入式衣帽間浴室裝有搪瓷鐵浴缸（長 1676 毫米，闊 914 毫米，深 610 毫米）。所有睡房浴室裝有強化玻璃作為淋浴間及浴缸間隔。洗手間設有衛生潔具及配件，包括鍍鉻洗面龍頭及花灑套裝、陶瓷洗手盆及陶瓷坐廁。</p> <p>10、12 及 15 號洋房 所有睡房浴室裝有洗手盆櫃配以天然石材、木皮及金屬飾面和衛生潔具及配件，包括鍍鉻洗面龍頭、鍍鉻龍頭及花灑套裝、陶瓷洗手盆、陶瓷坐廁、鍍鉻紙巾架、鍍鉻毛巾架（只供主人睡房浴室及步入式衣帽間浴室）、鍍鉻毛巾掛勾及玻璃及金屬鏡櫃。睡房 1、睡房 2、主人睡房浴室及睡房 3 洗手間裝有搪瓷鐵浴缸（長 1500 毫米，闊 750 毫米，深 410 毫米），步入式衣帽間浴室裝有搪瓷鐵浴缸（長 1676 毫米，闊 914 毫米，深 610 毫米）。所有睡房浴室裝有強化玻璃作為淋浴間及浴缸間隔。洗手間設有衛生潔具及配件，包括鍍鉻洗面龍頭及花灑套裝、陶瓷洗手盆及陶瓷坐廁。</p>	<p>House 6 Bathrooms in Bedroom 1, Bedroom 2, Bedroom 3, Bedroom 4 and Gym Room Bathroom are fitted with basin cabinet finished with natural stone, glass and metal finish; Bathrooms in Bedroom 5 and Bedroom 6 are fitted with basin cabinet finished with wooden veneer and metal finish. All Bathrooms in Bedrooms and Gym Room Bathroom are fitted with sanitary wares and accessories including brushed bronze metal wash basin mixer, brushed bronze metal bath mixer and shower set, ceramic wash basin (for Bathrooms in Bedroom 1, Bedroom 2, Bedroom 3, Bedroom 4 and Gym Room Bathroom), fibre wash basin (for Bathrooms in Bedroom 5 and Bedroom 6), ceramic water closet, brushed bronze metal paper holder, chrome plated towel rack (for Bathroom in Bedroom 5 and Bedroom 6 only) and glass, metal, shell and wooden veneer mirror cabinet (wooden veneer is only provided in Bathrooms in Bedroom 1, Bedroom 2, Bedroom 3, Bedroom 4 and Gym Room Bathroom). Bathrooms in Bedroom 4 and in Gym Room Bathroom are installed with enameled steel bathtub (1500mm (L) x 750mm (W) x 410mm (D)). Bathrooms in Bedroom 2 and Bedroom 3 are installed with fibre bathtub (1680mm (L) x 800mm (W) x 500mm (D)). Bathroom in Bedroom 6 is installed with fibre bathtub (1800mm (L) x 900mm (W) x 450mm (D)). All shower area and bathtub of all Bathrooms in Bedrooms and Gym Room Bathroom are fitted with tempered glass partition. Lavatory is fitted with sanitary wares and accessories including chrome plated wash basin mixer and shower set, ceramic wash basin and ceramic water closet.</p> <p>House 8 All Bathrooms in Bedrooms are fitted with basin cabinet finished with natural stone, metal and paint finish and sanitary wares and accessories including chrome plated wash basin mixer, chrome plated bath mixer and shower set, ceramic wash basin, ceramic water closet, chrome plated paper holder, chrome plated towel rack (except Bathroom in Bedroom 3), chrome plated towel hook and glass and metal mirror cabinet. Bathrooms in Bedroom 1 and Bedroom 2 are installed with enameled steel bathtub (1500mm (L) x 750mm (W) x 410mm (D)). Bathroom in Master Bedroom is installed with fibre bathtub (1700mm (L) x 750mm (W) x 610mm (D)). All shower area and bathtub of all Bathrooms in Bedrooms (except Bathroom in Bedroom 1 and Bedroom 2) are fitted with tempered glass partition. Lavatory is fitted with sanitary wares and accessories including chrome plated wash basin mixer and shower set, ceramic wash basin and ceramic water closet.</p> <p>House 11 All Bathrooms in Bedrooms are fitted with basin cabinet finished with natural stone, wooden veneer, artificial leather and metal finish (artificial leather finish only provided in Bathroom of Master Bedroom) and sanitary wares and accessories including bronze-coloured metal wash basin mixer, bronze-coloured metal bath mixer and shower set, ceramic wash basin, ceramic water closet, bronze-coloured metal paper holder, bronze-coloured metal towel rack (for Bathroom in Master Bedroom and Walk-In Closet), chrome plated towel hook and glass and metal mirror cabinet. Bathrooms in Bedroom 1, Bedroom 2 and Master Bedroom and Lavatory in Bedroom 3 are installed with enameled steel bathtub (1500mm (L) x 750mm (W) x 410mm (D)). Bathroom in Walk-In Closet is installed with enameled steel bathtub (1676mm (L) x 914mm (W) x 610mm (D)). All shower area and bathtub of all Bathrooms in Bedrooms are fitted with tempered glass partition. Lavatory is fitted with sanitary wares and accessories including chrome plated wash basin mixer and shower set, ceramic wash basin and ceramic water closet.</p> <p>House 10, 12 and 15 All Bathrooms in Bedrooms are fitted with basin cabinet finished with natural stone, wooden veneer and metal finish and sanitary wares and accessories including chrome plated wash basin mixer, chrome plated bath mixer and shower set, ceramic wash basin, ceramic water closet, chrome plated paper holder, chrome plated towel rack (for Bathroom in Master Bedroom and Walk-In Closet), chrome plated towel hook and glass and metal mirror cabinet. Bathrooms in Bedroom 1, Bedroom 2, Master Bedroom and Lavatory in Bedroom 3 are installed with enameled steel bathtub (1500mm (L) x 750mm (W) x 410mm (D)). Bathroom in Walk-In Closet is installed with enameled steel bathtub (1676mm (L) x 914mm (W) x 610mm (D)). All shower area and bathtub of Bathrooms in Bedrooms are fitted with tempered glass partition. Lavatory is fitted with sanitary wares and accessories including chrome plated wash basin mixer and shower set, ceramic wash basin and ceramic water closet.</p>

3. 室內裝置
Interior Fittings

細項	Item	描述	Description
(b)	浴室	<p>Bathroom</p> <p>9、16 及 17 號洋房 所有睡房浴室裝有洗手盆櫃配以天然石材、木皮及金屬飾面和衛生潔具及配件，包括鍍鉻洗面龍頭、鍍鉻龍頭及花灑套裝、陶瓷洗手盆、陶瓷坐廁、鍍鉻紙巾架、鍍鉻毛巾架（只供主人睡房浴室及及步入式衣帽間浴室）、鍍鉻毛巾掛勾及玻璃及金屬鏡櫃。睡房 1 及睡房 2 浴室裝有搪瓷鐵浴缸（長 1500 毫米，闊 750 毫米，深 410 毫米）。主人睡房浴室裝有搪瓷鐵浴缸（長 1700 毫米，闊 750 毫米，深 610 毫米）。所有睡房浴室裝有強化玻璃作為淋浴間及浴缸間隔。洗手間設有衛生潔具及配件，包括鍍鉻洗面龍頭及花灑套裝、陶瓷洗手盆及陶瓷坐廁。</p> <p>18 號洋房 所有睡房浴室裝有洗手盆櫃配以天然石材、木皮及金屬飾面和衛生潔具及配件，包括鍍鉻洗面龍頭、鍍鉻龍頭及花灑套裝、陶瓷洗手盆、陶瓷坐廁、鍍鉻紙巾架、鍍鉻毛巾架（只供睡房四浴室及步入式衣帽間浴室）、鍍鉻毛巾掛勾、玻璃及金屬鏡櫃。睡房 1、睡房 2、睡房 3、睡房 4 裝有陶瓷鐵浴缸（長 1500 毫米，闊 750 毫米，深 410 毫米），步入式衣帽間浴室裝有搪瓷鐵浴缸（長 1676 毫米，闊 914 毫米，深 610 毫米）。所有睡房浴室裝有強化玻璃作為淋浴間及浴缸間隔。洗手間設有衛生潔具及配件，包括鍍鉻洗面龍頭及花灑套裝、陶瓷洗手盆及陶瓷坐廁。</p> <p>有關供水系統的類型和用料，請參閱以下「供水」的部分。</p>	<p>House 9, 16 and 17 All Bathrooms in Bedrooms are fitted with basin cabinet finished with natural stone, wooden veneer and metal finish and sanitary wares and accessories including chrome plated wash basin mixer, chrome plated bath mixer and shower set, ceramic wash basin, ceramic water closet, chrome plated paper holder, chrome plated towel rack (for Bathroom in Master Bedroom and Walk-In Closet), chrome plated towel hook and glass and metal mirror cabinet. Bathrooms in Bedroom 1 and Bedroom 2 are installed with enameled steel bathtub (1500mm (L) x 750mm (W) x 410mm (D)). Bathroom in Master Bedroom is installed with enameled steel bathtub (1700mm (L) x 750mm (W) x 610mm (D)). All shower area and bathtub of all Bathrooms in Bedrooms are fitted with tempered glass partition. Lavatory is fitted with sanitary wares and accessories including chrome plated wash basin mixer and shower set, ceramic wash basin and ceramic water closet.</p> <p>House 18 All Bathrooms in Bedrooms are fitted with basin cabinet finished with natural stone, wooden veneer and metal finish and sanitary wares and accessories including chrome plated wash basin mixer, chrome plated bath mixer and shower set, ceramic wash basin, ceramic water closet, chrome plated paper holder, chrome plated towel rack (for Bathroom in Bedroom 4 and Walk-In Closet), chrome plated towel hook and glass and metal mirror cabinet. Bathrooms in Bedroom 1, Bedroom 2, Bedroom 3 and Bedroom 4 are installed with enameled steel bathtub (1500mm (L) x 750mm (W) x 410mm (D)). Bathroom in Walk-In Closet is installed with enameled steel bathtub (1676mm (L) x 914mm (W) x 610mm (D)). All shower area and bathtub of all Bathrooms in Bedrooms are fitted with tempered glass partition. Lavatory is fitted with sanitary wares and accessories including chrome plated wash basin mixer and shower set, ceramic wash basin and ceramic water closet.</p> <p>For type and material of water supply system, please refer to "Water Supply" below.</p>
(c)	廚房	<p>Kitchen</p> <p>1、2、5、6 及 7 號洋房 選用玻璃、金屬飾面膠板木廚櫃配天然石材檯面、不銹鋼洗滌盆及鍍鉻洗手盆水龍頭。冷熱水供水系統採用暗藏銅喉管。</p> <p>3 號洋房 選用木皮飾面、玻璃板及金屬飾面膠板木廚櫃配天然石材檯面，天然石洗滌盆及鍍鉻洗手盆水龍頭。冷熱水供水系統採用暗藏銅喉管。</p> <p>8、9、10、12、15、16、17 及 18 號洋房 選用木紋膠板、金屬飾面膠板木廚櫃配天然石材檯面，不銹鋼洗滌盆及鍍鉻洗手盆水龍頭。冷熱水供水系統採用暗藏銅喉管。</p> <p>11 號洋房 選用木皮、金屬飾面膠板木廚櫃配天然石材檯面，不銹鋼洗滌盆及鍍鉻洗手盆水龍頭。冷熱水供水系統採用暗藏銅喉管。</p> <p>其他裝置及設備，請參閱「設備說明」。</p>	<p>House 1, 2, 5, 6 and 7 Fitted with wood cabinet finished with glass and metal laminate, counter-top finished with natural stone, stainless steel sink with chrome plated sink mixer. Concealed copper pipes used for hot and cold water supply.</p> <p>House 3 Fitted with wood cabinet finished with wooden veneer, glass panel and metal laminate, counter-top finished with natural stone, natural stone sink with chrome plated sink mixer. Concealed copper pipes used for hot and cold water supply.</p> <p>House 8, 9, 10, 12, 15, 16, 17 and 18 Fitted with wood cabinet finished with wood-grain plastic laminate and metal laminate, counter-top finished with natural stone, stainless steel sink with chrome plated sink mixer. Concealed copper pipes used for hot and cold water supply.</p> <p>House 11 Fitted with wood cabinet finished with wooden veneer and metal laminate, counter-top finished with natural stone, stainless steel sink with chrome plated sink mixer. Concealed copper pipes used for hot and cold water supply.</p> <p>For other fittings and equipment, please refer to "Appliances Schedule".</p>

3. 室內裝置
Interior Fittings

	細項	Item	描述	Description
(d)	睡房	Bedroom	<p>3 號洋房 睡房 2、睡房 3、睡房 4、睡房 5、睡房 6 及步入式衣帽間裝有木製衣櫃，部分飾面為皮革及木皮，櫃門及層架物料為金屬及玻璃。</p> <p>6 號洋房 睡房 2、睡房 3、睡房 4、睡房 5、睡房 6 及步入式衣帽間裝有木製衣櫃，櫃門物料為木材、金屬及玻璃，層架物料為木材及玻璃。</p> <p>8 號洋房 睡房 1、睡房 2、睡房 3、主人睡房及步入式衣帽間裝有木製衣櫃，櫃門物料為玻璃及金屬，層架物料為木材。</p> <p>11 號洋房 睡房 1、睡房 2、睡房 3、主人睡房及步入式衣帽間裝有木製衣櫃，櫃門物料為牆紙及金屬，層架物料為木材。</p> <p>12 號洋房 睡房 1、睡房 2、睡房 3、主人睡房及步入式衣帽間裝有木製衣櫃，櫃門物料為木材、玻璃及金屬，層架物料為木材及石材。</p> <p>10 及 15 號洋房 睡房 3 裝有木製櫃，櫃門及層架物料均為木材。</p> <p>1、2、5、7、9、16、17 及 18 號洋房：不適用</p>	<p>House 3 Bedroom 2, Bedroom 3, Bedroom 4, Bedroom 5, Bedroom 6 and Walk-In Closet are equipped with wooden wardrobe, partially finished with leather and wooden veneer. Wardrobe doors and shelves are made of metal and glass.</p> <p>House 6 Bedroom 2, Bedroom 3, Bedroom 4, Bedroom 5, Bedroom 6 and Walk-In Closet are equipped with wooden wardrobe, wardrobe doors are made of timber, metal and glass, and shelves are made of timber and glass.</p> <p>House 8 Bedroom 1, Bedroom 2, Bedroom 3, Master Bedroom and Walk-In Closet are equipped with wooden wardrobe, wardrobe doors are made of glass and metal, and shelves are made of timber.</p> <p>House 11 Bedroom 1, Bedroom 2, Bedroom 3, Master Bedroom and Walk-In Closet are equipped with wooden wardrobe, wardrobe doors are made of wallpaper and metal, and shelves are made of timber.</p> <p>House 12 Bedroom 1, Bedroom 2, Bedroom 3, Master Bedroom and Walk-In Closet are equipped with wooden wardrobe, wardrobe doors are made of wooden, glass and metal, and shelves are made of timber and stone.</p> <p>House 10 and 15 Bedroom 3 are equipped with wooden cabinet, cabinet doors and shelves are made of timber.</p> <p>House 1, 2, 5, 7, 9, 16, 17 and 18: Not applicable</p>
(e)	電話	Telephone	<p>客廳、所有睡房及起居室均裝妥電話插座。 有關接駁點之數目及位置，請參閱「機電裝置數量說明表」。</p>	<p>Telephone outlets are installed in Living Room, all Bedrooms and Family Room. For the number and location of connection points, please refer to "the Schedule of Mechanical & Electrical Provisions".</p>
(f)	天線	Aerials	<p>客廳、所有睡房及起居室均裝妥公用天線及收音機天線插座。 有關接駁點之數目及位置，請參閱「機電裝置數量說明表」。</p>	<p>Communal TV and FM outlets are installed in Living Room, all Bedrooms and Family Room. For the number and location of connection points, please refer to "the Schedule of Mechanical & Electrical Provisions".</p>
(g)	電力裝置	Electrical installations	<p>電線均採用暗藏式電線喉管安裝方法，除部份明電線喉管可能藏於假天花、假陣、石膏板圍邊、裝飾線、廚櫃內。每戶均裝有配電箱及包括漏電保護。提供三相電力供電並備有配電箱及微型斷路器。 有關電插座及空調機接駁點之數目及位置，請參閱「機電裝置數量說明表」。</p>	<p>All cables are in concealed conduit system, except some surface conduits maybe enclosed in false ceiling, bulkhead, mouldings, cornices, kitchen cabinets. Miniature circuit breakers (MCB) board completed with residual current protection is provided for each house. Three phase electricity supply with MCB board and Miniature Circuit Breakers are provided. For the number and location of power points and air-conditioner points, Please refer to "the Schedule of Mechanical & Electrical Provisions".</p>
(h)	氣體供應	Gas supply	<p>煤氣喉接駁廚房煤氣煮食爐、天台燒烤爐、天台 (1-3 及 5-7 號洋房) 煤氣熱水爐、煤氣爐的混凝土底座 (8-12 及 15-18 號洋房) 煤氣熱水爐。</p>	<p>Town gas supply pipes are provided and connected to gas hobs at kitchens, BBQ grills on roofs, gas water heaters on roofs (House 1-3 and 5-7), gas water heaters at concrete plinth for town gas heater (House 8-12 and 15-18).</p>
(i)	洗衣機接駁點	Washing machine connection point	<p>洗衣機接駁點位於傭人房 (1-3 及 5-7 號洋房) 及化妝間 (8-12 及 15-18 號洋房)。 設有洗衣機來水接駁喉位及去水接駁喉位。</p>	<p>Washer dryer connection point is located in Maid Room (House 1-3 and 5-7) and Powder Room (House 8-12 and 15-18). Water point and drain point are provided.</p>
(j)	供水	Water supply	<p>冷熱水喉管全部採用有膠層保護之暗藏銅喉。廚房及浴室均有熱水供應。 除部份隱藏於混凝土內之水管外，其他部分的水管均為外露。外露的水管可能被假天花、假陣、櫃、面板、非混凝土間隔牆、指定之管導槽位或其他物料遮蓋或暗藏。</p>	<p>PVC-coated concealed copper pipes are provided for both hot and cold water supply. Hot water supply for Bathroom and Kitchen. Other than those parts of water pipes concealed within concrete, the rest of the water pipes are exposed. The exposed water pipes may be covered or hidden by false ceilings, bulkheads, cabinets, claddings, non-concrete partition walls, designated pipe ducts or other materials.</p>

4. 雜項

Miscellaneous

	細項	Item	描述	Description
(a)	升降機	Lifts	- 所有洋房配備「日立」升降機。(型號：VAG-2T) - 1-3 及 5-7 號洋房所停層數 - 停車場(一樓主層)、地下、一樓及二樓。 - 8-12 及 15-18 號洋房所停層數 - 停車場(地下主低層)、地下、一樓及二樓。	- All House fitted with "HITACHI" lift (Model Number: VAG-2T) - House 1-3 and 5-7 : Floors Served - Carpark Floor (Master First Floor), G/F, 1/F and 2/F - House 8-12 and 15-18: Floors Served - Carpark Floor (Master Lower Ground Floor), G/F, 1/F and 2/F
(b)	信箱	Letter box	- 金屬信箱。	- Metal letter box
(c)	垃圾收集	Refuse collection	- 垃圾回收房設於地下主低層及一樓主層。 - 垃圾收集及物料回收房設於地下主層近發展項目入口。 - 垃圾由清潔工人收集及運走。	- Recycling refuse rooms are located on Master Lower Ground Floor and Master First Floor. - Refuse storage and material recovery room is located on Master Ground Floor near the main entrance of the development. - Collection and removal of refuse by cleaners.
(d)	水錶、電錶及氣體錶	Water meter, electricity meter and gas meter	- 所有洋房安裝獨立水錶、電錶及氣體錶。 - 水錶設於地下主低層及一樓主層水錶房。 - 電錶設於每間洋房的電掣房。 - 煤氣錶設於風櫃房、私人花園及煤氣爐的混凝土底座。	- Separate meters for potable water, electricity and town gas are installed for all Houses. - Potable water meters located in water meter rooms on Master Lower Ground Floor and Master First Floor. - Electricity meters located in electrical room of each house. - Town gas meters located in Air Handling Unit Room, private garden and concrete plinth for town gas heater.

5. 保安設施

Security facilities

	細項	Item	描述	Description
	保安系統	Security System	- 屋苑入口沿緊急車輛通道、綠化範圍、停車場(地下主低層及一樓主層)、圍牆及所有洋房的花園均有閉路電視監察系統。 - 洋房停車場入口大門及洋房地下大閘入口均設門鈴裝置。 - 洋房停車場入口大門、地下大堂及洋房地下大閘入口提供訪客對講機。 - 洋房門及窗裝有感應器及爆玻璃警報器。 - 洋房內設有緊急警報裝置。 - 沿發展項目邊界裝有電網系統、閉路電視、熱感應閉路電視、警示燈、蜂鳴警報。	- CCTV security systems are installed at main entrance along emergency vehicular access, greenery area, carpark floor (Master Lower Ground Floor and Master First Floor), fence wall and the garden of all houses. - Door bell is equipped at the house entrance on carpark floor and the entrance gate of the House on the ground floor. - Visitor panel is provided at the house entrance on carpark floor, ground floor lobby and the entrance gate of the House on the ground floor. - Contact sensor and glass break sensor are equipped at entrance door and each window of each House. - Panic alarm button is equipped at each House. - Electrical fencing, CCTV, thermal camera, flood light and buzzer alarm are provided along the boundary of the development.

備註：賣方承諾如該項目中沒有安裝於第 4(a) 及 6 項所指明的品牌名稱或產品型號的升降機或設備，便會安裝品質相若的升降機或設備。

Note: The vendor undertakes that if lifts or appliances of the specified brand name or model number as stated respectively in items 4(a) and 6 are not installed in the development, lifts or appliances of comparable quality will be installed.

6. 設備
Appliances

機電設備說明表 Electrical Appliances Schedule																				
位置 Location	設備 Appliance	品牌 Brand	產品型號 Model Number	洋房號碼 House Number																
				H1	H2	H3	H5	H6	H7	H8	H9	H10	H11	H12	H15	H16	H17	H18		
廚房 Kitchen	雪櫃連冰箱 Fridge-Freezer	Sub-Zero	ICBBI-42S	-	-	-	-	-	-	-	Y	Y	Y	Y	Y	Y	Y	Y		
			ICBBI-48S	Y	Y	-	Y	Y	Y	-	-	-	-	-	-	-	-	-	-	
		V-Zug	CO9205H3VIR	-	-	Y	-	-	-	-	-	-	-	-	-	-	-	-	-	-
			FR6205NH3VIR	-	-	Y	-	-	-	-	-	-	-	-	-	-	-	-	-	-
	氣體煮食爐 Gas Hob	Wolf	ICBCG152T/S	Y	Y	-	Y	Y	Y	Y	Y	Y	Y	Y	Y	Y	Y	Y	Y	
			ICBMM15TF/S	Y	Y	-	Y	Y	Y	Y	Y	Y	Y	Y	Y	Y	Y	Y	Y	Y
		V-Zug	GAS311GKBZ	-	-	Y	-	-	-	-	-	-	-	-	-	-	-	-	-	-
	GAS321GKBZ	-	-	Y	-	-	-	-	-	-	-	-	-	-	-	-	-	-	-	
	電磁煮食爐 Induction Hob	V-Zug	GK27TIMS.2F	-	-	Y	-	-	-	-	-	-	-	-	-	-	-	-	-	
	抽油煙機 Cooker Hood	Wolf	ICBPW482418	Y	Y	-	Y	Y	Y	Y	Y	Y	Y	Y	Y	Y	Y	Y	Y	
		V-Zug	DWPQ12g	-	-	Y	-	-	-	-	-	-	-	-	-	-	-	-	-	
	焗爐 Oven	Wolf	ICBSO30PM/S/PH	Y	Y	-	Y	Y	Y	Y	Y	Y	Y	Y	Y	Y	Y	Y	Y	
		V-Zug	BCSLP60	-	-	Y	-	-	-	-	-	-	-	-	-	-	-	-	-	
	蒸爐 Steam Oven	Wolf	ICBCSO30PM/S/PH	Y	Y	-	Y	Y	Y	Y	Y	Y	Y	Y	Y	Y	Y	Y	Y	
	蒸焗一體爐 Combi - Steam Oven	V-Zug	CSTXSLZ60_CN	-	-	Y	-	-	-	-	-	-	-	-	-	-	-	-	-	
			CSTMSLQ60Hg	-	-	Y	-	-	-	-	-	-	-	-	-	-	-	-	-	-
	咖啡機 Coffee Machine	Wolf	ICBEC24/S	Y	Y	-	Y	Y	Y	-	-	-	-	-	-	-	-	-	-	
		V-Zug	CCSXL60g	-	-	Y	-	-	-	-	-	-	-	-	-	-	-	-	-	
	暖櫃 Warming Drawer	Wolf	ICBWW30	Y	Y	-	Y	Y	Y	Y	Y	Y	Y	Y	Y	Y	Y	Y	Y	
		V-Zug	WS60144g	-	-	Y	-	-	-	-	-	-	-	-	-	-	-	-	-	
	暖杯碟櫃 Cup warming Drawer	Wolf	ICBCW24/S	Y	Y	-	-	-	-	-	-	-	-	-	-	-	-	-	-	
	電視 Television	Oolaa	KTV1.0	Y	Y	Y	Y	Y	Y	Y	Y	Y	Y	Y	Y	Y	Y	Y	Y	
	洗碗碟機 Dishwasher	美諾 Miele	G 7360 SCVi	Y	Y	-	Y	Y	Y	Y	Y	Y	Y	Y	Y	Y	Y	Y	Y	
V-Zug		GS60SLZVi	-	-	Y	-	-	-	-	-	-	-	-	-	-	-	-	-		
真空櫃 Vacuum Drawer	V-Zug	VS60144g	-	-	Y	-	-	-	-	-	-	-	-	-	-	-	-	-		
廚餘處理機 Waste Disposal Unit	Franke	TE-75	-	-	Y	-	-	-	-	-	-	-	-	-	-	-	-	-		
濾水器 Water Filter	Dornbracht	12.893.970.90	-	-	Y	-	-	-	-	-	-	-	-	-	-	-	-	-		

備註：
1. 「Y」代表「提供」。
2. 「-」代表「不提供」。

Notes:
1. "Y" denotes "Provided".
2. "-" denotes "Not Provided".

6. 設備
Appliances

機電設備說明表 Electrical Appliances Schedule																					
位置 Location	設備 Appliance	品牌 Brand	產品型號 Model Number	洋房號碼 House Number																	
				H1	H2	H3	H5	H6	H7	H8	H9	H10	H11	H12	H15	H16	H17	H18			
備餐室 Pantry	微波爐 Microwave Oven	Wolf	ICBMDD30PM/S/PH	-	-	-	Y	Y	Y	-	-	-	-	-	-	-	-	-			
			ICBSPO30PM	Y	Y	-	-	-	-	-	-	-	-	-	-	-	-	-	-		
	酒櫃 Wine Storage	Sub-Zero	ICBIW-24	Y	Y	-	-	Y	Y	-	-	-	-	-	-	-	-	-	-		
			ICBUW-24	-	-	-	Y	-	-	Y	Y	Y	Y	Y	Y	Y	Y	-	Y		
			ICBDEC2450W	-	-	-	-	-	-	-	-	-	-	-	-	-	-	Y	-	-	
	雪櫃連冰箱抽屜 Refrigerator and Freezer Drawers	Sub-Zero	WC6205H1VIR/L	-	-	Y	-	-	-	-	-	-	-	-	-	-	-	-	-		
ICBID-30CI			Y	Y	-	-	-	-	-	-	-	-	-	-	-	-	-	-	-		
	雪櫃抽屜 Refrigerator Drawers		ICBID-24RO	-	-	-	Y	Y	-	Y	Y	Y	Y	Y	Y	Y	Y	Y			
睡房 1 浴室 Bedroom 1 Bathroom	電視 Television	Oolaa	BTV19	Y	Y	-	Y	Y	Y	Y	Y	Y	Y	Y	Y	Y	Y	Y	Y		
睡房 2 浴室 Bedroom 2 Bathroom				Y	Y	Y	Y	Y	Y	Y	Y	Y	Y	Y	Y	Y	Y	Y	Y	Y	
睡房 3 浴室 / 洗手間 Bedroom 3 Bathroom/Lavatory				BTV19	Y	Y	Y	Y	Y	Y	Y	Y	Y	-	Y	Y	Y	Y	Y	Y	
				BTV17	-	-	-	-	-	-	-	-	-	Y	-	-	-	-	-	-	-
睡房 4 浴室 Bedroom 4 Bathroom			BTV19	Y	Y	Y	Y	Y	Y	-	-	-	-	-	-	-	-	-	-	-	
睡房 5 浴室 Bedroom 5 Bathroom				Y	Y	Y	Y	Y	Y	-	-	-	-	-	-	-	-	-	-	-	
睡房 6 浴室 Bedroom 6 Bathroom				Y	-	Y	-	Y	Y	-	-	-	-	-	-	-	-	-	-	-	
健身室浴室 Gym Room Bathroom				Y	Y	-	Y	Y	Y	-	-	-	-	-	-	-	-	-	-	-	-
主人睡房浴室 Master Bedroom Bathroom				-	-	-	-	-	-	Y	Y	Y	Y	Y	Y	Y	Y	Y	Y	Y	Y
步入式衣帽間浴室 Walk-In Closet Bathroom				-	-	-	-	-	-	Y	Y	Y	Y	Y	Y	Y	Y	Y	Y	Y	Y

備註：

- 「Y」代表「提供」。
- 「-」代表「不提供」。

Notes:

- "Y" denotes "Provided".
- "-" denotes "Not Provided".

6. 設備
Appliances

機電設備說明表 Electrical Appliances Schedule																		
位置 Location	設備 Appliance	品牌 Brand	產品型號 Model Number	洋房號碼 House Number														
				H1	H2	H3	H5	H6	H7	H8	H9	H10	H11	H12	H15	H16	H17	H18
睡房 1 浴室 Bedroom 1 Bathroom	鏡子除霧器 Mirror Defogster	Defogster	BS002	Y	Y	-	Y	Y	Y	Y	Y	Y	Y	Y	Y	Y	Y	
睡房 2 浴室 Bedroom 2 Bathroom				Y	Y	-	Y	Y	Y	Y	Y	Y	Y	Y	Y	Y	Y	Y
睡房 3 浴室 / 洗手間 Bedroom 3 Bathroom/Lavatory				Y	Y	-	Y	Y	Y	Y	Y	Y	Y	Y	Y	Y	Y	Y
睡房 4 浴室 Bedroom 4 Bathroom				Y	Y	-	Y	Y	Y	-	-	-	-	-	-	-	-	-
睡房 5 浴室 Bedroom 5 Bathroom				Y	Y	-	Y	Y	Y	-	-	-	-	-	-	-	-	-
睡房 6 浴室 Bedroom 6 Bathroom				Y	-	-	-	Y	Y	-	-	-	-	-	-	-	-	-
主人睡房浴室 Master Bedroom Bathroom				-	-	-	-	-	-	Y	Y	Y	Y	Y	Y	Y	Y	Y
步入式衣帽間浴室 Walk-In Closet Bathroom				-	-	-	-	-	-	Y	Y	Y	Y	Y	Y	Y	Y	Y
健身室浴室 Gym Room Bathroom				Y	Y	-	Y	Y	Y	-	-	-	-	-	-	-	-	-
睡房 1 浴室 Bedroom 1 Bathroom	地暖系統 Floor Heating System	Raychem	T2BLUE-20W/M	Y	Y	Y	Y	Y	Y	Y	Y	Y	Y	Y	Y	Y		
睡房 2 浴室 Bedroom 2 Bathroom				Y	Y	Y	Y	Y	Y	Y	Y	Y	Y	Y	Y	Y	Y	
睡房 3 浴室 / 洗手間 Bedroom 3 Bathroom/Lavatory				Y	Y	Y	Y	Y	Y	Y	Y	Y	Y	Y	Y	Y	Y	Y
睡房 4 浴室 Bedroom 4 Bathroom				Y	Y	Y	Y	Y	Y	-	-	-	-	-	-	-	-	-
睡房 5 浴室 Bedroom 5 Bathroom				Y	Y	Y	Y	Y	Y	-	-	-	-	-	-	-	-	-
睡房 6 浴室 Bedroom 6 Bathroom				Y	-	Y	-	Y	Y	-	-	-	-	-	-	-	-	-
主人睡房浴室 Master Bedroom Bathroom				-	-	-	-	-	-	Y	Y	Y	Y	Y	Y	Y	Y	Y
步入式衣帽間浴室 Walk-In Closet Bathroom				-	-	-	-	-	-	Y	Y	Y	Y	Y	Y	Y	Y	Y
健身室浴室 Gym Room Bathroom				Y	Y	Y	Y	Y	Y	-	-	-	-	-	-	-	-	-

備註：

- 「Y」代表「提供」。
- 「-」代表「不提供」。

Notes:

- "Y" denotes "Provided".
- "-" denotes "Not Provided".

6. 設備
Appliances

機電設備說明表 Electrical Appliances Schedule																		
位置 Location	設備 Appliance	品牌 Brand	產品型號 Model Number	洋房號碼 House Number														
				H1	H2	H3	H5	H6	H7	H8	H9	H10	H11	H12	H15	H16	H17	H18
睡房 4 浴室 Bedroom 4 Bathroom	電熱毛巾架 Towel Warmer	Avenir	TRH3-65	-	Y	-	Y	-	-	-	-	-	-	-	-	-	-	
睡房 5 浴室 Bedroom 5 Bathroom				Y	Y	-	Y	Y	Y	-	-	-	-	-	-	-	-	-
睡房 6 浴室 Bedroom 6 Bathroom				Y	-	-	-	Y	Y	-	-	-	-	-	-	-	-	-
主人睡房浴室 Master Bedroom Bathroom				-	-	-	-	-	-	Y	Y	Y	Y	Y	Y	Y	Y	Y
步入式衣帽間浴室 Walk-In Closet Bathroom				-	-	-	-	-	-	Y	Y	Y	Y	Y	Y	Y	Y	Y
睡房 5 浴室 Bedroom 5 Bathroom		Vola	T39EL-3-65	-	-	Y	-	-	-	-	-	-	-	-	-	-		
睡房 6 浴室 Bedroom 6 Bathroom				-	-	Y	-	-	-	-	-	-	-	-	-	-		

備註：

- 「Y」代表「提供」。
- 「-」代表「不提供」。

Notes:

- "Y" denotes "Provided".
- "-" denotes "Not Provided".

6. 設備
Appliances

機電設備說明表 Electrical Appliances Schedule																		
位置 Location	設備 Appliance	品牌 Brand	產品型號 Model Number	洋房號碼 House Number														
				H1	H2	H3	H5	H6	H7	H8	H9	H10	H11	H12	H15	H16	H17	H18
睡房 1 Bedroom 1	屏幕內揚聲器 In-Screen Speaker	Wisdom	Sage Cinema Point 2V2	-	-	Y	-	-	-	-	-	-	-	-	-	-	-	
	入牆式揚聲器 In-Wall Speaker		P4i	-	-	Y	-	-	-	-	-	-	-	-	-	-	-	
	入天花式喇叭 In-Ceiling Speaker		ICS7a	-	-	Y	-	-	-	-	-	-	-	-	-	-	-	
	重低音喇叭 Subwoofer	Velodyne	DD-15+	-	-	Y	-	-	-	-	-	-	-	-	-	-	-	
	處理器 Processor	Lexicon	MC-10	-	-	Y	-	-	-	-	-	-	-	-	-	-	-	
	擴音機 Amplifier	Sunfire	TGA-7201	-	-	Y	-	-	-	-	-	-	-	-	-	-	-	
	無線麥克風 Wireless Mic	Sennheiser	EW100 G4-945-S	-	-	Y	-	-	-	-	-	-	-	-	-	-	-	
	卡拉 OK 系統 Karaoke System	Super Master	ISEE-2019	-	-	Y	-	-	-	-	-	-	-	-	-	-	-	
	卡拉 OK 混音器 Karaoke Mixer	JBL	KX-200	-	-	Y	-	-	-	-	-	-	-	-	-	-	-	
	藍光播放器 Blu-ray Player	Pioneer	UDP-LX500	-	-	Y	-	-	-	-	-	-	-	-	-	-	-	
	控制系統 Control System	Crestron	-	-	-	Y	-	-	-	-	-	-	-	-	-	-	-	
	4K 投影機 4K Projector	索尼 Sony	VPL-VW570ES/W	-	-	Y	-	-	-	-	-	-	-	-	-	-	-	
固定螢幕 Fix Screen	Stewart	WSDQ135HST13G4EZX	-	-	Y	-	-	-	-	-	-	-	-	-	-	-		
儲藏室 (1-2 號洋房) Store Room (House 1-2) 傭人房 (3 及 5-7 號洋房) Maid Room (House 3 and 5-7) 化妝間 (8-12 及 15-18 號洋房) Powder Room (House 8-12 and 15-18)	洗衣機 Washing Machine	美諾 Miele	WWV 980 WPS	Y	Y	-	Y	Y	Y	Y	Y	Y	Y	Y	Y	Y	Y	
		V-Zug	AW4TOHCL	-	-	Y	-	-	-	-	-	-	-	-	-	-	-	-
	乾衣機 Tumble Dryer	美諾 Miele	TWV 680 WP	Y	Y	-	Y	Y	Y	Y	Y	Y	Y	Y	Y	Y	Y	Y
		V-Zug	AT6TWHWL	-	-	Y	-	-	-	-	-	-	-	-	-	-	-	-
天台 Roof	燒烤爐 Barbecue Grille	Blueflame	TBQ-121F	Y	Y	Y	Y	Y	Y	Y	Y	Y	Y	Y	Y	Y	Y	

備註：

- 「Y」代表「提供」。
- 「-」代表「不提供」。

Notes:

- "Y" denotes "Provided".
- "-" denotes "Not Provided".

6. 設備
Appliances

抽氣扇及浴室寶 Exhaust Fans and Thermo Ventilator																		
位置 Location	設備 Appliance	品牌 Brand	產品型號 Model Number	洋房號碼 House Number														
				H1	H2	H3	H5	H6	H7	H8	H9	H10	H11	H12	H15	H16	H17	H18
廚房 Kitchen	抽氣扇 Exhaust Fan	Fantech	DPT20-54B	Y	Y	Y	Y	Y	Y	-	-	-	-	-	-	-	-	-
		Fantech	DPT15-42B	-	-	-	-	-	-	Y	Y	Y	Y	Y	Y	Y	Y	Y
備餐室 Pantry	抽氣扇 Exhaust Fan	Fantech	DPT20-54B	Y	Y	Y	Y	Y	Y	-	-	-	-	-	-	-	-	-
		Fantech	DPT15-42B	-	-	-	-	-	-	Y	Y	Y	Y	Y	Y	Y	Y	Y
地下層化妝間及飯廳洗手間 (適用於3及6號洋房) G/F Powder Room and Dining Room Lavatory (for House 3 and 6)	抽氣扇 Exhaust Fan	Fantech	DPT10-24B	Y	Y	Y	Y	Y	Y	-	-	-	-	-	-	-	-	-
		Fantech	DPT15-32B	-	-	-	-	-	-	Y	Y	Y	Y	Y	Y	Y	Y	Y
1號洋房雜物間洗手間和儲藏室 洗手間、2、5及7號洋房洗手間、 3及6號洋房傭人房洗手間、8-12 及15-18號洋房洗手間 House 1 Utility Room Lavatory and Store Room Lavatory, House 2, 5 and 7 Lavatory, House 3 and 6 Maid Room Lavatory, House 8-12 and 15-18 Lavatory	抽氣扇 Exhaust Fan	Fantech	DPT10-24B	Y	Y	Y	Y	Y	Y	Y	Y	Y	Y	Y	Y	Y	Y	Y
一樓化妝間 1/F Powder Room	抽氣扇 Exhaust Fan	Fantech	DPT10-24B	Y	Y	Y	Y	Y	Y	-	-	-	-	-	-	-	-	-
睡房1浴室 Bedroom 1 Bathroom	抽氣扇 Exhaust Fan	Fantech	DPT15-32B	Y	-	Y	-	Y	Y	Y	Y	Y	Y	Y	Y	Y	Y	Y
		Fantech	DPT15-42B	-	Y	-	Y	-	-	-	-	-	-	-	-	-	-	-
	浴室寶 Thermo Ventilator	樂聲 Panasonic	FV-40BE3H	Y	Y	Y	Y	Y	Y	Y	Y	Y	Y	Y	Y	Y	Y	Y
睡房2浴室 Bedroom 2 Bathroom	抽氣扇 Exhaust Fan	Fantech	DPT15-32B	-	-	-	-	-	-	Y	Y	Y	Y	Y	Y	Y	Y	Y
		Fantech	DPT15-42B	Y	Y	Y	Y	Y	Y	-	-	-	-	-	-	-	-	-
	浴室寶 Thermo Ventilator	樂聲 Panasonic	FV-40BE3H	Y	Y	Y	Y	Y	Y	Y	Y	Y	Y	Y	Y	Y	Y	Y
睡房3浴室/洗手間 Bedroom 3 Bathroom/Lavatory	抽氣扇 Exhaust Fan	Fantech	DPT15-32B	-	-	-	-	-	-	Y	Y	Y	Y	Y	Y	Y	Y	Y
		Fantech	DPT15-42B	Y	Y	Y	Y	Y	Y	-	-	-	-	-	-	-	-	-
	浴室寶 Thermo Ventilator	樂聲 Panasonic	FV-40BE3H	Y	Y	Y	Y	Y	Y	Y	Y	Y	Y	Y	Y	Y	Y	Y
睡房4浴室 Bedroom 4 Bathroom	抽氣扇 Exhaust Fan	Fantech	DPT15-42B	Y	Y	Y	Y	Y	Y	-	-	-	-	-	-	-	-	-
	浴室寶 Thermo Ventilator	樂聲 Panasonic	FV-40BE3H	Y	Y	Y	Y	Y	Y	-	-	-	-	-	-	-	-	-

備註：

- 「Y」代表「提供」。
- 「-」代表「不提供」。

Notes:

- "Y" denotes "Provided".
- "-" denotes "Not Provided".

6. 設備
Appliances

抽氣扇及浴室寶 Exhaust Fans and Thermo Ventilator																		
位置 Location	設備 Appliance	品牌 Brand	產品型號 Model Number	洋房號碼 House Number														
				H1	H2	H3	H5	H6	H7	H8	H9	H10	H11	H12	H15	H16	H17	H18
睡房 5 浴室 Bedroom 5 Bathroom	抽氣扇 Exhaust Fan	Fantech	DPT15-42B	Y	Y	Y	Y	Y	Y	-	-	-	-	-	-	-	-	-
	浴室寶 Thermo Ventilator	樂聲 Panasonic	FV-40BE3H	Y	Y	Y	Y	Y	Y	-	-	-	-	-	-	-	-	-
睡房 6 浴室 Bedroom 6 Bathroom	抽氣扇 Exhaust Fan	Fantech	DPT15-32B	-	-	-	-	-	Y	-	-	-	-	-	-	-	-	-
	浴室寶 Thermo Ventilator	Fantech	DPT15-42B	Y	-	Y	-	Y	-	-	-	-	-	-	-	-	-	-
主人睡房浴室 Master Bedroom Bathroom	抽氣扇 Exhaust Fan	Fantech	DPT15-42B	-	-	-	-	-	-	Y	Y	Y	Y	Y	Y	Y	Y	Y
	浴室寶 Thermo Ventilator	樂聲 Panasonic	FV-40BE3H	-	-	-	-	-	-	Y	Y	Y	Y	Y	Y	Y	Y	Y
步入式衣帽間浴室 Walk-In Closet Bathroom	抽氣扇 Exhaust Fan	Fantech	DPT15-42B	-	-	-	-	-	-	Y	Y	Y	Y	Y	Y	Y	Y	Y
	浴室寶 Thermo Ventilator	樂聲 Panasonic	FV-40BE3H	-	-	-	-	-	-	Y	Y	Y	Y	Y	Y	Y	Y	Y
健身室浴室 Gym Room Bathroom	抽氣扇 Exhaust Fan	Fantech	DPT15-42B	Y	Y	Y	Y	Y	Y	-	-	-	-	-	-	-	-	-
	浴室寶 Thermo Ventilator	樂聲 Panasonic	FV-40BE3H	Y	Y	Y	Y	Y	Y	-	-	-	-	-	-	-	-	-
停車場升降機大堂 Carpark Floor Lift Lobby	抽氣扇 Exhaust Fan	Systemair	CBF 160M	-	Y	-	-	Y	-	-	-	-	-	-	-	-	-	-
		Wolter	RF 150-4	Y	-	Y	Y	-	Y	Y	Y	Y	Y	Y	Y	Y	Y	Y

電動車充電器 EV Charger																		
位置 Location	設備 Appliance	品牌 Brand	產品型號 Model Number	洋房號碼 House Number														
				H1	H2	H3	H5	H6	H7	H8	H9	H10	H11	H12	H15	H16	H17	H18
停車場 Car Park	電動車充電器 EV Charger	LAFON	PULSE QC-50	Y	Y	Y	Y	Y	Y	Y	Y	Y	Y	Y	Y	Y	Y	Y
		Schneider	EVB1A22P2RI	Y	Y	Y	Y	Y	Y	Y	Y	Y	Y	Y	Y	Y	Y	Y

備註：
1. 「Y」代表「提供」。
2. 「-」代表「不提供」。

Notes:
1. "Y" denotes "Provided".
2. "-" denotes "Not Provided".

6. 設備
Appliances

分體式空調 Multi Air Conditioning System																			
位置 Location	設備 Appliance	品牌 Brand	產品型號 Model Number	洋房號碼 House Number															
				H1	H2	H3	H5	H6	H7	H8	H9	H10	H11	H12	H15	H16	H17	H18	
客廳、飯廳、起居室、所有睡房、步入式衣帽間、健身室（如有）、廚房、備餐室、升降機大堂及傭人房（如有） Living Room, Dining Room, Family Room, All Bedrooms, Walk-In Closet, Gym Room (if any), Kitchen, Pantry, Lift Lobby and Maid Room (if any)	室內機 Indoor Unit	大金 Daikin	FXDP22QPVC	Y	Y	Y	-	Y	-	Y	Y	Y	Y	Y	Y	Y	-		
			FXDP25QPVC	Y	Y	Y	Y	Y	Y	-	-	-	-	-	-	-	-	-	
			FXDP32QPVC	Y	Y	Y	Y	Y	-	Y	Y	Y	Y	Y	Y	Y	Y	Y	
			FXDP40QPVC	Y	Y	Y	Y	Y	Y	Y	Y	-	-	-	-	Y	Y	Y	
			FXDP50QPVC	Y	Y	Y	-	Y	Y	-	-	-	-	-	-	-	-	-	
			FXDP63QPVC	Y	Y	Y	Y	Y	Y	Y	Y	Y	Y	Y	Y	Y	Y	Y	
			FXDP80QPVC	Y	Y	Y	Y	Y	Y	Y	Y	Y	Y	Y	Y	Y	Y	Y	
			FXDP90QPVC	-	-	-	-	-	-	-	-	-	Y	Y	Y	Y	-	-	Y
			FXDP112QPVC	Y	Y	Y	-	Y	-	-	-	-	-	-	-	-	-	-	-
			FXAQ25PVE	-	-	-	-	-	-	-	Y	Y	Y	Y	Y	Y	Y	Y	Y
FBQ50EVE	-	-	Y	-	-	-	-	-	-	-	-	-	-	-	-	-			
廚房 Kitchen	鮮風機 Fresh Air Unit	大金 Daikin	FXMEP140AB	Y	Y	Y	Y	Y	Y	Y	Y	Y	Y	Y	Y	Y	Y		
冷氣機的混凝土底座（適用於 8-12 及 15-18 號洋房） Concrete Plinth For Air Conditioner Units (for House 8 - 12 and 15-18)	室外散熱機 Outdoor Condenser Unit		RUXYQ8BA	-	-	-	-	-	-	-	Y	Y	-	-	-	-	-		
			RUXYQ10BA	-	-	-	-	-	-	-	-	Y	Y	Y	Y	Y	Y	Y	
			RUXYQ24BA	-	-	-	-	-	-	-	-	Y	Y	-	-	-	Y	Y	
			RUXYQ32BA	-	-	-	-	-	-	-	-	-	Y	Y	Y	Y	-	-	Y
天台 Roof	室外散熱機 Outdoor Condenser Unit		RUXYQ8BA	Y	Y	Y	Y	Y	Y	-	-	-	-	-	-	-	-	-	
			RUXYQ38BA	-	-	-	Y	-	-	-	-	-	-	-	-	-	-	-	
			RUXYQ44BA	-	-	-	-	-	Y	-	-	-	-	-	-	-	-	-	
			RUXYQ46BA	-	Y	-	-	-	-	-	-	-	-	-	-	-	-	-	-
			RUXYQ50BA	-	-	Y	-	Y	-	-	-	-	-	-	-	-	-	-	-
		RUXYQ52BA	Y	-	-	-	-	-	-	-	-	-	-	-	-	-	-	-	
RZR50MVM	-	-	Y	-	-	-	-	-	-	-	-	-	-	-	-	-			

備註：
1. 「Y」代表「提供」。
2. 「-」代表「不提供」。

Notes:
1. "Y" denotes "Provided".
2. "-" denotes "Not Provided".

6. 設備
Appliances

風櫃及熱泵系統 Air Handling Unit & Heat Pump System																	
位置 Location	設備 Appliance	品牌 Brand	產品型號 Model Number	洋房號碼 House Number													
				H1	H2	H3	H5	H6	H7	H8	H9	H10	H11	H12	H15	H16	H17
風櫃房 Air Handling Unit Room	泳池熱泵系統 Swimming Pool Heat Pump System	Sustain E	HS-07SL	-	Y	-	-	-	-	-	-	-	-	-	-	-	-
泳池 Swimming Pool				-	Y	-	-	-	-	-	-	-	-	-	-	-	-
天台 Roof	泳池熱泵系統 Swimming Pool Heat Pump System	Sustain E	HACU-07	-	Y	-	-	-	-	-	-	-	-	-	-	-	-

煤氣爐 Town Gas Heater																		
位置 Location	設備 Appliance	品牌 Brand	產品型號 Model Number	洋房號碼 House Number														
				H1	H2	H3	H5	H6	H7	H8	H9	H10	H11	H12	H15	H16	H17	H18
煤氣爐的混凝土底座（適用於 8-12 及 15-18 號洋房） Concrete Plinth For Air Conditioner Units (for House 8 - 12 and 15-18)	熱水爐 Water Heater	Blueflame	NJW321TFL	-	-	-	-	-	-	Y	Y	Y	Y	Y	Y	Y	Y	
	熱水爐（泳池用） Water Heater (For Swimming Pool)			-	-	-	-	-	-	Y	Y	Y	Y	Y	-	-	Y	
天台 Roof	熱水爐 Water Heater			Y	Y	Y	Y	Y	Y	-	-	-	-	-	-	-	-	-
	熱水爐（泳池用） Water Heater (For Swimming Pool)			Y	Y	Y	Y	Y	Y	-	-	-	-	-	-	-	-	-

空氣潔淨器 Air Sterilizer																	
位置 Location	設備 Appliance	品牌 Brand	產品型號 Model Number	洋房號碼 House Number													
				H1	H2	H3	H5	H6	H7	H8	H9	H10	H11	H12	H15	H16	H17
廚房 Kitchen	空氣潔淨器 Air Sterilizer	Woofaa	VHE310	Y	Y	Y	Y	Y	Y	Y	Y	Y	Y	Y	Y	Y	Y

備註：
1. 「Y」代表「提供」。
2. 「-」代表「不提供」。

Notes:
1. "Y" denotes "Provided".
2. "-" denotes "Not Provided".

7. 機電裝置數量說明表
Schedule of Mechanical & Electrical Provisions

1 號洋房 House 1															
樓層 Floor	位置 Location	項目 Items													
		智能家居 控制板 Home Automation Panel Switch	燈位 Lighting Point	電源掣 Power Switch	電插座 Socket Outlet	升降插座 Pull Out Socket	接線座 Fused Spur Unit	冷氣機 接駁位 Air- conditioner Point	電動車 充電器 EV Charger	電視 / 電台 天線插座 TV/FM Outlet	數據插座 Data Outlet	電話插座 Telephone Outlet	緊急按鈕 Panic Button	感應掣 Sensor Switch	冷氣中央 控制器 AC Main Control
停車場 Carpark Floor	升降機大堂 Lift Lobby	-	2	-	1	-	-	-	-	-	-	-	-	-	-
	走廊 Corridor	1	2	-	-	-	1	-	-	-	-	-	-	-	-
	樓梯 Staircase	-	23	-	-	-	-	-	-	-	-	-	-	-	-
	停車場 Carpark	-	-	-	-	-	-	-	2	-	-	-	-	-	-
地下層 Ground Floor	客廳及飯廳 Living Room and Dining Room	5	15	-	10	-	20	4	-	4	4	4	-	1	-
	化妝間 Powder Room	-	4	-	1	-	1	-	-	-	-	-	-	-	-
	睡房 1 Bedroom 1	2	2	-	3	-	3	1	-	2	2	1	-	-	-
	睡房 1 浴室 Bedroom 1 Bathroom	-	4	-	3	-	6	-	-	1	-	-	-	-	-
	廚房及備餐室 Kitchen and Pantry	-	16	2	15	2	13	2	-	1	-	-	-	1	-
	雜物房 Utility Room	2	1	-	1	-	-	-	-	-	-	-	-	-	1
	雜物房洗手間 Utility Room Lavatory	-	1	-	1	-	-	-	-	-	-	-	-	-	-
	傭人房 Maid Room	1	1	-	1	-	3	1	-	-	-	-	-	-	-
	儲藏室 Store	1	2	-	1	-	3	-	-	-	-	-	-	-	-
	儲藏室洗手間 Store Room Lavatory	-	1	-	1	-	-	-	-	-	-	-	-	-	-
	升降機大堂 Lift Lobby	2	2	-	1	-	6	-	-	-	-	-	-	-	-
花園 Garden	-	30	-	5	-	-	-	-	-	-	-	-	-	-	

備註:

1. 上表顯示的數目代表提供的數量。
2. 上表 "-" 代表「不適用」或「不提供」。

Notes:

1. The numbers as shown in the above table denote the numbers provided.
2. The symbol "-" as shown in the above table denotes "Not Applicable" or "Not Provided".

7. 機電裝置數量說明表
Schedule of Mechanical & Electrical Provisions

1 號洋房 House 1															
樓層 Floor	位置 Location	項目 Items													
		智能家居 控制板 Home Automation Panel Switch	燈位 Lighting Point	電源掣 Power Switch	電插座 Socket Outlet	升降插座 Pull Out Socket	接線座 Fused Spur Unit	冷氣機 接駁位 Air- conditioner Point	電動車 充電器 EV Charger	電視 / 電台 天線插座 TV/FM Outlet	數據插座 Data Outlet	電話插座 Telephone Outlet	緊急按鈕 Panic Button	感應掣 Sensor Switch	冷氣中央 控制器 AC Main Control
一樓 First Floor	起居室 Family Room	2	3	-	5	-	8	1	-	2	2	2	-	-	-
	露台 Balcony	-	2	-	-	-	-	-	-	-	-	-	-	-	-
	睡房 2 Bedroom 2	2	3	-	4	-	8	1	-	2	2	2	1	-	-
	睡房 2 浴室 Bedroom 2 Bathroom	-	7	-	3	-	9	-	-	1	-	-	-	-	-
	睡房 2 步入式衣帽間 Bedroom 2 Walk-In Closet	2	1	-	1	-	2	1	-	-	-	-	1	-	-
	睡房 3 Bedroom 3	3	5	-	4	-	8	2	-	2	2	2	1	-	-
	睡房 3 浴室 Bedroom 3 Bathroom	-	9	-	3	-	7	-	-	1	-	-	-	-	-
	睡房 4 Bedroom 4	3	3	-	4	-	6	1	-	2	2	2	1	-	-
	睡房 4 浴室 Bedroom 4 Bathroom	-	10	-	2	-	7	-	-	1	-	-	-	-	-
	升降機大堂 Lift Lobby	1	14	-	-	-	5	1	-	-	-	-	-	-	-
	化妝間 Powder Room	-	2	-	1	-	-	-	-	-	-	-	-	-	-
樓梯 Staircase	1	10	-	-	-	-	-	-	-	-	-	-	-	-	

備註:

1. 上表顯示的數目代表提供的數量。
2. 上表 "-" 代表「不適用」或「不提供」。

Notes:

1. The numbers as shown in the above table denote the numbers provided.
2. The symbol "-" as shown in the above table denotes "Not Applicable" or "Not Provided".

7. 機電裝置數量說明表
Schedule of Mechanical & Electrical Provisions

1 號洋房 House 1															
樓層 Floor	位置 Location	項目 Items													
		智能家居 控制板 Home Automation Panel Switch	燈位 Lighting Point	電源掣 Power Switch	電插座 Socket Outlet	升降插座 Pull Out Socket	接線座 Fused Spur Unit	冷氣機 接駁位 Air- conditioner Point	電動車 充電器 EV Charger	電視 / 電台 天線插座 TV/FM Outlet	數據插座 Data Outlet	電話插座 Telephone Outlet	緊急按鈕 Panic Button	感應掣 Sensor Switch	冷氣中央 控制器 AC Main Control
二樓 Second Floor	起居室 Family Room	2	3	-	5	-	4	1	-	2	2	2	-	-	-
	露台 Balcony	-	2	-	-	-	-	-	-	-	-	-	-	-	-
	睡房 5 Bedroom 5	2	3	-	5	-	8	1	-	2	2	2	1	-	-
	睡房 5 浴室 Bedroom 5 Bathroom	1	10	-	3	-	9	-	-	1	-	-	-	-	-
	睡房 5 步入式衣帽間 Bedroom 5 Walk-In Closet	1	1	-	3	-	2	1	-	1	1	1	1	-	-
	睡房 6 Bedroom 6	3	3	-	5	-	8	1	-	2	2	2	1	-	-
	睡房 6 浴室 Bedroom 6 Bathroom	1	14	-	3	-	16	-	-	1	-	-	-	-	-
	睡房 6 步入式衣帽間 Bedroom 6 Walk-In Closet	1	4	-	2	-	2	1	-	1	1	1	1	-	-
	健身室 Gym Room	2	2	-	6	-	4	2	-	2	2	2	-	-	-
	健身室浴室 Gym Room Bathroom	-	8	-	3	-	7	-	-	1	-	-	-	-	-
	升降機大堂 Lift Lobby	-	3	-	-	-	-	1	-	-	-	-	-	-	-
樓梯 Staircase	2	11	-	-	-	-	-	-	-	-	-	-	-	-	
天台 Roof	天台 Roof	-	31	-	5	-	-	-	-	-	-	-	-	-	-
	樓梯 Staircase	1	1	-	1	-	2	-	-	-	-	-	-	-	-

備註:

1. 上表顯示的數目代表提供的數量。
2. 上表 "-" 代表「不適用」或「不提供」。

Notes :

1. The numbers as shown in the above table denote the numbers provided.
2. The symbol "-" as shown in the above table denotes "Not Applicable" or "Not Provided".

7. 機電裝置數量說明表
Schedule of Mechanical & Electrical Provisions

2 號洋房 House 2															
樓層 Floor	位置 Location	項目 Items													
		智能家居 控制板 Home Automation Panel Switch	燈位 Lighting Point	電源掣 Power Switch	電插座 Socket Outlet	升降插座 Pull Out Socket	接線座 Fused Spur Unit	冷氣機 接駁位 Air- conditioner Point	電動車 充電器 EV Charger	電視 / 電台 天線插座 TV/FM Outlet	數據插座 Data Outlet	電話插座 Telephone Outlet	緊急按鈕 Panic Button	感應掣 Sensor Switch	冷氣中央 控制器 AC Main Control
停車場 Carpark Floor	升降機大堂 Lift Lobby	-	3	-	1	-	-	-	-	-	-	-	-	-	-
	走廊 Corridor	1	5	-	-	-	1	-	-	-	-	-	-	-	-
	樓梯 Staircase	-	26	-	-	-	-	-	-	-	-	-	-	-	-
	停車場 Carpark	-	-	-	-	-	-	-	2	-	-	-	-	-	-
地下層 Ground Floor	客廳及飯廳 Living Room and Dining Room	5	15	-	8	-	13	3	-	3	3	3	-	1	-
	化妝間 Powder Room	-	4	-	-	-	4	-	-	-	-	-	-	-	-
	甲板區 Deck Area	1	8	-	-	-	12	-	-	-	-	-	-	-	-
	廚房及備餐室 Kitchen and Pantry	-	16	2	15	2	13	2	-	1	-	-	-	1	-
	雜物房 Utility Room	2	1	-	1	-	1	-	-	-	-	-	-	-	1
	傭人房 Maid Room	1	1	-	2	-	2	1	-	-	-	-	-	-	-
	儲藏室 Store	1	1	-	2	-	-	-	-	-	-	-	-	-	-
	洗手間 Lavatory	-	1	-	-	-	1	-	-	-	-	-	-	-	-
	升降機大堂 Lift Lobby	3	6	-	1	-	6	1	-	-	-	-	-	-	-
	樓梯 Staircase	-	2	-	-	-	-	-	-	-	-	-	-	-	-
花園 Garden	-	20	-	5	-	-	-	-	-	-	-	-	-	-	

備註:

1. 上表顯示的數目代表提供的數量。
2. 上表 "-" 代表「不適用」或「不提供」。

Notes :

1. The numbers as shown in the above table denote the numbers provided.
2. The symbol "-" as shown in the above table denotes "Not Applicable" or "Not Provided".

7. 機電裝置數量說明表
Schedule of Mechanical & Electrical Provisions

2 號洋房 House 2															
樓層 Floor	位置 Location	項目 Items													
		智能家居 控制板 Home Automation Panel Switch	燈位 Lighting Point	電源掣 Power Switch	電插座 Socket Outlet	升降插座 Pull Out Socket	接線座 Fused Spur Unit	冷氣機 接駁位 Air- conditioner Point	電動車 充電器 EV Charger	電視 / 電台 天線插座 TV/FM Outlet	數據插座 Data Outlet	電話插座 Telephone Outlet	緊急按鈕 Panic Button	感應掣 Sensor Switch	冷氣中央 控制器 AC Main Control
一樓 First Floor	起居室 Family Room	2	3	-	5	-	5	1	-	2	2	2	-	-	-
	露台 Balcony	-	2	-	-	-	-	-	-	-	-	-	-	-	-
	睡房 1 Bedroom 1	2	3	-	5	-	9	1	-	2	2	2	1	-	-
	睡房 1 浴室 Bedroom1 Bathroom	-	10	-	3	-	11	-	-	1	-	-	-	-	-
	睡房 1 步入式衣帽間 Bedroom 1 Walk-In Closet	2	1	-	1	-	3	1	-	-	-	-	1	-	-
	睡房 2 Bedroom 2	3	5	-	4	-	10	2	-	2	2	2	1	-	-
	睡房 2 浴室 Bedroom2 Bathroom	-	10	-	3	-	9	-	-	1	-	-	-	-	-
	睡房 3 及步入式衣帽間 Bedroom 3 and Walk-In Closet	3	3	-	4	-	7	1	-	2	2	2	1	-	-
	睡房 3 浴室 Bedroom3 Bathroom	-	11	1	3	-	7	-	-	1	-	-	-	-	-
	升降機大堂 Lift Lobby	1	14	-	-	-	6	1	-	-	-	-	-	-	-
	化妝間 Powder Room	-	1	-	-	-	-	-	-	-	-	-	-	-	-
樓梯 Staircase	1	7	-	-	-	-	-	-	-	-	-	-	-	-	

備註:

1. 上表顯示的數目代表提供的數量。
2. 上表 "-" 代表「不適用」或「不提供」。

Notes :

1. The numbers as shown in the above table denote the numbers provided.
2. The symbol "-" as shown in the above table denotes "Not Applicable" or "Not Provided".

7. 機電裝置數量說明表
Schedule of Mechanical & Electrical Provisions

2 號洋房 House 2															
樓層 Floor	位置 Location	項目 Items													
		智能家居 控制板 Home Automation Panel Switch	燈位 Lighting Point	電源掣 Power Switch	電插座 Socket Outlet	升降插座 Pull Out Socket	接線座 Fused Spur Unit	冷氣機 接駁位 Air- conditioner Point	電動車 充電器 EV Charger	電視 / 電台 天線插座 TV/FM Outlet	數據插座 Data Outlet	電話插座 Telephone Outlet	緊急按鈕 Panic Button	感應掣 Sensor Switch	冷氣中央 控制器 AC Main Control
二樓 Second Floor	起居室 Family Room	2	3	-	5	-	5	1	-	2	2	2	-	-	-
	露台 Balcony	-	2	-	-	-	-	-	-	-	-	-	-	-	-
	睡房 4 Bedroom 4	2	3	-	5	-	9	1	-	2	2	2	1	-	-
	睡房 4 浴室 Bedroom 4 Bathroom	-	11	-	3	-	12	-	-	1	-	-	-	-	-
	睡房 4 步入式衣帽間 Bedroom 4 Walk-In Closet	2	1	-	1	-	3	1	-	-	-	-	1	-	-
	睡房 5 Bedroom 5	2	3	-	4	-	9	1	-	2	2	2	1	-	-
	睡房 5 浴室 Bedroom 5 Bathroom	-	16	-	4	-	19	-	-	1	-	-	-	-	-
	睡房 5 步入式衣帽間 Bedroom 5 Walk-In Closet	2	5	-	2	-	2	1	-	-	-	-	1	-	-
	健身室 Gym Room	2	3	-	6	-	5	2	-	2	2	2	1	-	-
	健身室浴室 Gym Room Bathroom	-	7	-	3	-	7	-	-	1	-	-	-	-	-
	升降機大堂 Lift Lobby	1	3	-	-	-	1	1	-	-	-	-	-	-	-
樓梯 Staircase	1	10	-	-	-	-	-	-	-	-	-	-	-	-	
天台 Roof	天台 Roof	-	27	-	6	-	-	-	-	-	-	-	-	-	-
	樓梯 Staircase	1	1	-	1	-	2	-	-	-	-	-	-	-	-

備註:

1. 上表顯示的數目代表提供的數量。
2. 上表 "-" 代表「不適用」或「不提供」。

Notes :

1. The numbers as shown in the above table denote the numbers provided.
2. The symbol "-" as shown in the above table denotes "Not Applicable" or "Not Provided".

7. 機電裝置數量說明表

Schedule of Mechanical & Electrical Provisions

3 號洋房 House 3																
樓層 Floor	位置 Location	項目 Items														
		智能家居 控制板 Home Automation Panel Switch	燈位 Lighting Point	電源掣 Power Switch	電插座 Socket Outlet	升降插座 Pull Out Socket	USB 電插座 USB Socket	接線座 Fused Spur Unit	冷氣機 接駁位 Air- conditioner Pomt	電動車 充電器 EV Charger	電視 / 電台 天線插座 TV/FM Outlet	數據插座 Data Outlet	電話插座 Telephone Outlet	緊急按鈕 Panic Button	感應掣 Sensor Switch	冷氣中央 控制器 AC Main Control
停車場 Carpark Floor	升降機大堂 Lift Lobby	-	6	-	1	-	-	1	-	-	-	-	-	-	-	-
	走廊 Corridor	1	3	-	-	-	-	-	-	-	-	-	-	-	-	-
	樓梯 Staircase	-	63	-	2	-	-	-	-	-	-	-	-	-	-	-
	停車場 Carpark	-	-	-	-	-	-	-	-	2	-	-	-	-	-	-
地下層 Ground Floor	客廳及飯廳 Living Room and Dining Room	2	73	-	12	-	-	15	4	-	4	4	-	-	1	-
	飯廳洗手間 Dining Room Lavatory	1	4	-	2	-	-	1	-	-	-	-	-	-	-	-
	睡房 1 Bedroom 1	1	11	-	6	-	-	3	-	-	1	1	-	-	-	-
	睡房 1 浴室 Bedroom1 Bathroom	1	5	-	3	-	-	4	1	-	-	-	-	-	-	-
	廚房及備餐室 Kitchen and Pantry	2	30	2	16	1	-	5	2	-	1	1	-	-	1	-
	傭人房 Maid Room	3	3	-	4	-	-	2	1	-	-	-	-	-	-	1
	傭人房洗手間 Maid Room Lavatory	-	1	-	-	-	-	-	-	-	-	-	-	-	-	-
	存衣房 Cloak Room	1	3	-	1	-	-	-	-	-	-	-	-	-	-	-
	升降機大堂 Lift Lobby	3	15	-	1	-	-	6	1	-	-	-	-	-	-	-
	樓梯 Staircase	-	25	-	1	-	-	-	-	-	-	-	-	-	-	-
花園 Garden	-	32	-	4	-	-	-	-	-	-	-	-	-	-	-	

備註:

1. 上表顯示的數目代表提供的數量。
2. 上表 "-" 代表「不適用」或「不提供」。

Notes :

1. The numbers as shown in the above table denote the numbers provided.
2. The symbol "-" as shown in the above table denotes "Not Applicable" or "Not Provided".

7. 機電裝置數量說明表

Schedule of Mechanical & Electrical Provisions

3 號洋房 House 3																
樓層 Floor	位置 Location	項目 Items														
		智能家居 控制板 Home Automation Panel Switch	燈位 Lighting Point	電源掣 Power Switch	電插座 Socket Outlet	升降插座 Pull Out Socket	USB 電插座 USB Socket	接線座 Fused Spur Unit	冷氣機 接駁位 Air- conditioner Pomt	電動車 充電器 EV Charger	電視 / 電台 天線插座 TV/FM Outlet	數據插座 Data Outlet	電話插座 Telephone Outlet	緊急按鈕 Panic Button	感應掣 Sensor Switch	冷氣中央 控制器 AC Main Control
一樓 First Floor	起居室 Family Room	2	16	-	11	-	-	5	1	-	1	1	-	-	-	-
	露台 Balcony	-	2	-	-	-	-	-	-	-	-	-	-	-	-	-
	睡房 2 Bedroom 2	3	15	-	9	-	-	5	1	-	1	1	-	1	-	-
	睡房 2 浴室 Bedroom 2 Bathroom	-	11	-	2	-	1	5	-	-	-	-	-	-	-	-
	睡房 2 步入式衣帽間 Bedroom 2 Walk-In Closet	1	11	-	3	-	-	2	1	-	-	-	-	1	-	-
	睡房 3 Bedroom 3	3	22	-	8	-	-	5	1	-	1	-	-	1	-	-
	睡房 3 浴室 Bedroom 3 Bathroom	-	11	-	2	-	1	7	1	-	1	-	-	-	-	-
	睡房 4 及步入式衣帽間 Bedroom 4 and Walk-In Closet	3	16	-	7	-	-	5	1	-	2	2	-	1	-	-
	睡房 4 浴室 Bedroom 4 Bathroom	-	17	-	2	-	1	5	-	-	-	-	-	-	-	-
	升降機大堂 Lift Lobby	4	64	-	1	-	-	1	1	-	-	-	-	-	-	-
	化妝間 Powder Room	-	2	-	1	-	-	1	-	-	-	-	-	-	-	-
樓梯 Staircase	-	27	-	-	-	-	-	-	-	-	-	-	-	-	-	

備註:

1. 上表顯示的數目代表提供的數量。
2. 上表 "-" 代表「不適用」或「不提供」。

Notes :

1. The numbers as shown in the above table denote the numbers provided.
2. The symbol "-" as shown in the above table denotes "Not Applicable" or "Not Provided".

7. 機電裝置數量說明表
Schedule of Mechanical & Electrical Provisions

3 號洋房 House 3																
樓層 Floor	位置 Location	項目 Items														
		智能家居 控制板 Home Automation Panel Switch	燈位 Lighting Point	電源掣 Power Switch	電插座 Socket Outlet	升降插座 Pull Out Socket	USB 電插座 USB Socket	接線座 Fused Spur Unit	冷氣機 接駁位 Air- conditioner Pomt	電動車 充電器 EV Charger	電視 / 電台 天線插座 TV/FM Outlet	數據插座 Data Outlet	電話插座 Telephone Outlet	緊急按鈕 Panic Button	感應掣 Sensor Switch	冷氣中央 控制器 AC Main Control
二樓 Second Floor	起居室 Family Room	2	13	-	10	-	-	5	1	-	1	1	-	-	-	-
	露台 Balcony	-	2	-	-	-	-	-	-	-	-	-	-	-	-	-
	睡房 5 Bedroom 5	3	20	-	8	-	-	9	1	-	2	2	-	1	-	-
	睡房 5 浴室 Bedroom5 Bathroom	-	14	-	3	-	1	9	-	-	-	-	-	-	-	-
	睡房 5 步入式衣帽間 Bedroom 5 Walk-In Closet	1	11	-	2	-	-	-	1	-	1	1	-	1	-	-
	睡房 6 Bedroom 6	3	15	-	7	-	-	9	1	-	1	1	-	1	-	-
	睡房 6 浴室 Bedroom 6 Bathroom	-	16	-	2	-	1	10	-	-	-	-	-	-	-	-
	睡房 6 步入式衣帽間 Bedroom 6 Walk-In Closet	2	19	-	3	-	-	2	1	-	1	1	-	1	-	-
	健身室 Gym Room	2	12	-	8	-	-	7	2	-	5	5	-	1	1	-
	健身室浴室 Gym Room Bathroom	1	7	-	1	-	1	5	-	-	1	1	-	-	-	-
	升降機大堂 Lift Lobby	2	7	-	-	-	-	-	1	-	-	-	-	-	-	-
樓梯 Staircase	-	27	-	-	-	-	-	-	-	-	-	-	-	-	-	
天台 Roof	天台 Roof	-	24	-	-	-	-	-	-	-	-	-	-	-	-	-
	樓梯 Staircase	1	3	-	-	-	-	-	-	-	-	-	-	-	-	-

備註:

1. 上表顯示的數目代表提供的數量。
2. 上表 "-" 代表「不適用」或「不提供」。

Notes :

1. The numbers as shown in the above table denote the numbers provided.
2. The symbol "-" as shown in the above table denotes "Not Applicable" or "Not Provided".

7. 機電裝置數量說明表
Schedule of Mechanical & Electrical Provisions

5 號洋房 House 5															
樓層 Floor	位置 Location	項目 Items													
		智能家居 控制板 Home Automation Panel Switch	燈位 Lighting Point	電源掣 Power Switch	電插座 Socket Outlet	升降插座 Pull Out Socket	接線座 Fused Spur Unit	冷氣機 接駁位 Air- conditioner Point	電動車 充電器 EV Charger	電視 / 電台 天線插座 TV/FM Outlet	數據插座 Data Outlet	電話插座 Telephone Outlet	緊急按鈕 Panic Button	感應掣 Sensor Switch	冷氣中央 控制器 AC Main Control
停車場 Carpark Floor	升降機大堂 Lift Lobby	-	2	-	1	-	-	-	-	-	-	-	-	-	-
	走廊 Corridor	1	5	-	-	-	1	-	-	-	-	-	-	-	-
	樓梯 Staircase	-	21	-	-	-	-	-	-	-	-	-	-	-	-
	停車場 Carpark	-	-	-	-	-	-	-	2	-	-	-	-	-	-
地下層 Ground Floor	客廳及飯廳 Living Room and Dining Room	5	13	-	8	-	19	3	-	3	3	3	-	1	-
	化妝間 Powder Room	-	3	-	1	-	3	-	-	-	-	-	-	-	-
	廚房及備餐室 Kitchen and Pantry	1	18	2	18	-	19	2	-	1	-	-	-	1	1
	傭人房 Maid Room	1	2	-	2	-	4	1	-	-	-	-	-	-	-
	洗手間 Lavatory	-	1	-	-	-	1	-	-	-	-	-	-	-	-
	升降機大堂 Lift Lobby	2	2	-	1	-	7	1	-	-	-	-	-	-	-
	樓梯 Staircase	-	5	-	-	-	-	-	-	-	-	-	-	-	-
花園 Garden	-	21	-	4	-	-	-	-	-	-	-	-	-	-	

備註:

1. 上表顯示的數目代表提供的數量。
2. 上表 "-" 代表「不適用」或「不提供」。

Notes :

1. The numbers as shown in the above table denote the numbers provided.
2. The symbol "-" as shown in the above table denotes "Not Applicable" or "Not Provided".

7. 機電裝置數量說明表
Schedule of Mechanical & Electrical Provisions

5 號洋房 House 5															
樓層 Floor	位置 Location	項目 Items													
		智能家居 控制板 Home Automation Panel Switch	燈位 Lighting Point	電源掣 Power Switch	電插座 Socket Outlet	升降插座 Pull Out Socket	接線座 Fused Spur Unit	冷氣機 接駁位 Air- conditioner Point	電動車 充電器 EV Charger	電視 / 電台 天線插座 TV/FM Outlet	數據插座 Data Outlet	電話插座 Telephone Outlet	緊急按鈕 Panic Button	感應掣 Sensor Switch	冷氣中央 控制器 AC Main Control
一樓 First Floor	起居室 Family Room	2	3	-	5	-	6	1	-	2	2	2	-	-	-
	露台 Balcony	-	2	-	-	-	-	-	-	-	-	-	-	-	-
	睡房 1 Bedroom 1	3	3	-	6	-	7	1	-	2	2	2	1	-	-
	睡房 1 浴室 Bedroom 1 Bathroom	-	10	-	3	-	7	-	-	1	-	-	-	-	-
	睡房 2 Bedroom 2	3	3	-	5	-	7	1	-	2	2	2	1	-	-
	睡房 2 浴室 Bedroom 2 Bathroom	-	9	-	3	-	7	-	-	1	-	-	-	-	-
	睡房 3 Bedroom 3	3	2	-	5	-	3	1	-	2	2	2	1	-	-
	睡房 3 浴室 Bedroom 3 Bathroom	-	9	-	3	-	8	-	-	1	-	-	-	-	-
	升降機大堂 Lift Lobby	1	13	-	1	-	6	1	-	-	-	-	-	-	-
	化妝間 Powder Room	-	2	-	-	-	1	-	-	-	-	-	-	-	-
樓梯 Staircase	1	9	-	-	-	-	-	-	-	-	-	-	-	-	

備註:

1. 上表顯示的數目代表提供的數量。
2. 上表 "-" 代表「不適用」或「不提供」。

Notes:

1. The numbers as shown in the above table denote the numbers provided.
2. The symbol "-" as shown in the above table denotes "Not Applicable" or "Not Provided".

7. 機電裝置數量說明表
Schedule of Mechanical & Electrical Provisions

5 號洋房 House 5															
樓層 Floor	位置 Location	項目 Items													
		智能家居 控制板 Home Automation Panel Switch	燈位 Lighting Point	電源掣 Power Switch	電插座 Socket Outlet	升降插座 Pull Out Socket	接線座 Fused Spur Unit	冷氣機 接駁位 Air- conditioner Point	電動車 充電器 EV Charger	電視 / 電台 天線插座 TV/FM Outlet	數據插座 Data Outlet	電話插座 Telephone Outlet	緊急按鈕 Panic Button	感應掣 Sensor Switch	冷氣中央 控制器 AC Main Control
二樓 Second Floor	起居室 Family Room	2	3	-	4	-	5	1	-	2	2	2	-	-	-
	露台 Balcony	-	2	-	-	-	-	-	-	-	-	-	-	-	-
	睡房 4 Bedroom 4	2	3	-	5	-	7	1	-	2	2	2	1	-	-
	睡房 4 浴室 Bedroom 4 Bathroom	-	7	-	3	-	10	-	-	-	-	-	-	-	-
	睡房 4 步入式衣帽間 Bedroom 4 Walk-In Closet	2	1	-	1	-	3	1	-	-	-	-	1	-	-
	睡房 5 Bedroom 5	2	3	-	4	-	7	1	-	2	2	2	1	-	-
	睡房 5 浴室 Bedroom 5 Bathroom	-	8	-	3	-	11	-	-	1	-	-	-	-	-
	睡房 5 步入式衣帽間 Bedroom 5 Walk-In Closet	3	3	-	1	-	-	1	-	-	-	-	1	-	-
	健身室 Gym Room	2	2	-	6	-	6	1	-	2	2	2	1	-	-
	健身室浴室 Gym Room Bathroom	-	6	-	3	-	9	-	-	1	-	-	-	-	-
	升降機大堂 Lift Lobby	-	1	-	-	-	1	1	-	-	-	-	-	-	-
樓梯 Staircase	2	11	-	-	-	-	-	-	-	-	-	-	-	-	
天台 Roof	天台 Roof	-	19	-	5	-	-	-	-	-	-	-	-	-	-
	樓梯 Staircase	1	1	-	1	-	2	-	-	-	-	-	-	-	-

備註:

1. 上表顯示的數目代表提供的數量。
2. 上表 "-" 代表「不適用」或「不提供」。

Notes :

1. The numbers as shown in the above table denote the numbers provided.
2. The symbol "-" as shown in the above table denotes "Not Applicable" or "Not Provided".

7. 機電裝置數量說明表
Schedule of Mechanical & Electrical Provisions

6 號洋房 House 6															
樓層 Floor	位置 Location	項目 Items													
		智能家居 控制板 Home Automation Panel Switch	燈位 Lighting Point	電源掣 Power Switch	電插座 Socket Outlet	升降插座 Pull Out Socket	接線座 Fused Spur Unit	冷氣機 接駁位 Air- conditioner Point	電動車 充電器 EV Charger	電視 / 電台 天線插座 TV/FM Outlet	數據插座 Data Outlet	電話插座 Telephone Outlet	緊急按鈕 Panic Button	感應掣 Sensor Switch	冷氣中央 控制器 AC Main Control
停車場 Carpark Floor	升降機大堂 Lift Lobby	-	3	-	1	-	-	-	-	-	-	-	-	-	-
	走廊 Corridor	1	2	-	-	-	1	-	-	-	-	-	-	-	-
	樓梯 Staircase	-	14	-	-	-	-	-	-	-	-	-	-	-	-
	停車場 Carpark	-	-	-	-	-	-	-	2	-	-	-	-	-	-
地下層 Ground Floor	客廳及飯廳 Living Room and Dining Room	5	48	-	10	-	27	4	-	-	-	-	-	1	-
	飯廳洗手間 Dining Room Lavatory	-	4	-	1	-	-	-	-	-	-	-	-	-	-
	睡房 1 Bedroom 1	2	13	-	6	-	2	-	-	1	1	1	-	-	-
	睡房 1 浴室 Bedroom 1 Bathroom	-	5	-	2	-	7	1	-	1	1	-	-	-	-
	廚房及備餐室 Kitchen and Pantry	1	19	2	16	1	12	2	-	1	1	-	-	1	-
	傭人房 Maid Room	3	4	-	3	-	2	1	-	-	-	-	-	-	-
	傭人房洗手間 Maid Room Lavatory	-	2	-	-	-	-	-	-	-	-	-	-	-	-
	存衣房 Cloak Room	1	3	-	-	-	1	-	-	-	-	-	-	-	1
	升降機大堂 Lift Lobby	3	10	-	2	-	7	1	-	-	-	-	-	-	-
	樓梯 Staircase	1	-	-	-	-	-	-	-	-	-	-	-	-	-
花園 Garden	-	35	-	5	-	-	-	-	-	-	-	-	-	-	

備註:

1. 上表顯示的數目代表提供的數量。
2. 上表 "-" 代表「不適用」或「不提供」。

Notes:

1. The numbers as shown in the above table denote the numbers provided.
2. The symbol "-" as shown in the above table denotes "Not Applicable" or "Not Provided".

7. 機電裝置數量說明表
Schedule of Mechanical & Electrical Provisions

6 號洋房 House 6															
樓層 Floor	位置 Location	項目 Items													
		智能家居 控制板 Home Automation Panel Switch	燈位 Lighting Point	電源掣 Power Switch	電插座 Socket Outlet	升降插座 Pull Out Socket	接線座 Fused Spur Unit	冷氣機 接駁位 Air- conditioner Point	電動車 充電器 EV Charger	電視 / 電台 天線插座 TV/FM Outlet	數據插座 Data Outlet	電話插座 Telephone Outlet	緊急按鈕 Panic Button	感應掣 Sensor Switch	冷氣中央 控制器 AC Main Control
一樓 First Floor	起居室 Family Room	2	25	-	5	-	7	1	-	1	1	1	-	-	-
	露台 Balcony	-	1	-	-	-	-	-	-	-	-	-	-	-	-
	睡房 2 Bedroom 2	3	18	-	9	-	12	1	-	1	1	-	1	-	-
	睡房 2 浴室 Bedroom 2 Bathroom	-	8	-	3	-	9	-	-	1	-	-	-	-	-
	睡房 2 步入式衣帽間 Bedroom 2 Walk-In Closet	2	13	-	1	-	8	1	-	1	1	-	1	-	-
	睡房 3 Bedroom 3	3	21	-	9	-	12	1	-	1	1	1	1	-	-
	睡房 3 浴室 Bedroom 3 Bathroom	-	6	-	3	-	7	1	-	1	-	-	-	-	-
	睡房 4 及步入式衣帽間 Bedroom 4 and Walk-In Closet	4	22	-	7	-	5	1	-	1	1	-	1	-	-
	睡房 4 浴室 Bedroom 4 Bathroom	-	8	-	3	-	7	-	-	1	-	-	-	-	-
	升降機大堂 Lift Lobby	3	24	-	1	-	1	1	-	-	-	-	-	-	-
	化妝間 Powder Room	-	1	-	1	-	1	-	-	-	-	-	-	-	-
樓梯 Staircase	1	4	-	-	-	-	-	-	-	-	-	-	-	-	

備註:

1. 上表顯示的數目代表提供的數量。
2. 上表 "-" 代表「不適用」或「不提供」。

Notes:

1. The numbers as shown in the above table denote the numbers provided.
2. The symbol "-" as shown in the above table denotes "Not Applicable" or "Not Provided".

7. 機電裝置數量說明表
Schedule of Mechanical & Electrical Provisions

6 號洋房 House 6															
樓層 Floor	位置 Location	項目 Items													
		智能家居 控制板 Home Automation Panel Switch	燈位 Lighting Point	電源掣 Power Switch	電插座 Socket Outlet	升降插座 Pull Out Socket	接線座 Fused Spur Unit	冷氣機 接駁位 Air- conditioner Point	電動車 充電器 EV Charger	電視 / 電台 天線插座 TV/FM Outlet	數據插座 Data Outlet	電話插座 Telephone Outlet	緊急按鈕 Panic Button	感應掣 Sensor Switch	冷氣中央 控制器 AC Main Control
二樓 Second Floor	起居室 Family Room	2	25	-	5	-	7	1	-	1	1	1	-	-	-
	露台 Balcony	-	1	-	-	-	-	-	-	-	-	-	-	-	-
	睡房 5 Bedroom 5	3	19	-	9	-	10	1	-	1	1	1	1	-	-
	睡房 5 浴室 Bedroom 5 Bathroom	-	9	-	5	-	11	-	-	1	-	-	-	-	-
	睡房 5 步入式衣帽間 Bedroom 5 Walk-In Closet	2	11	-	1	-	6	1	-	1	1	1	1	-	-
	睡房 6 Bedroom 6	3	23	-	9	-	12	1	-	1	1	-	1	-	-
	睡房 6 浴室 Bedroom 6 Bathroom	-	16	-	5	-	10	-	-	1	-	-	-	-	-
	睡房 6 步入式衣帽間 Bedroom 6 Walk-In Closet	2	17	-	1	-	8	1	-	-	1	-	1	-	-
	健身室 Gym Room	3	28	-	5	-	9	2	-	1	2	1	1	-	-
	健身室浴室 Gym Room Bathroom	-	7	-	3	-	6	-	-	1	-	-	-	-	-
	升降機大堂 Lift Lobby	2	7	-	1	-	1	1	-	-	-	-	-	-	-
樓梯 Staircase	-	6	-	-	-	-	-	-	-	-	-	-	-	-	
天台 Roof	天台 Roof	-	27	-	5	-	-	-	-	-	-	-	-	-	-
	樓梯 Staircase	2	1	-	1	-	2	-	-	-	-	-	-	-	-

備註:

1. 上表顯示的數目代表提供的數量。
2. 上表 "-" 代表「不適用」或「不提供」。

Notes:

1. The numbers as shown in the above table denote the numbers provided.
2. The symbol "-" as shown in the above table denotes "Not Applicable" or "Not Provided".

7. 機電裝置數量說明表
Schedule of Mechanical & Electrical Provisions

7 號洋房 House 7															
樓層 Floor	位置 Location	項目 Items													
		智能家居 控制板 Home Automation Panel Switch	燈位 Lighting Point	電源掣 Power Switch	電插座 Socket Outlet	升降插座 Pull Out Socket	接線座 Fused Spur Unit	冷氣機 接駁位 Air- conditioner Point	電動車 充電器 EV Charger	電視 / 電台 天線插座 TV/FM Outlet	數據插座 Data Outlet	電話插座 Telephone Outlet	緊急按鈕 Panic Button	感應掣 Sensor Switch	冷氣中央 控制器 AC Main Control
停車場 Carpark Floor	升降機大堂 Lift Lobby	-	4	-	1	-	-	-	-	-	-	-	-	-	-
	走廊 Corridor	1	1	-	-	-	1	-	-	-	-	-	-	-	-
	樓梯 Staircase	-	11	-	-	-	-	-	-	-	-	-	-	-	-
	停車場 Carpark	-	-	-	-	-	-	-	2	-	-	-	-	-	-
地下層 Ground Floor	客廳及飯廳 Living Room and Dining Room	4	12	-	8	-	17	3	-	3	3	3	-	1	-
	睡房 1 Bedroom 1	2	2	-	4	-	3	1	-	2	2	-	1	-	-
	睡房 1 浴室 Bedroom 1 Bathroom	-	9	-	2	-	7	-	-	1	-	-	-	-	-
	廚房及備餐室 Kitchen and Pantry	-	14	2	13	2	17	1	-	-	-	-	-	1	-
	雜物房 Utility Room	1	3	-	1	-	1	-	-	-	-	-	-	-	-
	傭人房 Maid Room	1	1	-	1	-	5	1	-	-	-	-	-	-	-
	洗手間 Lavatory	-	1	-	-	-	1	-	-	-	-	-	-	-	-
	升降機大堂 Lift Lobby	2	2	-	1	-	4	1	-	-	-	-	-	-	-
	存衣房 Cloak Room	1	2	-	-	-	1	-	-	-	-	-	-	-	1
	化妝間 Powder Room	-	1	-	1	-	1	-	-	-	-	-	-	-	-
	樓梯 Staircase	1	-	-	-	-	-	-	-	-	-	-	-	-	-
	花園 Garden	-	30	-	2	-	-	-	-	-	-	-	-	-	-

備註:

1. 上表顯示的數目代表提供的數量。
2. 上表 "-" 代表「不適用」或「不提供」。

Notes :

1. The numbers as shown in the above table denote the numbers provided.
2. The symbol "-" as shown in the above table denotes "Not Applicable" or "Not Provided".

7. 機電裝置數量說明表
Schedule of Mechanical & Electrical Provisions

7 號洋房 House 7															
樓層 Floor	位置 Location	項目 Items													
		智能家居 控制板 Home Automation Panel Switch	燈位 Lighting Point	電源掣 Power Switch	電插座 Socket Outlet	升降插座 Pull Out Socket	接線座 Fused Spur Unit	冷氣機 接駁位 Air- conditioner Point	電動車 充電器 EV Charger	電視 / 電台 天線插座 TV/FM Outlet	數據插座 Data Outlet	電話插座 Telephone Outlet	緊急按鈕 Panic Button	感應掣 Sensor Switch	冷氣中央 控制器 AC Main Control
一樓 First Floor	起居室 Family Room	2	4	-	5	-	5	1	-	2	2	2	-	-	-
	露台 Balcony	-	2	-	-	-	-	-	-	-	-	-	-	-	-
	睡房 2 Bedroom 2	2	4	-	5	-	9	1	-	2	2	2	1	-	-
	睡房 2 浴室 Bedroom 2 Bathroom	-	7	-	3	-	7	-	-	1	-	-	-	-	-
	睡房 2 步入式衣帽間 Bedroom 2 Walk-In Closet	2	1	-	1	-	3	1	-	-	-	-	1	-	-
	睡房 3 Bedroom 3	3	5	-	5	-	7	1	-	2	2	2	1	-	-
	睡房 3 浴室 Bedroom 3 Bathroom	-	10	-	3	-	9	-	-	1	-	-	-	-	-
	睡房 4 Bedroom 4	3	2	-	4	-	5	1	-	2	2	2	1	-	-
	睡房 4 浴室 Bedroom 4 Bathroom	-	9	-	3	-	7	-	-	1	-	-	-	-	-
	升降機大堂 Lift Lobby	1	7	-	1	-	6	1	-	-	-	-	-	-	-
	化妝間 Powder Room	-	1	-	1	-	-	-	-	-	-	-	-	-	-
樓梯 Staircase	1	10	-	-	-	-	-	-	-	-	-	-	-	-	

備註:

1. 上表顯示的數目代表提供的數量。
2. 上表 "-" 代表「不適用」或「不提供」。

Notes:

1. The numbers as shown in the above table denote the numbers provided.
2. The symbol "-" as shown in the above table denotes "Not Applicable" or "Not Provided".

7. 機電裝置數量說明表
Schedule of Mechanical & Electrical Provisions

7 號洋房 House 7															
樓層 Floor	位置 Location	項目 Items													
		智能家居 控制板 Home Automation Panel Switch	燈位 Lighting Point	電源掣 Power Switch	電插座 Socket Outlet	升降插座 Pull Out Socket	接線座 Fused Spur Unit	冷氣機 接駁位 Air- conditioner Point	電動車 充電器 EV Charger	電視 / 電台 天線插座 TV/FM Outlet	數據插座 Data Outlet	電話插座 Telephone Outlet	緊急按鈕 Panic Button	感應掣 Sensor Switch	冷氣中央 控制器 AC Main Control
二樓 Second Floor	起居室 Family Room	2	4	-	5	-	5	1	-	2	2	2	-	-	-
	露台 Balcony	-	2	-	-	-	-	-	-	-	-	-	-	-	-
	睡房 5 Bedroom 5	2	4	-	5	-	9	1	-	2	2	2	1	-	-
	睡房 5 浴室 Bedroom 5 Bathroom	-	10	-	4	-	10	-	-	1	-	-	-	-	-
	睡房 5 步入式衣帽間 Bedroom 5 Walk-In Closet	2	1	-	1	-	3	1	-	-	-	-	1	-	-
	睡房 6 Bedroom 6	2	4	-	5	-	9	1	-	2	2	2	1	-	-
	睡房 6 浴室 Bedroom 6 Bathroom	-	5	-	3	-	11	-	-	1	-	-	-	-	-
	睡房 6 步入式衣帽間 Bedroom 6 Walk-In Closet	3	4	-	1	-	4	1	-	-	-	-	1	-	-
	健身室 Gym Room	2	3	-	6	-	4	2	-	2	2	2	1	-	-
	健身室浴室 Gym Room Bathroom	-	6	-	3	-	8	-	-	1	-	-	-	-	-
	升降機大堂 Lift Lobby	-	2	-	-	-	1	1	-	-	-	-	-	-	-
樓梯 Staircase	2	12	-	-	-	-	-	-	-	-	-	-	-	-	
天台 Roof	天台 Roof	-	20	-	6	-	-	-	-	-	-	-	-	-	-
	樓梯 Staircase	1	1	-	1	-	2	-	-	-	-	-	-	-	-

備註:

1. 上表顯示的數目代表提供的數量。
2. 上表 "-" 代表「不適用」或「不提供」。

Notes :

1. The numbers as shown in the above table denote the numbers provided.
2. The symbol "-" as shown in the above table denotes "Not Applicable" or "Not Provided".

7. 機電裝置數量說明表
Schedule of Mechanical & Electrical Provisions

8 號洋房 House 8															
樓層 Floor	位置 Location	項目 Items													
		智能家居 控制板 Home Automation Panel Switch	燈位 Lighting Point	電源掣 Power Switch	電插座 Socket Outlet	升降插座 Pull Out Socket	接線座 Fused Spur Unit	冷氣機 接駁位 Air- conditioner Point	電動車 充電器 EV Charger	電視 / 電台 天線插座 TV/FM Outlet	數據插座 Data Outlet	電話插座 Telephone Outlet	緊急按鈕 Panic Button	感應掣 Sensor Switch	冷氣中央 控制器 AC Main Control
停車場 Carpark Floor	升降機大堂 Lift Lobby	-	3	-	1	-	-	-	-	-	-	-	-	-	-
	走廊 Corridor	1	5	-	-	-	1	-	-	-	-	-	-	-	-
	樓梯 Staircase	-	36	-	-	-	-	-	-	-	-	-	-	-	-
	停車場 Carpark	-	-	-	-	-	-	-	2	-	-	-	-	-	-
地下層 Ground Floor	客廳及飯廳 Living Room and Dining Room	3	19	-	5	-	8	2	-	1	1	1	-	-	-
	備餐室 Pantry	2	11	-	2	-	5	2	-	-	-	-	-	1	-
	廚房 Kitchen	-	10	2	13	-	7	-	-	1	-	-	-	1	-
	升降機大堂 Lift Lobby	2	5	-	1	-	1	1	-	-	-	-	-	-	-
	化妝間 Powder Room	-	4	-	1	-	1	-	-	-	-	-	-	-	-
	雜物房 Utility Room	1	1	-	2	-	2	1	-	-	-	-	-	-	-
	洗手間 Lavatory	-	1	-	-	-	3	-	-	-	-	-	-	-	-
	樓梯 Staircase	3	33	-	-	-	4	-	-	-	-	-	-	-	-
花園 Garden	-	11	-	2	-	-	-	-	-	-	-	-	-	-	

備註:

1. 上表顯示的數目代表提供的數量。
2. 上表 "-" 代表「不適用」或「不提供」。

Notes:

1. The numbers as shown in the above table denote the numbers provided.
2. The symbol "-" as shown in the above table denotes "Not Applicable" or "Not Provided".

7. 機電裝置數量說明表
Schedule of Mechanical & Electrical Provisions

8 號洋房 House 8															
樓層 Floor	位置 Location	項目 Items													
		智能家居 控制板 Home Automation Panel Switch	燈位 Lighting Point	電源掣 Power Switch	電插座 Socket Outlet	升降插座 Pull Out Socket	接線座 Fused Spur Unit	冷氣機 接駁位 Air- conditioner Point	電動車 充電器 EV Charger	電視 / 電台 天線插座 TV/FM Outlet	數據插座 Data Outlet	電話插座 Telephone Outlet	緊急按鈕 Panic Button	感應掣 Sensor Switch	冷氣中央 控制器 AC Main Control
一樓 First Floor	起居室 Family Room	-	16	-	3	-	6	1	-	1	1	-	-	-	-
	睡房 1 Bedroom 1	4	11	-	7	-	4	1	-	1	1	1	1	-	-
	睡房 1 浴室 Bedroom 1 Bathroom	-	7	-	3	-	8	-	-	1	-	-	-	-	-
	露台 Balcony	-	1	-	-	-	-	-	-	-	-	-	-	-	-
	睡房 2 Bedroom 2	4	9	-	9	-	3	1	-	1	1	1	1	-	-
	睡房 2 浴室 Bedroom 2 Bathroom	-	7	-	4	-	10	-	-	1	-	-	-	-	-
	睡房 3 Bedroom 3	4	7	-	6	-	6	1	-	-	-	-	1	-	-
	睡房 3 浴室 Bedroom 3 Bathroom	-	5	-	3	-	7	-	-	1	1	-	-	-	-
	樓梯 Staircase	3	30	-	-	-	2	-	-	-	-	-	-	-	-
二樓 Second Floor	主人睡房及步入式衣帽間 Master Bedroom and Walk-In Closet	9	31	-	20	-	14	2	-	2	4	1	2	-	-
	主人睡房浴室 Master Bedroom Bathroom	-	9	-	3	-	12	-	-	1	1	-	-	-	-
	步入式衣帽間浴室 Walk-In Closet Bathroom	-	12	-	4	-	10	-	-	1	1	-	-	-	-
	露台 Balcony	-	1	-	-	-	-	-	-	-	-	-	-	-	-
	升降機大堂 Lift Lobby	-	3	-	1	-	1	1	-	-	-	-	-	-	-
	樓梯 Staircase	3	15	-	-	-	2	-	-	-	-	-	-	-	-
天台 Roof	天台 Roof	-	15	-	6	-	-	-	-	-	-	-	-	-	-
	樓梯 Staircase	2	4	-	1	-	-	-	-	-	-	-	-	-	-

備註:

1. 上表顯示的數目代表提供的數量。
2. 上表 "-" 代表「不適用」或「不提供」。

Notes :

1. The numbers as shown in the above table denote the numbers provided.
2. The symbol "-" as shown in the above table denotes "Not Applicable" or "Not Provided".

7. 機電裝置數量說明表
Schedule of Mechanical & Electrical Provisions

9 號洋房 House 9															
樓層 Floor	位置 Location	項目 Items													
		智能家居 控制板 Home Automation Panel Switch	燈位 Lighting Point	電源掣 Power Switch	電插座 Socket Outlet	升降插座 Pull Out Socket	接線座 Fused Spur Unit	冷氣機 接駁位 Air- conditioner Point	電動車 充電器 EV Charger	電視 / 電台 天線插座 TV/FM Outlet	數據插座 Data Outlet	電話插座 Telephone Outlet	緊急按鈕 Panic Button	感應掣 Sensor Switch	冷氣中央 控制器 AC Main Control
停車場 Carpark Floor	升降機大堂 Lift Lobby	-	4	-	1	-	-	-	-	-	-	-	-	-	-
	走廊 Corridor	1	1	-	-	-	1	-	-	-	-	-	-	-	-
	樓梯 Staircase	-	12	-	-	-	-	-	-	-	-	-	-	-	-
	停車場 Carpark	-	-	-	-	-	-	-	2	-	-	-	-	-	-
地下層 Ground Floor	客廳及飯廳 Living Room and Dining Room	1	3	-	7	-	5	2	-	2	2	2	-	-	-
	備餐室 Pantry	2	6	-	5	-	6	2	-	-	-	-	-	1	-
	廚房 Kitchen	-	8	2	9	-	8	-	-	1	-	-	-	1	-
	升降機大堂 Lift Lobby	2	2	-	1	-	-	1	-	-	-	-	-	-	-
	化妝間 Powder Room	-	1	-	2	-	2	-	-	-	-	-	-	-	-
	雜物房 Utility Room	1	1	-	3	-	2	1	-	-	-	-	-	-	-
	洗手間 Lavatory	-	1	-	-	-	3	-	-	-	-	-	-	-	-
	樓梯 Staircase	2	8	-	-	-	2	-	-	-	-	-	-	-	-
花園 Garden	-	13	-	3	-	-	-	-	-	-	-	-	-	-	

備註:

1. 上表顯示的數目代表提供的數量。
2. 上表 "-" 代表「不適用」或「不提供」。

Notes:

1. The numbers as shown in the above table denote the numbers provided.
2. The symbol "-" as shown in the above table denotes "Not Applicable" or "Not Provided".

7. 機電裝置數量說明表
Schedule of Mechanical & Electrical Provisions

9 號洋房 House 9															
樓層 Floor	位置 Location	項目 Items													
		智能家居 控制板 Home Automation Panel Switch	燈位 Lighting Point	電源掣 Power Switch	電插座 Socket Outlet	升降插座 Pull Out Socket	接線座 Fused Spur Unit	冷氣機 接駁位 Air- conditioner Point	電動車 充電器 EV Charger	電視 / 電台 天線插座 TV/FM Outlet	數據插座 Data Outlet	電話插座 Telephone Outlet	緊急按鈕 Panic Button	感應掣 Sensor Switch	冷氣中央 控制器 AC Main Control
一樓 First Floor	起居室 Family Room	-	2	-	3	-	3	1	-	1	1	1	-	-	-
	睡房 1 Bedroom 1	3	2	-	4	-	3	1	-	2	2	2	1	-	-
	睡房 1 浴室 Bedroom 1 Bathroom	-	6	-	3	-	6	-	-	1	-	-	-	-	-
	露台 Balcony	-	1	-	-	-	-	-	-	-	-	-	-	-	-
	睡房 2 Bedroom 2	3	2	-	4	-	3	1	-	2	2	2	1	-	-
	睡房 2 浴室 Bedroom 2 Bathroom	-	4	-	3	-	7	-	-	1	-	-	-	-	-
	睡房 3 Bedroom 3	2	2	-	3	-	4	1	-	1	1	1	1	-	-
	睡房 3 浴室 Bedroom 3 Bathroom	-	6	-	3	-	8	-	-	1	-	-	-	-	-
	樓梯 Staircase	2	8	-	-	-	4	-	-	-	-	-	-	-	-
二樓 Second Floor	主人睡房及步入式衣帽間 Master Bedroom and Walk-In Closet	6	7	-	10	-	14	2	-	2	2	2	2	-	-
	主人睡房浴室 Master Bedroom Bathroom	-	8	-	3	-	13	-	-	1	-	-	-	-	-
	步入式衣帽間浴室 Walk-In Closet Bathroom	-	7	-	4	-	15	-	-	1	-	-	-	-	-
	露台 Balcony	-	1	-	-	-	-	-	-	-	-	-	-	-	-
	升降機大堂 Lift Lobby	-	3	-	1	-	1	1	-	-	-	-	-	-	-
	樓梯 Staircase	2	5	-	-	-	2	-	-	-	-	-	-	-	-
天台 Roof	天台 Roof	-	15	-	6	-	-	-	-	-	-	-	-	-	-
	樓梯 Staircase	1	5	-	1	-	-	-	-	-	-	-	-	-	-

備註:

1. 上表顯示的數目代表提供的數量。
2. 上表 "-" 代表「不適用」或「不提供」。

Notes :

1. The numbers as shown in the above table denote the numbers provided.
2. The symbol "-" as shown in the above table denotes "Not Applicable" or "Not Provided".

7. 機電裝置數量說明表
Schedule of Mechanical & Electrical Provisions

10 號洋房 House 10															
樓層 Floor	位置 Location	項目 Items													
		智能家居 控制板 Home Automation Panel Switch	燈位 Lighting Point	電源掣 Power Switch	電插座 Socket Outlet	升降插座 Pull Out Socket	接線座 Fused Spur Unit	冷氣機 接駁位 Air- conditioner Point	電動車 充電器 EV Charger	電視 / 電台 天線插座 TV/FM Outlet	數據插座 Data Outlet	電話插座 Telephone Outlet	緊急按鈕 Panic Button	感應掣 Sensor Switch	冷氣中央 控制器 AC Main Control
停車場 Carpark Floor	升降機大堂 Lift Lobby	-	2	-	1	-	-	-	-	-	-	-	-	-	-
	走廊 Corridor	1	3	-	-	-	1	-	-	-	-	-	-	-	-
	樓梯 Staircase	-	17	-	-	-	-	-	-	-	-	-	-	-	-
	停車場 Carpark	-	-	-	-	-	-	-	2	-	-	-	-	-	-
地下層 Ground Floor	客廳及飯廳 Living Room and Dining Room	1	3	-	8	-	5	2	-	2	2	2	-	-	-
	備餐室 Pantry	2	12	-	5	1	8	1	-	-	-	-	-	1	-
	廚房 Kitchen	-	8	2	9	-	8	1	-	1	-	-	-	1	-
	升降機大堂 Lift Lobby	2	3	-	1	-	-	1	-	-	-	-	-	-	-
	化妝間 Powder Room	-	4	-	1	-	1	-	-	-	-	-	-	-	-
	雜物房 Utility Room	1	1	-	3	-	2	1	-	-	-	-	-	-	-
	洗手間 Lavatory	-	1	-	-	-	3	-	-	-	-	-	-	-	-
	樓梯 Staircase	2	10	-	-	-	2	-	-	-	-	-	-	-	-
花園 Garden	-	13	-	3	-	-	-	-	-	-	-	-	-	-	

備註:

1. 上表顯示的數目代表提供的數量。
2. 上表 "-" 代表「不適用」或「不提供」。

Notes:

1. The numbers as shown in the above table denote the numbers provided.
2. The symbol "-" as shown in the above table denotes "Not Applicable" or "Not Provided".

7. 機電裝置數量說明表

Schedule of Mechanical & Electrical Provisions

10 號洋房 House 10															
樓層 Floor	位置 Location	項目 Items													
		智能家居 控制板 Home Automation Panel Switch	燈位 Lighting Point	電源掣 Power Switch	電插座 Socket Outlet	升降插座 Pull Out Socket	接線座 Fused Spur Unit	冷氣機 接駁位 Air- conditioner Point	電動車 充電器 EV Charger	電視 / 電台 天線插座 TV/FM Outlet	數據插座 Data Outlet	電話插座 Telephone Outlet	緊急按鈕 Panic Button	感應掣 Sensor Switch	冷氣中央 控制器 AC Main Control
一樓 First Floor	起居室 Family Room	-	5	-	3	-	3	1	-	1	1	1	-	-	-
	睡房 1 Bedroom 1	3	3	-	5	-	5	1	-	2	2	2	1	-	-
	睡房 1 浴室 Bedroom 1 Bathroom	-	7	-	3	-	9	-	-	1	-	-	-	-	-
	露台 Balcony	-	1	-	-	-	-	-	-	-	-	-	-	-	-
	睡房 2 Bedroom 2	3	2	-	5	-	2	1	-	2	2	2	1	-	-
	睡房 2 浴室 Bedroom 2 Bathroom	-	5	-	3	-	10	-	-	1	-	-	-	-	-
	睡房 3 Bedroom 3	2	2	-	4	-	4	1	-	1	1	1	1	-	-
	睡房 3 洗手間 Bedroom 3 Lavatory	-	7	-	3	-	10	-	-	1	-	-	-	-	-
	樓梯 Staircase	2	10	-	-	-	4	-	-	-	-	-	-	-	-
二樓 Second Floor	主人睡房及步入式衣帽間 Master Bedroom and Walk-In Closet	6	9	-	9	-	16	3	-	2	2	2	2	-	-
	主人浴室 Master Bathroom	-	20	-	4	-	10	-	-	1	-	-	-	-	-
	步入式衣帽間浴室 Walk-In Closet Bathroom	-	11	-	4	-	13	-	-	1	-	-	-	-	-
	露台 Balcony	-	1	-	-	-	-	-	-	-	-	-	-	-	-
	升降機大堂 Lift Lobby	-	3	-	1	-	1	1	-	-	-	-	-	-	-
	樓梯 Staircase	2	2	-	-	-	4	-	-	-	-	-	-	-	-
天台 Roof	天台 Roof	-	16	-	6	-	-	-	-	-	-	-	-	-	-
	樓梯 Staircase	1	5	-	1	-	-	-	-	-	-	-	-	-	-

備註:

1. 上表顯示的數目代表提供的數量。
2. 上表 "-" 代表「不適用」或「不提供」。

Notes :

1. The numbers as shown in the above table denote the numbers provided.
2. The symbol "-" as shown in the above table denotes "Not Applicable" or "Not Provided".

7. 機電裝置數量說明表
Schedule of Mechanical & Electrical Provisions

11 號洋房 House 11															
樓層 Floor	位置 Location	項目 Items													
		智能家居 控制板 Home Automation Panel Switch	燈位 Lighting Point	電源掣 Power Switch	電插座 Socket Outlet	升降插座 Pull Out Socket	接線座 Fused Spur Unit	冷氣機 接駁位 Air- conditioner Point	電動車 充電器 EV Charger	電視 / 電台 天線插座 TV/FM Outlet	數據插座 Data Outlet	電話插座 Telephone Outlet	緊急按鈕 Panic Button	感應掣 Sensor Switch	冷氣中央 控制器 AC Main Control
停車場 Carpark Floor	升降機大堂 Lift Lobby	-	4	-	1	-	-	-	-	-	-	-	-	-	-
	走廊 Corridor	1	3	-	-	-	1	-	-	-	-	-	-	-	-
	樓梯 Staircase	-	8	-	-	-	-	-	-	-	-	-	-	-	-
	停車場 Carpark	-	-	-	-	-	-	-	2	-	-	-	-	-	-
地下層 Ground Floor	客廳及飯廳 Living Room and Dining Room	3	19	-	9	-	8	2	-	1	1	-	-	-	-
	備餐室 Pantry	2	18	-	5	1	7	1	-	-	-	-	-	1	-
	廚房 Kitchen	-	10	2	11	-	8	1	-	1	1	-	-	-	-
	升降機大堂 Lift Lobby	2	9	-	1	-	-	1	-	-	-	-	-	-	-
	化妝間 Powder Room	-	4	-	1	-	1	-	-	-	-	-	-	-	-
	雜物房 Utility Room	1	1	-	3	-	1	1	-	-	-	-	-	-	-
	洗手間 Lavatory	-	1	-	-	-	3	-	-	-	-	-	-	-	-
	樓梯 Staircase	3	5	-	-	-	2	-	-	-	-	-	-	-	-
花園 Garden	-	20	-	3	-	-	-	-	-	-	-	-	-	-	

備註:

1. 上表顯示的數目代表提供的數量。
2. 上表 "-" 代表「不適用」或「不提供」。

Notes:

1. The numbers as shown in the above table denote the numbers provided.
2. The symbol "-" as shown in the above table denotes "Not Applicable" or "Not Provided".

7. 機電裝置數量說明表
Schedule of Mechanical & Electrical Provisions

11 號洋房 House 11															
樓層 Floor	位置 Location	項目 Items													
		智能家居 控制板 Home Automation Panel Switch	燈位 Lighting Point	電源掣 Power Switch	電插座 Socket Outlet	升降插座 Pull Out Socket	接線座 Fused Spur Unit	冷氣機 接駁位 Air- conditioner Point	電動車 充電器 EV Charger	電視 / 電台 天線插座 TV/FM Outlet	數據插座 Data Outlet	電話插座 Telephone Outlet	緊急按鈕 Panic Button	感應掣 Sensor Switch	冷氣中央 控制器 AC Main Control
一樓 First Floor	起居室 Family Room	-	16	-	4	-	4	1	-	1	1	-	-	-	-
	睡房 1 Bedroom 1	4	11	-	8	-	4	1	-	1	3	-	1	-	-
	睡房 1 浴室 Bedroom 1 Bathroom	-	7	-	3	-	9	-	-	1	-	-	-	-	-
	露台 Balcony	-	1	-	-	-	-	-	-	-	-	-	-	-	-
	睡房 2 Bedroom 2	4	10	-	7	-	6	1	-	1	3	-	1	-	-
	睡房 2 浴室 Bedroom 2 Bathroom	-	5	-	3	-	8	-	-	1	-	-	-	-	-
	睡房 3 Bedroom 3	4	11	-	8	-	5	1	-	1	3	2	1	-	-
	睡房 3 洗手間 Bedroom 3 Lavatory	-	6	-	3	-	8	-	-	1	-	-	-	-	-
	樓梯 Staircase	3	5	-	-	-	4	-	-	-	-	-	-	-	-
二樓 Second Floor	主人睡房及步入式衣帽間 Master Bedroom and Walk-In Closet	9	45	-	19	-	24	3	-	1	3	1	2	-	-
	主人浴室 Master Bathroom	-	20	-	5	-	12	-	-	1	-	-	-	-	-
	步入式衣帽間浴室 Walk-In Closet Bathroom	-	8	-	3	-	13	-	-	1	-	-	-	-	-
	露台 Balcony	-	1	-	-	-	-	-	-	-	-	-	-	-	-
	升降機大堂 Lift Lobby	-	5	-	1	-	3	1	-	-	-	-	-	-	-
	樓梯 Staircase	2	3	-	-	-	2	-	-	-	-	-	-	-	-
天台 Roof	天台 Roof	-	16	-	7	-	-	-	-	-	-	-	-	-	-
	樓梯 Staircase	1	4	-	1	-	-	-	-	-	-	-	-	-	-

備註:

1. 上表顯示的數目代表提供的數量。
2. 上表 "-" 代表「不適用」或「不提供」。

Notes :

1. The numbers as shown in the above table denote the numbers provided.
2. The symbol "-" as shown in the above table denotes "Not Applicable" or "Not Provided".

7. 機電裝置數量說明表
Schedule of Mechanical & Electrical Provisions

12 號洋房 House 12															
樓層 Floor	位置 Location	項目 Items													
		智能家居 控制板 Home Automation Panel Switch	燈位 Lighting Point	電源掣 Power Switch	電插座 Socket Outlet	升降插座 Pull Out Socket	接線座 Fused Spur Unit	冷氣機 接駁位 Air- conditioner Point	電動車 充電器 EV Charger	電視 / 電台 天線插座 TV/FM Outlet	數據插座 Data Outlet	電話插座 Telephone Outlet	緊急按鈕 Panic Button	感應掣 Sensor Switch	冷氣中央 控制器 AC Main Control
停車場 Carpark Floor	升降機大堂 Lift Lobby	-	10	-	1	-	-	-	-	-	-	-	-	-	-
	走廊 Corridor	1	1	-	-	-	1	-	-	-	-	-	-	-	-
	樓梯 Staircase	-	21	-	-	-	-	-	-	-	-	-	-	-	-
	停車場 Carpark	-	-	-	1	-	-	-	2	-	-	-	-	-	-
地下層 Ground Floor	客廳及飯廳 Living Room and Dining Room	3	28	-	18	-	6	2	-	2	2	2	-	1	-
	廚房 Kitchen	-	11	2	14	1	8	1	-	1	-	-	-	1	-
	升降機大堂 Lift Lobby	2	6	-	3	-	-	1	-	-	-	-	-	-	-
	化妝間 Powder Room	-	4	-	1	-	1	-	-	-	-	-	-	-	-
	雜物房 Utility Room	1	1	-	3	-	2	1	-	-	-	-	-	-	-
	洗手間 Lavatory	-	1	-	-	-	3	-	-	-	-	-	-	-	-
	樓梯 Staircase	2	13	-	-	-	2	-	-	-	-	-	-	-	-
花園 Garden	-	18	-	3	-	-	-	-	-	-	-	-	-	-	

備註:

1. 上表顯示的數目代表提供的數量。
2. 上表 "-" 代表「不適用」或「不提供」。

Notes :

1. The numbers as shown in the above table denote the numbers provided.
2. The symbol "-" as shown in the above table denotes "Not Applicable" or "Not Provided".

7. 機電裝置數量說明表
Schedule of Mechanical & Electrical Provisions

12 號洋房 House 12															
樓層 Floor	位置 Location	項目 Items													
		智能家居 控制板 Home Automation Panel Switch	燈位 Lighting Point	電源掣 Power Switch	電插座 Socket Outlet	升降插座 Pull Out Socket	接線座 Fused Spur Unit	冷氣機 接駁位 Air- conditioner Point	電動車 充電器 EV Charger	電視 / 電台 天線插座 TV/FM Outlet	數據插座 Data Outlet	電話插座 Telephone Outlet	緊急按鈕 Panic Button	感應掣 Sensor Switch	冷氣中央 控制器 AC Main Control
一樓 First Floor	起居室 Family Room	-	20	-	9	-	3	1	-	1	1	1	-	-	-
	睡房 1 Bedroom 1	3	18	-	16	-	7	1	-	2	2	2	1	-	-
	睡房 1 浴室 Bedroom 1 Bathroom	-	9	-	3	-	8	-	-	1	-	-	-	-	-
	露台 Balcony	-	1	-	-	-	-	-	-	-	-	-	-	-	-
	睡房 2 Bedroom 2	3	15	-	12	-	3	1	-	2	2	2	1	-	-
	睡房 2 浴室 Bedroom 2 Bathroom	-	7	-	3	-	10	-	-	1	-	-	-	-	-
	睡房 3 Bedroom 3	2	15	-	10	-	5	1	-	1	1	1	1	-	-
	睡房 3 洗手間 Bedroom 3 Lavatory	-	9	-	3	-	10	-	-	1	-	-	-	-	-
	樓梯 Staircase	2	14	-	-	-	4	-	-	-	-	-	-	-	-
二樓 Second Floor	主人睡房及步入式衣帽間 Master Bedroom and Walk-In Closet	8	41	-	25	-	21	3	-	2	2	2	2	-	-
	主人浴室 Master Bathroom	-	18	-	4	-	11	-	-	1	-	-	-	-	-
	步入式衣帽間浴室 Walk-In Closet Bathroom	-	11	-	4	-	14	-	-	1	-	-	-	-	-
	露台 Balcony	-	1	-	-	-	-	-	-	-	-	-	-	-	-
	升降機大堂 Lift Lobby	-	8	-	1	-	1	1	-	-	-	-	-	-	-
	樓梯 Staircase	2	9	-	-	-	4	-	-	-	-	-	-	-	-
天台 Roof	天台 Roof	-	16	-	6	-	-	-	-	-	-	-	-	-	-
	樓梯 Staircase	1	5	-	1	-	-	-	-	-	-	-	-	-	-

備註:

1. 上表顯示的數目代表提供的數量。
2. 上表 "-" 代表「不適用」或「不提供」。

Notes :

1. The numbers as shown in the above table denote the numbers provided.
2. The symbol "-" as shown in the above table denotes "Not Applicable" or "Not Provided".

7. 機電裝置數量說明表
Schedule of Mechanical & Electrical Provisions

15 號洋房 House 15															
樓層 Floor	位置 Location	項目 Items													
		智能家居 控制板 Home Automation Panel Switch	燈位 Lighting Point	電源掣 Power Switch	電插座 Socket Outlet	升降插座 Pull Out Socket	接線座 Fused Spur Unit	冷氣機 接駁位 Air- conditioner Point	電動車 充電器 EV Charger	電視 / 電台 天線插座 TV/FM Outlet	數據插座 Data Outlet	電話插座 Telephone Outlet	緊急按鈕 Panic Button	感應掣 Sensor Switch	冷氣中央 控制器 AC Main Control
停車場 Carpark Floor	升降機大堂 Lift Lobby	-	4	-	1	-	-	-	-	-	-	-	-	-	-
	走廊 Corridor	1	3	-	-	-	1	-	-	-	-	-	-	-	-
	樓梯 Staircase	-	15	-	-	-	-	-	-	-	-	-	-	-	-
	停車場 Carpark	-	-	-	-	-	-	-	2	-	-	-	-	-	-
地下層 Ground Floor	客廳及飯廳 Living Room and Dining Room	1	3	-	8	-	5	2	-	2	2	2	-	-	-
	備餐室 Pantry	2	14	-	5	-	8	1	-	-	-	-	-	1	-
	廚房 Kitchen	-	8	2	9	-	8	1	-	1	-	-	-	1	-
	升降機大堂 Lift Lobby	2	3	-	1	-	-	1	-	-	-	-	-	-	-
	化妝間 Powder Room	-	4	-	1	-	1	-	-	-	-	-	-	-	-
	雜物房 Utility Room	1	1	-	3	-	1	1	-	-	-	-	-	-	-
	洗手間 Lavatory	-	1	-	-	-	3	-	-	-	-	-	-	-	-
	樓梯 Staircase	2	9	-	-	-	2	-	-	-	-	-	-	-	-
花園 Garden	-	13	-	3	-	-	-	-	-	-	-	-	-	-	

備註:

1. 上表顯示的數目代表提供的數量。
2. 上表 "-" 代表「不適用」或「不提供」。

Notes :

1. The numbers as shown in the above table denote the numbers provided.
2. The symbol "-" as shown in the above table denotes "Not Applicable" or "Not Provided".

7. 機電裝置數量說明表
Schedule of Mechanical & Electrical Provisions

15 號洋房 House 15															
樓層 Floor	位置 Location	項目 Items													
		智能家居 控制板 Home Automation Panel Switch	燈位 Lighting Point	電源掣 Power Switch	電插座 Socket Outlet	升降插座 Pull Out Socket	接線座 Fused Spur Unit	冷氣機 接駁位 Air- conditioner Point	電動車 充電器 EV Charger	電視 / 電台 天線插座 TV/FM Outlet	數據插座 Data Outlet	電話插座 Telephone Outlet	緊急按鈕 Panic Button	感應掣 Sensor Switch	冷氣中央 控制器 AC Main Control
一樓 First Floor	起居室 Family Room	-	5	-	3	-	3	1	-	1	1	1	-	-	-
	睡房 1 Bedroom 1	3	4	-	5	-	5	1	-	2	2	2	1	-	-
	睡房 1 浴室 Bedroom 1 Bathroom	-	10	-	3	-	9	-	-	1	-	-	-	-	-
	露台 Balcony	-	1	-	-	-	-	-	-	-	-	-	-	-	-
	睡房 2 Bedroom 2	3	2	-	5	-	2	1	-	2	2	2	1	-	-
	睡房 2 浴室 Bedroom 2 Bathroom	-	7	-	4	-	10	-	-	1	-	-	-	-	-
	睡房 3 Bedroom 3	2	2	-	4	-	4	1	-	1	1	1	1	-	-
	睡房 3 洗手間 Bedroom 3 Lavatory	-	9	-	3	-	10	-	-	1	-	-	-	-	-
	樓梯 Staircase	2	10	-	-	-	4	-	-	-	-	-	-	-	-
二樓 Second Floor	主人睡房及步入式衣帽間 Master Bedroom and Walk-In Closet	6	9	-	9	-	17	3	-	2	2	2	2	-	-
	主人浴室 Master Bathroom	-	20	-	4	-	11	-	-	1	-	-	-	-	-
	步入式衣帽間浴室 Walk-In Closet Bathroom	-	10	-	4	-	13	-	-	1	-	-	-	-	-
	露台 Balcony	-	1	-	-	-	-	-	-	-	-	-	-	-	-
	升降機大堂 Lift Lobby	1	3	-	1	-	1	1	-	-	-	-	-	-	-
	樓梯 Staircase	2	5	-	-	-	4	-	-	-	-	-	-	-	-
天台 Roof	天台 Roof	-	16	-	7	-	-	-	-	-	-	-	-	-	-
	樓梯 Staircase	1	5	-	1	-	-	-	-	-	-	-	-	-	-

備註:

1. 上表顯示的數目代表提供的數量。
2. 上表 "-" 代表「不適用」或「不提供」。

Notes :

1. The numbers as shown in the above table denote the numbers provided.
2. The symbol "-" as shown in the above table denotes "Not Applicable" or "Not Provided".

7. 機電裝置數量說明表
Schedule of Mechanical & Electrical Provisions

16 號洋房 House 16															
樓層 Floor	位置 Location	項目 Items													
		智能家居 控制板 Home Automation Panel Switch	燈位 Lighting Point	電源掣 Power Switch	電插座 Socket Outlet	升降插座 Pull Out Socket	接線座 Fused Spur Unit	冷氣機 接駁位 Air- conditioner Point	電動車 充電器 EV Charger	電視 / 電台 天線插座 TV/FM Outlet	數據插座 Data Outlet	電話插座 Telephone Outlet	緊急按鈕 Panic Button	感應掣 Sensor Switch	冷氣中央 控制器 AC Main Control
停車場 Carpark Floor	升降機大堂 Lift Lobby	-	4	-	1	-	-	-	-	-	-	-	-	-	-
	走廊 Corridor	1	1	-	-	-	1	-	-	-	-	-	-	-	-
	樓梯 Staircase	-	24	-	-	-	-	-	-	-	-	-	-	-	-
	停車場 Carpark	-	-	-	-	-	-	-	2	-	-	-	-	-	-
地下層 Ground Floor	客廳及飯廳 Living Room and Dining Room	1	3	-	7	-	5	2	-	2	2	2	-	-	-
	備餐室 Pantry	2	6	-	5	-	6	2	-	-	-	-	-	1	-
	廚房 Kitchen	-	8	2	9	-	8	-	-	1	-	-	-	1	-
	升降機大堂 Lift Lobby	2	3	-	1	-	-	1	-	-	-	-	-	-	-
	化妝間 Powder Room	-	1	-	1	-	1	-	-	-	-	-	-	-	-
	雜物房 Utility Room	1	1	-	3	-	2	1	-	-	-	-	-	-	-
	洗手間 Lavatory	-	1	-	-	-	3	-	-	-	-	-	-	-	-
	樓梯 Staircase	2	10	-	-	-	2	-	-	-	-	-	-	-	-
花園 Garden	-	12	-	3	-	-	-	-	-	-	-	-	-	-	

備註:

1. 上表顯示的數目代表提供的數量。
2. 上表 "-" 代表「不適用」或「不提供」。

Notes :

1. The numbers as shown in the above table denote the numbers provided.
2. The symbol "-" as shown in the above table denotes "Not Applicable" or "Not Provided".

7. 機電裝置數量說明表

Schedule of Mechanical & Electrical Provisions

16 號洋房 House 16															
樓層 Floor	位置 Location	項目 Items													
		智能家居 控制板 Home Automation Panel Switch	燈位 Lighting Point	電源掣 Power Switch	電插座 Socket Outlet	升降插座 Pull Out Socket	接線座 Fused Spur Unit	冷氣機 接駁位 Air- conditioner Point	電動車 充電器 EV Charger	電視 / 電台 天線插座 TV/FM Outlet	數據插座 Data Outlet	電話插座 Telephone Outlet	緊急按鈕 Panic Button	感應掣 Sensor Switch	冷氣中央 控制器 AC Main Control
一樓 First Floor	起居室 Family Room	-	2	-	3	-	3	1	-	1	1	1	-	-	-
	露台 Balcony	-	1	-	-	-	-	-	-	-	-	-	-	-	-
	睡房 1 Bedroom 1	3	2	-	4	-	3	1	-	2	2	2	1	-	-
	睡房 1 浴室 Bedroom 1 Bathroom	-	6	-	3	-	6	-	-	1	-	-	-	-	-
	睡房 2 Bedroom 2	3	2	-	3	-	3	1	-	2	2	2	1	-	-
	睡房 2 浴室 Bedroom 2 Bathroom	-	6	-	3	-	7	-	-	1	-	-	-	-	-
	睡房 3 Bedroom 3	2	2	-	3	-	4	1	-	1	1	1	1	-	-
	睡房 3 浴室 Bedroom 3 Bathroom	-	6	-	2	-	8	-	-	1	-	-	-	-	-
	樓梯 Staircase	2	11	-	-	-	4	-	-	-	-	-	-	-	-
二樓 Second Floor	主人睡房及步入式衣帽間 Master Bedroom and Walk-In Closet	6	7	-	10	-	14	2	-	2	2	2	2	-	-
	主人浴室 Master Bathroom	-	8	-	3	-	13	-	-	1	-	-	-	-	-
	步入式衣帽間浴室 Walk-In Closet Bathroom	-	9	-	4	-	15	-	-	1	-	-	-	-	-
	露台 Balcony	-	1	-	-	-	-	-	-	-	-	-	-	-	-
	升降機大堂 Lift Lobby	-	3	-	1	-	1	1	-	-	-	-	-	-	-
	樓梯 Staircase	2	4	-	-	-	2	-	-	-	-	-	-	-	-
天台 Roof	天台 Roof	-	15	-	6	-	-	-	-	-	-	-	-	-	-
	樓梯 Staircase	1	5	-	1	-	-	-	-	-	-	-	-	-	-

備註:

1. 上表顯示的數目代表提供的數量。
2. 上表 "-" 代表「不適用」或「不提供」。

Notes :

1. The numbers as shown in the above table denote the numbers provided.
2. The symbol "-" as shown in the above table denotes "Not Applicable" or "Not Provided".

7. 機電裝置數量說明表
Schedule of Mechanical & Electrical Provisions

17 號洋房 House 17															
樓層 Floor	位置 Location	項目 Items													
		智能家居 控制板 Home Automation Panel Switch	燈位 Lighting Point	電源掣 Power Switch	電插座 Socket Outlet	升降插座 Pull Out Socket	接線座 Fused Spur Unit	冷氣機 接駁位 Air- conditioner Point	電動車 充電器 EV Charger	電視 / 電台 天線插座 TV/FM Outlet	數據插座 Data Outlet	電話插座 Telephone Outlet	緊急按鈕 Panic Button	感應掣 Sensor Switch	冷氣中央 控制器 AC Main Control
停車場 Carpark Floor	升降機大堂 Lift Lobby	-	3	-	1	-	-	-	-	-	-	-	-	-	-
	走廊 Corridor	1	1	-	-	-	1	-	-	-	-	-	-	-	-
	樓梯 Staircase	-	15	-	-	-	-	-	-	-	-	-	-	-	-
	停車場 Carpark	-	-	-	-	-	-	-	2	-	-	-	-	-	-
地下層 Ground Floor	客廳及飯廳 Living Room and Dining Room	1	3	-	7	-	5	2	-	2	2	2	-	-	-
	備餐室 Pantry	2	5	-	5	-	6	2	-	-	-	-	-	1	-
	廚房 Kitchen	-	7	2	9	-	9	-	-	1	-	-	-	1	-
	升降機大堂 Lift Lobby	2	2	-	1	-	-	1	-	-	-	-	-	-	-
	化妝間 Powder Room	-	1	-	1	-	1	-	-	-	-	-	-	-	-
	雜物房 Utility Room	1	2	-	3	-	2	1	-	-	-	-	-	-	-
	洗手間 Lavatory	-	1	-	-	-	3	-	-	-	-	-	-	-	-
	樓梯 Staircase	2	10	-	-	-	2	-	-	-	-	-	-	-	-
花園 Garden	-	14	-	3	-	=	-	-	-	-	-	-	-	-	

備註:

1. 上表顯示的數目代表提供的數量。
2. 上表 "-" 代表「不適用」或「不提供」。

Notes:

1. The numbers as shown in the above table denote the numbers provided.
2. The symbol "-" as shown in the above table denotes "Not Applicable" or "Not Provided".

7. 機電裝置數量說明表
Schedule of Mechanical & Electrical Provisions

17 號洋房 House 17															
樓層 Floor	位置 Location	項目 Items													
		智能家居 控制板 Home Automation Panel Switch	燈位 Lighting Point	電源掣 Power Switch	電插座 Socket Outlet	升降插座 Pull Out Socket	接線座 Fused Spur Unit	冷氣機 接駁位 Air- conditioner Point	電動車 充電器 EV Charger	電視 / 電台 天線插座 TV/FM Outlet	數據插座 Data Outlet	電話插座 Telephone Outlet	緊急按鈕 Panic Button	感應掣 Sensor Switch	冷氣中央 控制器 AC Main Control
一樓 First Floor	起居室 Family Room	-	2	-	3	-	3	1	-	1	1	1	-	-	-
	睡房 1 Bedroom 1	3	2	-	4	-	3	1	-	2	2	2	1	-	-
	睡房 1 浴室 Bedroom1 Bathroom	-	5	-	3	-	6	-	-	1	-	-	-	-	-
	露台 Balcony	-	1	-	-	-	-	-	-	-	-	-	-	-	-
	睡房 2 Bedroom 2	3	2	-	4	-	3	1	-	2	2	2	1	-	-
	睡房 2 浴室 Bedroom2 Bathroom	-	5	-	3	-	7	-	-	1	-	-	-	-	-
	睡房 3 Bedroom 3	2	2	-	3	-	4	1	-	1	1	1	1	-	-
	睡房 3 浴室 Bedroom3 Bathroom	-	5	-	3	-	8	-	-	1	-	-	-	-	-
	樓梯 Staircase	2	10	-	-	-	4	-	-	-	-	-	-	-	-
二樓 Second Floor	主人睡房及步入式衣帽間 Master Bedroom and Walk-In Closet	6	7	-	10	-	14	2	-	2	2	2	2	-	-
	主人浴室 Master Bathroom	-	10	-	3	-	13	-	-	1	-	-	-	-	-
	步入式衣帽間浴室 Walk-In Closet Bathroom	-	8	-	4	-	15	-	-	1	-	-	-	-	-
	露台 Balcony	-	1	-	-	-	-	-	-	-	-	-	-	-	-
	升降機大堂 Lift Lobby	-	3	-	1	-	1	1	-	-	-	-	-	-	-
	樓梯 Staircase	2	5	-	-	-	2	-	-	-	-	-	-	-	-
天台 Roof	天台 Roof	-	15	-	-	-	-	-	-	-	-	-	-	-	-
	樓梯 Staircase	1	5	-	1	-	-	-	-	-	-	-	-	-	-

備註:

1. 上表顯示的數目代表提供的數量。
2. 上表 "-" 代表「不適用」或「不提供」。

Notes :

1. The numbers as shown in the above table denote the numbers provided.
2. The symbol "-" as shown in the above table denotes "Not Applicable" or "Not Provided".

7. 機電裝置數量說明表
Schedule of Mechanical & Electrical Provisions

18 號洋房 House 18															
樓層 Floor	位置 Location	項目 Items													
		智能家居 控制板 Home Automation Panel Switch	燈位 Lighting Point	電源掣 Power Switch	電插座 Socket Outlet	升降插座 Pull Out Socket	接線座 Fused Spur Unit	冷氣機 接駁位 Air- conditioner Point	電動車 充電器 EV Charger	電視 / 電台 天線插座 TV/FM Outlet	數據插座 Data Outlet	電話插座 Telephone Outlet	緊急按鈕 Panic Button	感應掣 Sensor Switch	冷氣中央 控制器 AC Main Control
停車場 Carpark Floor	升降機大堂 Lift Lobby	-	3	-	1	-	-	-	-	-	-	-	-	-	-
	走廊 Corridor	-	1	-	-	-	1	-	-	-	-	-	-	-	-
	樓梯 Staircase	1	16	-	-	-	-	-	-	-	-	-	-	-	-
	停車場 Carpark	-	-	-	-	-	-	-	2	-	-	-	-	-	-
地下層 Ground Floor	客廳及飯廳 Living Room and Dining Room	1	3	-	8	-	5	2	-	2	2	2	-	-	-
	備餐室 Pantry	2	11	-	8	1	8	1	-	-	-	-	-	1	-
	廚房 Kitchen	-	8	2	14	-	8	1	-	1	1	-	-	1	-
	升降機大堂 Lift Lobby	2	3	-	1	-	-	1	-	-	-	-	-	-	-
	化妝間 Powder Room	-	5	-	1	-	3	-	-	-	-	-	-	-	-
	雜物房 Utility Room	1	2	-	3	-	2	1	-	-	-	-	-	-	-
	洗手間 Lavatory	-	1	-	-	-	3	-	-	-	-	-	-	-	-
	樓梯 Staircase	2	10	-	-	-	2	-	-	-	-	-	-	-	-
花園 Garden	-	17	-	3	-	-	-	-	-	-	-	-	-	-	

備註:

1. 上表顯示的數目代表提供的數量。
2. 上表 "-" 代表「不適用」或「不提供」。

Notes:

1. The numbers as shown in the above table denote the numbers provided.
2. The symbol "-" as shown in the above table denotes "Not Applicable" or "Not Provided".

7. 機電裝置數量說明表

Schedule of Mechanical & Electrical Provisions

18 號洋房 House 18															
樓層 Floor	位置 Location	項目 Items													
		智能家居 控制板 Home Automation Panel Switch	燈位 Lighting Point	電源掣 Power Switch	電插座 Socket Outlet	升降插座 Pull Out Socket	接線座 Fused Spur Unit	冷氣機 接駁位 Air- conditioner Point	電動車 充電器 EV Charger	電視 / 電台 天線插座 TV/FM Outlet	數據插座 Data Outlet	電話插座 Telephone Outlet	緊急按鈕 Panic Button	感應掣 Sensor Switch	冷氣中央 控制器 AC Main Control
一樓 First Floor	起居室 Family Room	-	2	-	3	-	3	1	-	1	1	1	-	-	-
	睡房 1 Bedroom 1	3	2	-	5	-	5	1	-	2	2	2	1	-	-
	睡房 1 浴室 Bedroom 1 Bathroom	-	6	-	4	-	9	-	-	1	-	-	-	-	-
	露台 Balcony	-	1	-	-	-	-	-	-	-	-	-	-	-	-
	睡房 2 Bedroom 2	3	4	-	5	-	4	1	-	2	2	2	1	-	-
	睡房 2 浴室 Bedroom 2 Bathroom	-	6	-	4	-	8	-	-	1	-	-	-	-	-
	睡房 3 Bedroom 3	2	2	-	4	-	2	1	-	1	1	1	1	-	-
	睡房 3 浴室 Bedroom 3 Bathroom	-	10	-	4	-	11	-	-	1	-	-	-	-	-
	樓梯 Staircase	2	11	-	-	-	2	-	-	-	-	-	-	-	-
二樓 Second Floor	睡房 4 及步入式衣帽間 Bedroom 4 and Walk-In Closet	6	9	-	10	-	18	3	-	2	2	-	2	-	-
	睡房 4 浴室 Bedroom 4 Bathroom	-	15	-	4	-	15	-	-	1	1	-	-	-	-
	步入式衣帽間浴室 Walk-In Closet Bathroom	-	10	-	5	-	17	-	-	1	1	-	-	-	-
	露台 Balcony	-	1	-	-	-	-	-	-	-	-	-	-	-	-
	升降機大堂 Lift Lobby	-	3	-	1	-	1	1	-	-	-	-	-	-	-
	樓梯 Staircase	2	5	-	-	-	2	-	-	-	-	-	-	-	-
天台 Roof	天台 Roof	-	15	-	4	-	-	-	-	-	-	-	-	-	-
	樓梯 Staircase	1	5	-	1	-	-	-	-	-	-	-	-	-	-

備註:

1. 上表顯示的數目代表提供的數量。
2. 上表 "-" 代表「不適用」或「不提供」。

Notes :

1. The numbers as shown in the above table denote the numbers provided.
2. The symbol "-" as shown in the above table denotes "Not Applicable" or "Not Provided".

食水及沖廁水由水務署提供。
電力由香港電燈有限公司提供。
煤氣由香港中華煤氣有限公司提供。

Potable and flushing water is supplied by Water Supplies Department.
Electricity is supplied by The Hongkong Electric Company, Limited.
Towngas is supplied by The Hong Kong and China Gas Company Limited.

賣方有法律責任繳付住宅身物業直至該住宅物業買賣完成日（即該物業轉讓契日期）（包括該日）為止之地稅。

The vendor is liable for the Government rent payable for the specified residential property up to and including the completion date of the sale and purchase of the specified residential property (i.e. the date of the assignment of that property).

1. 在向買方交付指明住宅物業在空置情況下的管有權時，買方須負責向擁有人補還水、電力及氣體的按金。
2. 在交付時，買方無須向擁有人支付清理廢料的費用。
3. 水、電力及氣體的按金及清理廢料的費用的款項於售樓說明書印製日尚未決定。

1. On the delivery of the vacant possession of the specified residential property to the purchaser, the purchaser is liable to reimburse the Owner for the deposits for water, electricity and gas.
2. On that delivery, the purchaser is not liable to pay to the Owner a debris removal fee.
3. The amount of deposits for water, electricity, gas and debris removal fee is yet to be ascertained at the date on which the sales brochure is printed.

備註：
根據發展項目之已簽立的公契，在交付時，買方須向發展項目的管理人（而非擁有人）支付清理廢料的費用。而如擁有人已支付清理廢料的費用，買方須向擁有人補還清理廢料的費用。

Note:
Pursuant to the Deed of Mutual Covenant of the Development that has been executed, on that delivery, the purchaser should pay to the manager of the Development (not the Owner) the debris removal fee and where the Owner has paid that debris removal fee, the purchaser shall reimburse the Owner for the same.

凡物業或於買賣合約列出裝設於物業內的裝置、裝修物料或設備有欠妥之處，而該欠妥之處並非由買方行為或疏忽造成，則賣方在接獲買方在買賣成交日期後的 6 個月內送達的書面通知後，須於合理地切實可行的範圍內，盡快自費作出補救。

The vendor shall at its own cost and as soon as reasonably practicable after receipt of a written notice served by the purchaser within 6 months after the date of completion of the sale and purchase of any residential property of the Development, remedy any defects to such property, or the fittings, finishes or appliances incorporated into the property as set out in the agreement for sale and purchase concerned, caused otherwise than by the act or neglect of the purchaser.

1. 批地文件規定，發展項目中的住宅物業的擁有人須自費維修任何斜坡，該規定的條款如下：

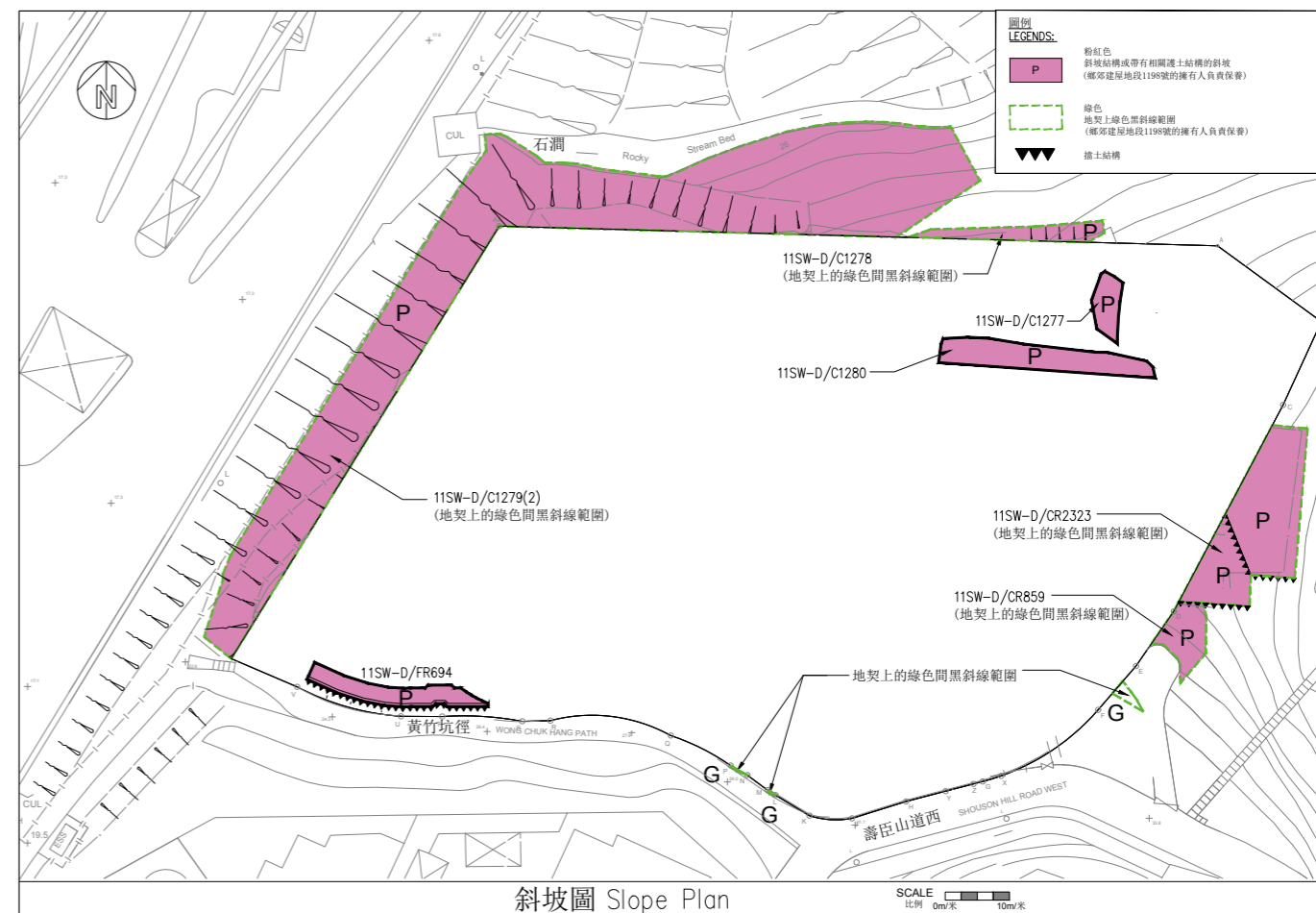
- (i) (a) 承授人須自費在批地文件所夾附的圖則上用綠色間黑斜線顯示的範圍（「綠色間黑斜線範圍」）進行與完成署長全權酌情要求進行之岩土研究、斜坡整理工程、泥石傾瀉防護措施、緩解及補救工程，致使署長滿意。承授人須於批地文件年期內的所有時間自費保養綠色間黑斜線範圍，包括其上及內的所有土地、斜坡整理工程、護土構築物、岩土構築物、排水渠及任何其他工程，使其處於修葺良好堅固的狀態，致使署長滿意。若綠色間黑斜線範圍於批地文件年期內任何時間發生山泥傾瀉、土地下陷或泥土剝落，承授人必須自費還原和修復該部分並連同任何署長認為受影響的毗連或毗鄰範圍（署長決定為最終決定並對承授人具約束力）致使署長滿意。承授人須就一切因該等山泥傾瀉、土地下陷或泥土剝落導致之訴訟、司法程序、費用、損害賠償和開支彌償政府、其代理及承建商，並使其維持獲彌償。承授人須確保於任何時間綠色間黑斜線範圍內沒有非法挖掘或傾倒廢物，在經署長事先書面批准下，承授人可興建圍牆或其他障礙物以防止非法挖掘或傾倒廢物。除了就違反批地文件任何條款而有的任何其他權利或濟助外，署長亦可以書面通知形式要求承授人進行岩土研究、斜坡整理工程、泥石傾瀉防護措施、緩解及補救工程，及保養、還原和修復受山泥傾瀉、土地下陷或泥土剝落影響的任何土地、構築物或工程；且如承授人忽略或未能在指明期限內遵行該通知致使署長滿意，署長可在該期限屆滿之時執行和進行任何有需要的工程，就此承授人須應要求向政府償還有關費用。
- (b) 不管按第 1(i)(a) 段獲授權，承授人於綠色間黑斜線範圍或其任何部分之責任及權利將在收到政府有關通知後立即終止，承授人亦不得針對政府、署長、或獲其授權人士就有關終止所造成之損失、損壞或干擾或引致的開支提出任何申索。惟該終止無損政府於第 1(i)(a) 段之下就任何先行違約、不履行責任、或不遵守條約而有的任何權利或濟助。
- (ii) (a) 若有或曾有任何土地之削去、清除或後移，或任何種類的堆土、填土或斜坡整理工程，不論是否經署長事先書面同意，不論是否位於該地段內或任何政府土地內，亦不論進行上述工程的目的是為承授人進行開拓、平整或發展工程或其於批地文件條款下需要進行的任何其他工程的目的或與其有關連的目的或任何其他目的，承授人須自費進行及建造該等於當時或其後有需要之斜坡整理工程、護土牆或其他支撐、防護措施、排水系統或附屬或其他工程，以保護及支持該地段內的土地及任何毗鄰或毗連之政府土地或已出租土地，及排除及預防其後發生的任何泥土剝落、泥石傾瀉或土地下陷。承授人須於批地文件年期內的所有時間自費保持上述土地、斜坡整理工程、護土牆或其他支撐、防護措施、排水系統或輔助或其他工程修葺良好堅固，致使署長滿意。
- (b) 上述第 1(ii)(a) 段不損害政府在批地文件下的權利。
- (c) 若於任何時間因承授人進行的開拓、平整或發展工程或其他工程或任何其他原因而導致或引起任何泥土剝落、泥石傾瀉或土地下陷，不論是否於或自該地段內任何土地或自任何毗鄰或毗連的政府土地或出租土地，承授人須自費還原和修復致使署長滿意，並須就通過或由於該等泥土剝落、泥石傾瀉或土地下陷而將會或可能造成、蒙受或招致的任何成本、費用、損害、索求及申索彌償政府、其代理及承建商。
- (d) 除了批地文件訂明就任何違反其條款而有的權利或濟助外，署長亦有權以書面通知形式要求承授人進行、興建及保養上述土地、斜坡整理工程、護土牆、或其他支撐、防護措施、及排水系統或輔助或其他工程，或還原和修復任何泥土剝落、泥石傾瀉或土地下陷，且如承授人忽略或未能在指明期限內遵行該通知致使署長滿意，署長可即執行和進行任何有需要的工程，而承授人須應要求向政府歸還該工程的費用，連同任何行政或專業費用及收費。

附註：

本段中提述「承授人」一詞，如文意允許或要求，包括其遺囑執行人、遺產管理人、承讓人及（如為法團）其繼承人和承讓人。

2. 每名擁有人均須分擔維修工程的費用。

3. 斜坡、護土牆或有關構築物（如有）之位置，請參閱下圖。



備註：

上圖僅作顯示斜坡、護土牆或有關構築物的位置，圖中所示之其他事項未必能反映其最新狀況。

4. 根據公契，發展項目的管理人獲擁有人授權進行維修工程。

1. The Land Grant requires the owners of the residential properties in the Development to maintain any slope at their own cost. The terms of the requirement are as follows:

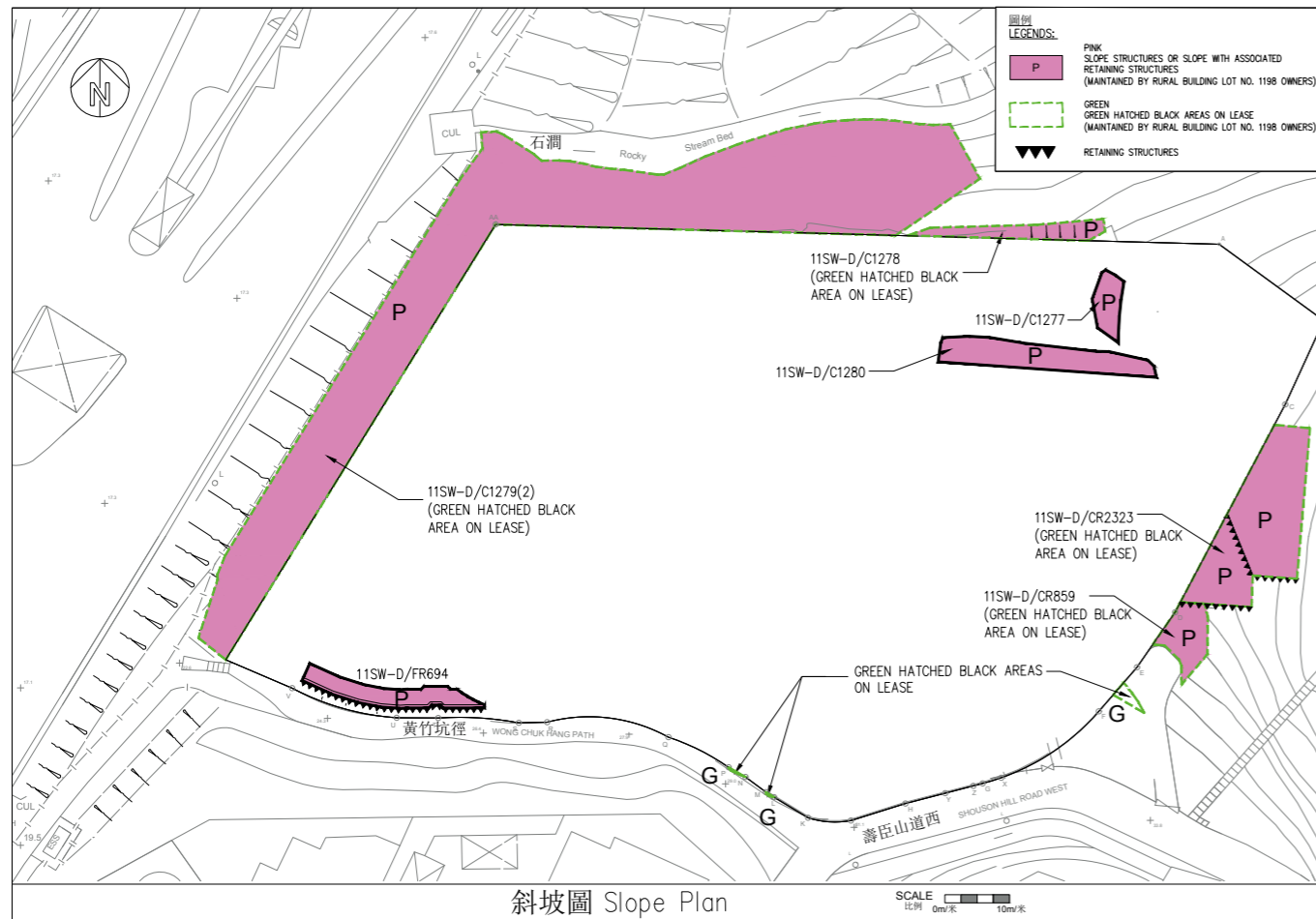
- (i) (a) The grantee shall at his own expense carry out and complete to the satisfaction of the Director such geotechnical investigations and such slope treatment, landslide preventive, mitigation and remedial works on the area shown coloured green hatched black on the plan annexed to the Land Grant (“the Green Hatched Black Areas”) as the Director at his absolute discretion may require and shall, at all times during the term of the Land Grant, at his own expense, maintain in good and substantial repair and condition to the satisfaction of the Director the Green Hatched Black Areas including all land, slope treatment works, earth-retaining structures, drainage and any other works therein and thereon. In the event that any landslide, subsidence or falling away occurs within the Green Hatched Black Areas at any time during the term of the Land Grant, the grantee shall at his own expense reinstate and make good the same to the satisfaction of the Director together with any adjacent or adjoining areas which, in the opinion of the Director (whose opinion shall be final and binding on the grantee), have also been affected. The grantee shall indemnify and keep indemnified the Government, its agents and contractors against all claims, proceedings, costs, damages and expenses whatsoever incurred by reason of such landslide, subsidence or falling away. The grantee shall ensure at all times that there shall be no illegal excavation or dumping on the Green Hatched Black Areas and, subject to the prior written approval of the Director, the grantee may erect fences or other barriers for the prevention of such illegal excavation or dumping. In addition to any other rights or remedies the Director may have in respect of any breach of the conditions of the Land Grant, the Director may at any time by notice in writing call upon the grantee to carry out such geotechnical investigations, slope treatment, landslide preventive, mitigation and remedial works and to maintain, reinstate and make good any land, structure or works affected by such landslide, subsidence or falling away, and if the grantee shall neglect or fail to comply with such notice to the satisfaction of the Director within the period specified therein, the Director may, after the expiry of such period, execute and carry out the required works and the grantee shall on demand pay to the Government the cost thereof.
- (b) Notwithstanding paragraph 1(i)(a), the obligations and rights of the grantee in respect of the Green Hatched Black Areas or any part thereof shall absolutely determine upon the Government giving to the grantee notice to that effect, and no claim whatsoever shall be made against the Government or the Director or his authorized officer by the grantee in respect of any loss, damage or disturbance suffered or any expense incurred as a result of such determination. However, such determination shall be without prejudice to any rights or remedies of the Government in respect of any antecedent breach, non-performance or non-observance of paragraph 1(i)(a).
- (ii) (a) Where there is or has been any cutting away, removal or setting back of any land, or any building up or filling in or any slope treatment works of any kind whatsoever, whether with or without the prior written consent of the Director, either within the lot or on any Government land, which is or was done for the purpose of or in connection with the formation, levelling or development of the lot or any part thereof or any other works required to be done by the grantee under the Land Grant, or for any other purpose, the grantee shall at his own expense carry out and construct such slope treatment works, retaining walls or other support, protection, drainage or ancillary or other works as shall or may then or at any time thereafter be necessary to protect and support such land within the lot and also any adjacent or adjoining Government or leased land and to obviate and prevent any falling away, landslide or subsidence occurring thereafter. The grantee shall at all times during the term of the Land Grant maintain at his own expense the said land, slope treatment works, retaining walls or other support, protection, drainage or ancillary or other works in good and substantial repair and condition to the satisfaction of the Director.
- (b) Nothing in paragraph 1(ii)(a) above shall prejudice the Government's rights under the Land Grant.

- (c) In the event that as a result of or arising out of any formation, levelling, development or other works done by the grantee or owing to any other reason, any falling away, landslide or subsidence occurs at any time, whether in or from any land, within the lot or from any adjacent or adjoining Government or leased land, the grantee shall at his own expense reinstate and make good the same to the satisfaction of the Director and shall indemnify the Government its agents and contractors from and against all costs, charges, damages, demands and claims whatsoever which shall or may be made, suffered or incurred through or by reason of such falling away, landslide or subsidence.
- (d) In addition to any other rights or remedies provided in the Land Grant for breach of any of the conditions of the Land Grant, the Director shall be entitled by notice in writing to call upon the grantee to carry out, construct and maintain the said land, slope treatment works, retaining walls, or other support, protection, and drainage or ancillary or other works or to reinstate and make good any falling away, landslide or subsidence, and if the grantee shall neglect or fail to comply with the notice to the satisfaction of the Director within the period specified therein, the Director may forthwith execute and carry out any necessary works and the grantee shall on demand repay to the Government the cost thereof, together with any administrative or professional fees and charges.

Note:

The expression “grantee” as mentioned in this paragraph, where the context so admits or requires includes his executors, administrators and assigns and in case of a corporation its successors and assigns.

2. Each of the owners is obliged to contribute towards the costs of the maintenance work.
3. Please refer to the plan below for the location of the slope structures, retaining walls or related structures (if any).



Remark:
The plan is for showing the locations of the slope structures, retaining walls or related structures only. Other matters shown in this plan may not reflect their latest conditions.

4. Under the Deed of Mutual Covenant, the manager of the Development has the owners' authority to carry out the maintenance work.

本發展項目現時並沒有向政府提出申請修訂批地文件。

No existing application to the Government for a modification of the Land Grant for this Development has been made.

噪音緩解措施

發展項目提供措施以緩解噪音影響，摘要如下：

位置	樓層	噪音緩解措施
3 號洋房	二樓	兩個睡房向西和向北之窗戶採用固定玻璃窗戶。
8 號洋房 - 12 號洋房及 15 號洋房 - 18 號洋房	地下至一樓	土地西面邊界設有附 2 米懸臂之 3.2 米至 4.2 米高直立式隔音屏障。 土地西南面邊界設有 4 米高直立式隔音屏障。
17 號洋房	二樓	減音露台及睡房向西之窗戶採用固定玻璃窗戶。
18 號洋房	地下	土地西北面邊界設有 2 米高實心護牆。
	一樓	向西和向北之窗戶採用固定玻璃窗戶、減音露台及土地西北面邊界設有 2 米高實心護牆。
	二樓	擋音式減音露台及向西和向北之窗戶採用固定玻璃窗戶。

Noise mitigation measures

Measures to mitigate noise impact are provided in the Development as summarized below:

Location	Floor	Noise Mitigation Measures
House 3	2/F	Fixed glazing applied for the windows facing west & north at two bedrooms.
House 8 - House 12 and House 15 - House 18	G/F to 1/F	3.2 metres to 4.2 metres high vertical noise barrier with 2 metres cantilever provided at the west of the boundary of the lot. 4 metres high vertical noise barrier provided at the south-western of the boundary of the lot.
House 17	2/F	Acoustic balcony and fixed glazing applied for the window facing west at the bedroom.
House 18	G/F	2 metres high solid parapet wall provided at north-western of the boundary of the lot.
	1/F	Fixed glazing applied for the window facing west & north, acoustic balcony and 2 metres high solid parapet wall provided at north-western of the boundary of the lot.
	2/F	Baffle type acoustic balcony and fixed glazing applied for the window facing west & north.

獲寬免總樓面面積的設施分項

於印製售樓說明書前呈交予並已獲建築事務監督批准的一般建築圖則上有關總樓面面積寬免的分項的最新資料，請見下表。如印製售樓說明書時尚未呈交最終修訂圖則予建築事務監督，則有 (#) 號的資料可以由認可人士提供的資料作為基礎。直至最終修訂圖則於發出佔用許可證前呈交予並獲建築事務監督批准前，以下分項資料仍可能有所修改。

根據《建築物(規劃)規例》第 23(3)(b) 條不計算的總樓面面積		面積 (平方米)
1. (#)	停車場及上落客貨地方 (公共交通總站除外)	3189.240
2	機房及相類設施	
2.1	所佔面積受相關《認可人士、註冊結構工程師及註冊岩土工程師作業備考》(《作業備考》) 或規例限制的強制性設施或必要機房，例如升降機機房、電訊及廣播設備室、垃圾及物料回收房等	45.525
2.2 (#)	所佔面積不受任何《認可人士、註冊結構工程師及註冊岩土工程師作業備考》或規例限制的強制性設施或必要機房，例如僅由消防裝置及設備佔用的房間、電錶房、電力變壓房、食水及鹹水缸等	1570.445
2.3	非強制性或非必要機房，例如空調機房、送風櫃房等	288.881
根據聯合作業備考第 1 及第 2 號提供的環保設施		面積 (平方米)
3.	露台	89.976
4.	加闊的公用走廊及升降機大堂	不適用
5.	公用空中花園	不適用
6.	隔聲簷	不適用
7.	翼牆、捕風器及風斗	不適用
8.	非結構預製外牆	154.738
9.	工作平台	不適用
10.	隔音屏障	179.961
適意設施		面積 (平方米)
11.	管理員宿舍、供保安人員和管理處員工使用的櫃位、辦事處、貯物室、警衛室和廁所，以及業主立案法團辦事處	5.000
12.	住宅康樂設施，包括僅供康樂設施使用的中空空間、機房、游泳池的濾水機房、有蓋人行道等	174.980
13.	有蓋園景區及遊樂場地	不適用
14.	橫向屏障 / 有蓋人行道及花棚	不適用
15.	擴大升降機槽	不適用
16.	煙囪管道	不適用
17.	其他非強制性或非必要機房，例如鍋爐房、衛星電視共用天線房	86.053
18. (#)	強制性設施或必要機房所需的管槽及氣槽	86.445
19.	非強制性設施或非必要機房所需的管槽及氣槽	不適用
20.	環保系統及設施所需的機房、管槽及氣槽	不適用
21.	複式住宅單位及洋房的中空空間	不適用
22.	遮陽篷及反光罩	不適用
23. (#)	小型伸出物，例如空調機箱、空調機平台、窗檻及伸出的窗台	不適用

24.	《作業備考》APP-19 第 3(b) 及 (c) 段沒有涵蓋的其他伸出物，如空調機箱及空調機平台	不適用
其他項目		面積 (平方米)
25. (#)	庇護層，包括庇護層兼空中花園	不適用
26.	大型伸出 / 外懸設施下的有蓋地方	不適用
27.	公共交通總站	不適用
28. (#)	共用構築物及公用樓梯	不適用
29. (#)	僅供獲接納不計入總樓面面積的樓層使用的樓梯、升降機槽及垂直管道的水平面積	不適用
30.	公眾通道	不適用
31.	有蓋的後移部分	不適用
額外總樓面面積		面積 (平方米)
32.	額外總樓面面積	不適用
根據聯合作業備考 (第 8 號) 提供的額外環保設施		面積 (平方米)
33.	採用「組裝合成」建築法的樓宇	不適用

附註：

上述表格是根據屋宇署所發出的《認可人士、註冊結構工程師及註冊岩土工程師作業備考》ADM-2 規定的要求而制訂的。屋宇署會按實際需要不時更改有關要求。

Breakdown of GFA Concessions Obtained for All Features

Latest information on breakdown of GFA concessions as shown on the general building plans submitted to and approved by the Building Authority (BA) prior to the printing of the sales brochure is tabulated below. Information marked (#) may be based on information provided by the authorized person if the sales brochure is printed prior to submission of the final amendment plans to the BA. The breakdown of GFA concessions may be subject to further changes until final amendment plans are submitted to and approved by the BA prior to the issuance of the occupation permit for the development.

Disregarded GFA under Building (Planning) Regulations 23(3)(b)		Area (m ²)
1. (#)	Carparks and loading/unloading areas excluding public transport terminus	3189.240
2	Plant rooms and similar services	
2.1	Mandatory feature and essential plant room, area of which is limited by respective Practice Notes for Authorized Persons, Registered Structural Engineers and Registered Geotechnical Engineers (PNAP) or regulation such as lift machine room, telecommunications and broadcasting (TBE) room, refuse storage and material recovery chamber, etc.	45.525
2.2 (#)	Mandatory feature and essential plant room, area of which is NOT limited by any PNAP or regulation such as room occupied solely by fire services installations (FSI) and equipment, meter room, transformer room, potable and flushing water tank, etc.	1570.445
2.3	Non-mandatory or non-essential plant room such as air-conditioning plant room, air handling unit (AHU) room, etc.	288.881
Green Features Under Joint Practice Notes 1 and 2		Area (m ²)
3.	Balcony	89.976
4.	Wider common corridor and lift lobby	Not Applicable
5.	Communal sky garden	Not Applicable
6.	Acoustic fin	Not Applicable
7.	Wing wall, wind catcher and funnel	Not Applicable
8.	Non-structural prefabricated external wall	154.738
9.	Utility platform	Not Applicable
10.	Noise barrier	179.961
Amenity Features		Area (m ²)
11.	Caretaker's quarters, counter, office, store, guard room and lavatory for watchman and management staff, owner's corporation office	5.000
12.	Residential recreational facilities including void, plant room, swimming pool filtration plant room, covered walkway, etc. serving solely the recreational facilities	174.980
13.	Covered landscaped and play area	Not Applicable
14.	Horizontal screen / covered walkway, trellis	Not Applicable
15.	Larger lift shaft	Not Applicable
16.	Chimney shaft	Not Applicable
17.	Other non-mandatory or non-essential plant room, such as boiler room, satellite master antenna television (SMATV) room	86.053
18. (#)	Pipe duct, air duct for mandatory feature or essential plant room	86.445
19.	Pipe duct, air duct for non-mandatory or non-essential plant room	Not Applicable
20.	Plant room, pipe duct, air duct for environmentally friendly system and feature	Not Applicable
21.	Void in duplex domestic flat and house	Not Applicable
22.	Sunshade and reflector	Not Applicable
23. (#)	Minor projections such as A/C box, A/C platform, window eill and projecting window	Not Applicable

24.	Other projections such as A/C box and platform not covered in paragraph 3(b) and (c) of PNAP APP-19	Not Applicable
Other Exempted Items		Area (m ²)
25. (#)	Refuge floor including refuge floor cum sky garden	Not Applicable
26.	Covered area under large projecting/overhanging feature	Not Applicable
27.	Public transport terminus	Not Applicable
28. (#)	Party structure and common staircase	Not Applicable
29. (#)	Horizontal area of staircase, lift shaft and vertical duct solely serving floor accepted as not being accountable for GFA	Not Applicable
30.	Public passage	Not Applicable
31.	Covered set back area	Not Applicable
Bonus GFA		Area (m ²)
32.	Bonus GFA	Not Applicable
Additional Green Features under Joint Practice Note(No.8)		
33.	Buildings adopting Modular Integrated Construction	Not Applicable

Note :

The above table is based on the requirements as stipulated in the Practice Note for Authorized Persons, Registered Structural Engineers and Registered Geotechnical Engineers ADM-2 issued by the Buildings Department. The Buildings Department may revise such requirements from time to time as appropriate.

建築物的環境評估

Environment Assessment of the Building

綠色建築認證

在印刷此售樓說明書前，本物業根據香港綠色建築議會有限公司頒授 / 發出的綠建環評認證評級。

暫定評級
銅級

暫定
銅級
NB V1.2 2017
HKGBC
綠建環評

申請編號: PAB0039/21

Green Building Certification

Assessment result under the **BEAM Plus** certification conferred / issued by Hong Kong Green Building Council Limited (HKGBC) for the building prior to the printing of the sales brochures.

Provisional
BRONZE

PROVISIONAL
BRONZE
NB V1.2 2017
HKGBC
BEAM Plus

Application no.: PAB0039/21

發展項目的公用部分的預計能量表現或消耗

於印製售樓說明書前呈交予建築事務監督發展項目的公用部分的預計能量表現或消耗的最近期資料:

Estimated Energy Performance or Consumption for the Common Parts of the Development

Latest information on the estimated energy performance or consumption for the common parts of the Development as submitted to the Building Authority prior to the printing of the sales brochures:

第 I 部分 Part I	
提供中央空調 Provision of Central Air Conditioning	否 No
提供具能源效益的設施 Provision of Energy Efficient Features	是 Yes
擬安裝的具能源效益的設施： Energy Efficient Features proposed:	1. 作為一般照明的 T5 (或更佳) 光管 2. 計量儀器以量度電流 1. T5(or better) fluorescent lamps for general lighting 2. Metering provisions for energy consumption checking

第 II 部分：擬興建樓宇 / 部分樓宇預計每年能源消耗量 (備註 1) Part II: The predicted annual energy use of the proposed building / part of building (Note 1)					
位置 Location	使用有關裝置的 內部樓面面積 Internal Floor Area Served (平方米 m ²)	基線樓宇每年能源消耗量 (備註 2) Annual Energy Use of Baseline Building (Note 2)		擬興建樓宇每年能源消耗量 Annual Energy Use of proposed Building	
		電力 Electricity 千瓦小時 / 平方米 / 年 kWh/m ² /annum	煤氣 / 石油氣 Town Gas / LPG 用 量單位 / 平方米 / 年 (Unit/m ² /annum)	電力 Electricity 千瓦小時 / 平方米 / 年 kWh/m ² /annum	煤氣 / 石油氣 Town Gas / LPG 用 量單位 / 平方米 / 年 (Unit/m ² /annum)
有使用中央屋宇 裝備裝置的部份 (備註 3) Area served by Central building services installation (Note 3)	6022.03	110.62	N/A	109.58	N/A

第 III 部分：以下裝置乃按機電工程署公布的相關實務守則設計： Part III: The following installations are designed in accordance with the relevant Codes of Practices published by the Electrical & Mechanical Services Department (EMSD):			
裝置類型 Type of Installations	是 YES	否 NO	不適用 N/A
照明裝置 Lighting Installations	✓	/	/
空調裝置 Air Conditioning Installations	✓	/	/
電力裝置 Electrical Installations	✓	/	/
升降機及自動梯的裝置 Lift & Escalator Installations	✓	/	/
以總能源為本的方法 Performance-based Approach	/	✓	/

備註：

1. 一般而言，一棟樓宇的預計“每年能源消耗量”愈低，其節約能源的效益愈高。如一棟樓宇預計的“每年能源消耗量”低於該樓宇的“基線樓宇每年能源消耗量”，則代表預計該樓宇的能源應用較其基線樓宇有效，削減幅度愈大則代表有關樓宇能源節約的效益愈高。
預計每年能源消耗量〔以耗電量（千瓦小時／平方米／年）及煤氣／石油氣消耗量（用量單位／平方米／年）計算〕，指將發展項目的每年能源消耗總量除以使用有關裝置的內部樓面面積所得出的商，其中：
 - (a) “每年能源消耗量”與新建樓宇 BEAM Plus 標準（現行版本）中的「年能源消耗」具有相同涵義；及
 - (b) 樓宇、空間或單位的“內部樓面面積”，指外牆及／或共用牆的內壁之內表面起量度出來的樓面面積。
2. “基準樓宇”與新建樓宇 BEAM Plus 標準（現行版本）中的“基準建築物模式（零分標準）”具有相同涵義。
3. “中央屋宇裝備裝置”與機電工程署發出的《屋宇裝備裝置能源效益實務守則》中的涵義相同。

Notes:

1. In general, the lower the estimated“Annual Energy Use”of the building, the more efficient the building in terms of energy use. For example, if the estimated“annual energy use of proposed building”is less than the estimated“annual energy use of baseline building”, it means the predicted use of energy is more efficient in the proposed building than in the baseline building. The larger the reduction, the greater the efficiency.
The predicted annual energy use in terms of electricity consumption (kWh/ m2/annum) and town gas/LPG consumption (unit/m2/ annum) of the development by the internal floor area served, where:
 - (a) “total annual energy use”has the same meaning of “annual energy use” in the BEAM Plus New Buildings (current version); and
 - (b) “internal floor area”, in relation a building, a space or a unit means the floor area of all enclosed space measured to the internal faces of enclosing external and/or party walls.
2. “Baseline Building”has the same meaning as“Baseline Building Model (zero-credit benchmark)” in the BEAM Plus for New Buildings (current version).
3. “Central Building Services Installation”has the same meaning as that in the Code of Practice for Energy Efficiency of Building Services Installation issued by the Electrical and Mechanical Services Department.

賣方為施行《一手住宅物業銷售條例》(第 621 章)第 2 部而就發展項目指定的互聯網網站的網址：
www.15shouson.com

The address of the website designated by the vendor for the Development for the purposes of Part 2 of the Residential Properties (First-hand Sales) Ordinance (Cap621):
www.15shouson.com

印製日期：2022年3月31日

Date of Printing: 31 March 2022

發展項目及其周邊地區日後可能出現改變。

There may be future changes to the Development and the surrounding areas.

檢視/修改日期 Examination / Revision Date	2022年3月31日印製版本之頁次 Page number in version with print date on 31 March 2022	2022年6月30日檢視版本之頁次 Page number in revised version with examination date on 30 June 2022	所作修改 Revision Made
2022年6月30日 30 June 2022	14	14	更新發展項目的所在位置圖 Location plan of the development is updated

檢視/修改日期 Examination / Revision Date	2022年6月30日印製版本之頁次 Page number in version with print date on 30 June 2022	2022年9月29日檢視版本之頁次 Page number in revised version with examination date on 29 September 2022	所作修改 Revision Made
2022年9月29日 29 September 2022	15,16	15,16	更新發展項目的鳥瞰照片 Aerial photograph of the development is updated
	137	137	更新發展項目的住宅物業的樓面平面圖 Floor plans of residential properties in the development is updated

檢視/修改日期 Examination / Revision Date	2022年9月29日印製版本之頁次 Page number in version with print date on 29 September 2022	2022年12月28日檢視版本之頁次 Page number in revised version with examination date on 28 December 2022	所作修改 Revision Made
2022年12月28日 28 December 2022	13	13	更新物業管理的資料 Information on property management is updated
	14	14	更新發展項目的所在位置圖 Location plan of the development is updated
	52,53	52,53	更新發展項目的住宅物業的樓面平面圖 Floor plans of residential properties in the development is updated
	174,175	174,175	更新公契的摘要 Summary of Deed of Mutual Covenant is updated
	245	245	更新閱覽圖則及公契 Inspection of plans and Deed of Mutual Covenant is updated
	309	309	更新買方的雜項付款 Miscellaneous payments by purchaser is updated
	311,313	311,313	更新斜坡維修 Maintenance of slopes is updated

檢視/修改日期 Examination / Revision Date	2022年12月28日印製版本之頁次 Page number in version with print date on 28 December 2022	2023年3月27日檢視版本之頁次 Page number in revised version with examination date on 27 March 2023	所作修改 Revision Made
2023年3月27日 27 March 2023	14	14	更新發展項目的所在位置圖 Location plan of the development is updated
	265	265	更新裝置、裝修物料及設備 Fittings, finishes and appliances is updated

檢視/修改日期 Examination / Revision Date	2023年3月27日印製版本之頁次 Page number in version with print date on 27 March 2023	2023年4月28日檢視版本之頁次 Page number in revised version with examination date on 28 April 2023	所作修改 Revision Made
2023年4月28日 28 April 2023	4,7	4,7	更新一手住宅物業買家須知 Notes to purchasers of first-hand residential properties is updated
	9	9	更新賣方及有參與發展項目的其他人的資料 Information on vendor and others involved in the development is updated
	14	14	更新發展項目的所在位置圖 Location plan of the development is updated

檢視/修改日期 Examination / Revision Date	2023年4月28日印製版本之頁次 Page number in version with print date on 28 April 2023	2023年7月27日檢視版本之頁次 Page number in revised version with examination date on 27 July 2023	所作修改 Revision Made
2023年7月27日 27 July 2023	14	14	更新發展項目的所在位置圖 Location plan of the development is updated

檢視/修改日期 Examination / Revision Date	2023年7月27日印製版本之頁次 Page number in version with print date on 27 July 2023	2023年10月26日檢視版本之頁次 Page number in revised version with examination date on 26 October 2023	所作修改 Revision Made
2023年10月26日 26 October 2023	14	14	更新發展項目的所在位置圖 Location plan of the development is updated
	316,317,319	316,317,319	更新申請建築物總樓面面積寬免的資料 Information in application for concession on gross floor area of building is updated

檢視/修改日期 Examination / Revision Date	2023年10月26日印製版本之頁次 Page number in version with print date on 26 October 2023	2024年1月25日檢視版本之頁次 Page number in revised version with examination date on 25 January 2024	所作修改 Revision Made
2024年1月25日 25 January 2024	14	14	更新發展項目的所在位置圖 Location plan of the development is updated
	15,16	15,16	更新發展項目的鳥瞰照片 Aerial photograph of the development is updated

檢視/修改日期 Examination / Revision Date	2024年1月25日印製版本之頁次 Page number in version with print date on 25 January 2024	2024年4月24日檢視版本之頁次 Page number in revised version with examination date on 24 April 2024	所作修改 Revision Made
2024年4月24日 24 April 2024	9	9	更新賣方及有參與發展項目的其他人的資料 Information on vendor and others involved in the development is updated
	14	14	更新發展項目的所在位置圖 Location plan of the development is updated
	119,122,124	119,122,124	更新發展項目的住宅物業的樓面平面圖 Floor plans of residential properties in the development is updated
	250,258,262,299,300	250,258,262,299,300	更新裝置、裝修物料及設備 Fittings, finishes and appliances is updated
	-	252a,252b	新增裝置、裝修物料及設備 Fittings, finishes and appliances is added

檢視/修改日期 Examination / Revision Date	2024年4月24日印製版本之頁次 Page number in version with print date on 24 April 2024	2024年7月23日檢視版本之頁次 Page number in revised version with examination date on 23 July 2024	所作修改 Revision Made
2024年7月23日 23 July 2024	14	14	更新發展項目的所在位置圖 Location plan of the development is updated
	15,16	15,16	更新發展項目的鳥瞰照片 Aerial photograph of the development is updated
	-	16b	新增發展項目的鳥瞰照片 Aerial photograph of the development is added
	271	271	更新裝置、裝修物料及設備 Fittings, finishes and appliances is updated

檢視/修改日期 Examination / Revision Date	2024年7月23日印製版本之頁次 Page number in version with print date on 23 July 2024	2024年10月22日檢視版本之頁次 Page number in revised version with examination date on 22 October 2024	所作修改 Revision Made
2024年10月22日 22 October 2024	14	14	更新發展項目的所在位置圖 Location plan of the development is updated
	15	15	更新發展項目的鳥瞰照片 Aerial photograph of the development is updated
	16,16b	16,16b	刪除發展項目的鳥瞰照片 Aerial photograph of the Development is deleted

檢視/修改日期 Examination / Revision Date	2024年10月22日印製版本之頁次 Page number in version with print date on 22 October 2024	2025年1月21日檢視版本之頁次 Page number in revised version with examination date on 21 January 2025	所作修改 Revision Made
2025年1月21日 21 January 2025	14	14	更新發展項目的所在位置圖 Location plan of the development is updated

